

---

---


**CENTOGENE N.V.**

**Dutch Statutory board report and financial statements  
for the fiscal year ended December 31, 2021**

---

---

Confinant Audit & Assurance B.V.  
For identification purposes only.  
Related to auditor's report  
dated 31 May 2022.



## TABLE OF CONTENTS

---

|  |            |
|--|------------|
| <b>Board Report</b>  | <b>2</b>   |
| 1 Introduction   | 2          |
| 1.1 Preparation  | 2          |
| 1.2 Forward-looking statements                               | 3          |
| 2 Risk factors   | 5          |
| 2.1 Summary risk factors                                     | 5          |
| 2.2 Risk factors   | 7          |
| 3 Information on the Company                                 | 54         |
| 3.1 History and development of the Company                   | 54         |
| 3.2 Business overview  | 55         |
| 3.3 Organizational structure                                 | 91         |
| 3.4 Property, plants and equipment                           | 92         |
| 4 Operating and Financial Review and Prospects               | 93         |
| 4.1 Operating Results  | 93         |
| 4.2 Liquidity and Capital Resources                          | 107        |
| 5 Legal Proceedings  | 111        |
| 6 Controls and Procedures                                    | 112        |
| 6.1 Risk Management and Control Systems                      | 112        |
| 6.2 In control statement                                     | 112        |
| 7 Corporate Governance                                       | 113        |
| 7.1 Dutch Corporate Governance Code                          | 113        |
| 7.2 Code of conduct and other corporate governance practices | 113        |
| 7.3 General meeting  | 114        |
| 7.3.1 Functioning of the General Meeting                     | 114        |
| 7.3.2 Powers of the General Meeting                          | 114        |
| 7.3.3 Shareholder rights                                     | 115        |
| 7.4 Management Board   | 115        |
| 7.5 Supervisory Board  | 115        |
| 7.6 Committees   | 118        |
| 7.6.1 General  | 118        |
| 7.6.2 Audit committee  | 118        |
| 7.6.3 Compensation committee                                 | 121        |
| 7.6.4 Nomination and corporate governance committee          | 121        |
| 7.7 Evaluation   | 122        |
| 7.8 Diversity  | 122        |
| 8 Compensation   | 123        |
| 8.1 Compensation policy                                      | 123        |
| 8.2 Compensation of managing directors                       | 123        |
| 8.3 Pay ratio  | 123        |
| 9 Related party transactions                                 | 123        |
| 10 Protective measures                                       | 125        |
| 11 Other information   | 125        |
| 11.1 Profit appropriation provisions                         | 125        |
| 11.2 Branches  | 125        |
| <b>Corporate Governance Statement</b>                        | <b>125</b> |
| <b>Consolidated Financial Statements</b>                     | <b>127</b> |
| <b>Company Financial Statements</b>                          | <b>178</b> |
| <b>Other information</b>                                     | <b>189</b> |
| <b>Independent auditor's report</b>                          | <b>189</b> |

## 1. INTRODUCTION

### 1.1. Preparation

In this report ("Annual Report"), the terms "we", "us", "our" and "the Company" refer to Centogene N.V. and, where appropriate, its subsidiaries.


This report has been prepared by the Company's management board (the "management board") pursuant to Section 2:391 of the Dutch Civil Code ("DCC") and also contains (i) the Company's statutory annual accounts within the meaning of Section 2:361(1) DCC and (ii) to the extent applicable, the information to be added pursuant to Section 2:392 DCC. This Annual Report relates to the fiscal year ended December 31, 2021 and, unless explicitly stated otherwise, information presented in this Annual Report is as at December 31, 2021.

### 1.2. Forward-looking statements

This Annual Report contains statements that constitute forward-looking statements. All statements other than present and historical facts and conditions contained in this Annual Report, including statements regarding our future results of operations and financial position, business strategy, plans and our objectives for future operations, are forward-looking statements. When used in this Annual Report, the words "anticipate," "believe," "can," "could," "estimate," "expect," "intend," "is designed to," "may," "might," "plan," "potential," "predict," "objective," "should," or the negative of these and similar expressions identify forward-looking statements.

Forward-looking statements are based on our management's beliefs and assumptions and on information currently available to our management. Such statements are subject to risks and uncertainties, and actual results may differ materially from those expressed or implied in the forward-looking statements due to various factors, including, but not limited to, those identified under "Item 3. Key Information—D. Risk Factors" in this Annual Report. These risks and uncertainties include factors relating to:

- our ability to generate cash from operations and attract financing;
- our strategic restructuring initiative and the related restructuring cost;
- our ability to effectively manage our future growth and to execute our business strategy;
- our ability to generate sufficient revenue from our relationships with our pharmaceutical partners and clients, and to otherwise maintain our current relationships, or enter into new relationships, with pharmaceutical partners and clients;
- the effects of the COVID-19 pandemic on our business and results of operations;
- economic, political or social conditions and the effects of these conditions on our pharmaceutical partners' and diagnostics clients' businesses and levels of business activity;
- our expectations for our products and solutions achieving commercial market acceptance, and our ability to keep pace with the rapidly evolving industry in which we operate;
- our assumptions regarding market size in the rare disease industry and our growth potential;
- our pharmaceutical partners' and clients' need for rare disease information products and solutions and any perceived advantage of our products over those of our competitors;
- our ability to manage our international expansion, including our exposure to new and complex business, regulatory, political, operational, financial, and economic risks, and numerous and conflicting legal and regulatory requirements;
- our continued reliance on our senior management team and other qualified personnel and our ability to retain such personnel;



- our ability to obtain, maintain, protect and enforce sufficient patent and other intellectual property protection for any products or solutions we develop and for our technology;
- the ongoing protection of our trade secrets, know-how, and other confidential and proprietary information;
- our ability to remediate our material weaknesses in internal control over financial reporting;
- general economic, political, demographic and business conditions in North America, the Middle East, Europe and other regions in which we operate;
- changes in government and industry regulation and tax matters;
- other factors that may affect our financial condition, liquidity and results of operations; and
- other risk factors discussed under “Item 3. Key Information—D. Risk Factors.”

You should refer to the section of this Annual Report titled “Item 3. Key Information—D. Risk Factors” for a discussion of important factors that may cause our actual results to differ materially from those expressed or implied by our forward-looking statements. As a result of these factors, we cannot assure you that the forward-looking statements in this Annual Report will prove to be accurate. Furthermore, if our forward-looking statements prove to be inaccurate, the inaccuracy may be material. In light of the significant uncertainties in these forward-looking statements, you should not regard these statements as a representation or warranty by us or any other person that we will achieve our objectives and plans in any specified time frame or at all. We undertake no obligation to publicly update any forward-looking statements, whether as a result of new information, future events or otherwise, except as required by law.

### FORWARD LOOKING STATEMENTS


This Annual Report contains statements that constitute forward-looking statements. All statements other than present and historical facts and conditions contained in this Annual Report, including statements regarding our future results of operations and financial position, business strategy, plans and our objectives for future operations, are forward-looking statements. When used in this Annual Report, the words “anticipate,” “believe,” “can,” “could,” “estimate,” “expect,” “intend,” “is designed to,” “may,” “might,” “plan,” “potential,” “predict,” “objective,” “should,” or the negative of these and similar expressions identify forward-looking statements.

Forward-looking statements are based on our management’s beliefs and assumptions and on information currently available to our management. Such statements are subject to risks and uncertainties, and actual results may differ materially from those expressed or implied in the forward-looking statements due to various factors, including, but not limited to, those identified under “Item 3. Key Information—D. Risk Factors” in this Annual Report. These risks and uncertainties include factors relating to:

- our ability to generate cash from operations and attract financing;
- our strategic restructuring initiative and the related restructuring cost;
- our ability to effectively manage our future growth and to execute our business strategy;
- our ability to generate sufficient revenue from our relationships with our pharmaceutical partners and clients, and to otherwise maintain our current relationships, or enter into new relationships, with pharmaceutical partners and clients;
- the effects of the COVID-19 pandemic on our business and results of operations;
- economic, political or social conditions and the effects of these conditions on our pharmaceutical partners’ and diagnostics clients’ businesses and levels of business activity;

- our expectations for our products and solutions achieving commercial market acceptance, and our ability to keep pace with the rapidly evolving industry in which we operate;
- our assumptions regarding market size in the rare disease industry and our growth potential;
- our pharmaceutical partners' and clients' need for rare disease information products and solutions and any perceived advantage of our products over those of our competitors;
- our ability to manage our international expansion, including our exposure to new and complex business, regulatory, political, operational, financial, and economic risks, and numerous and conflicting legal and regulatory requirements;
- our continued reliance on our senior management team and other qualified personnel and our ability to retain such personnel;
- our ability to obtain, maintain, protect and enforce sufficient patent and other intellectual property protection for any products or solutions we develop and for our technology;
- the ongoing protection of our trade secrets, know-how, and other confidential and proprietary information;
- our ability to remediate our material weaknesses in internal control over financial reporting;
- general economic, political, demographic and business conditions in North America, the Middle East, Europe and other regions in which we operate;
- changes in government and industry regulation and tax matters;
- other factors that may affect our financial condition, liquidity and results of operations; and
- other risk factors discussed under "Item 3. Key Information—D. Risk Factors."

You should refer to the section of this Annual Report titled "Item 3. Key Information—D. Risk Factors" for a discussion of important factors that may cause our actual results to differ materially from those expressed or implied by our forward-looking statements. As a result of these factors, we cannot assure you that the forward-looking statements in this Annual Report will prove to be accurate. Furthermore, if our forward-looking statements prove to be inaccurate, the inaccuracy may be material. In light of the significant uncertainties in these forward-looking statements, you should not regard these statements as a representation or warranty by us or any other person that we will achieve our objectives and plans in any specified time frame or at all. We undertake no obligation to publicly update any forward-looking statements, whether as a result of new information, future events or otherwise, except as required by law.




## **2. RISK FACTORS**


### **2.1 Summary Risk Factors**

In the course of conducting our business operations, we are exposed to a variety of risks, some of which are inherent in our industry and others of which are more specific to our own businesses. The discussion below addresses the material factors, of which we are currently aware, that could affect our businesses, results of operations and financial condition and make an investment in the Company speculative or risky.

The principal risks and uncertainties which the Company faces include the risks and uncertainties summarized in this chapter 2.1. See chapter 2.2 of this Annual Report for additional detail and additional risks and uncertainties which the Company faces Some of these risks include:



- Our strategic restructuring initiative may not achieve intended benefits and the related restructuring cost could have a material adverse effect on our business and results of operations.
- We may fail to maintain, enter into or generate sufficient revenue from relationships with our clients or pharmaceutical partners to achieve and maintain profitability.
- The COVID-19 pandemic as well as potential future pandemics and measures taken in response thereto.
- Difficulty in successfully identifying patients for our pharmaceutical partners due to relatively small patient populations for rare diseases.
- Failure to generate sufficient volumes of data from our diagnostic tests for inclusion in our data repository.
- Supply chain challenges, including limited supply of critical equipment, consumables or services.
- Many events beyond our control, including geopolitical events, may adversely affect our business.
- We derive a large proportion of our revenues and equipment from agreements with a limited number of pharmaceutical partners and suppliers, respectively.
- Volatile, negative or uncertain economic, political or social conditions and the effects of these conditions on our pharmaceutical partners' and diagnostics clients' businesses and levels of business activity.
- Restrictions or delays in the receipt of patient samples to our laboratories for diagnostic testing.
- Substantial product liability or professional liability claims that could exceed our resources.
- Interruption of access or damage to our highly specialized laboratory facilities, storage facilities or equipment.
- Challenges to patient consent validity could impede our rare disease information development efforts.
- Failure in our information technology systems.
- Inability to attract and retain new talent, including members of our senior management team.
- New and complex business, regulatory, political, operational, financial, and economic risks as a result of international business expansion.
- Unanticipated difficulties involved in the Implementation of partnership agreements with our pharmaceutical partners.
- Failure to achieve or maintain sales of our products and solutions.
- Failure to manage our future growth effectively, which could make it difficult to execute our business strategy.
- Inability to successfully commercialize new products or solutions on a timely basis or at all.
- Failure to expand our direct sales and marketing force to adequately address our pharmaceutical partners' and clients' needs.
- The knowledge and interpretation based solutions we provide to our pharmaceutical partners may not achieve significant commercial market acceptance.
- Failure to keep pace with the rapidly evolving industry in which we operate.
- We may fail to successfully respond to increasing demand for our products and solutions.
- Failure to obtain favorable pricing for our products and to meet our profitability expectations.
- Ethical, legal and social concerns related to the use of genomic information could reduce demand for our genetic rare disease knowledge and interpretation based products and solutions.
- Our resource allocation decisions may lead us to focus on research and development programs that are not commercially viable, and as a result we may be unable to recover the costs incurred under these efforts.
- Failure to compete successfully with competitors, including new entrants in the market.
- If our pharmaceutical partners experience any of a number of possible unforeseen events in connection with their clinical trials, our ability to commercialize future solutions or improvements to existing solutions could be delayed or prevented.
- Our employees, principal investigators, consultants, and commercial partners may engage in misconduct or other improper activities, including noncompliance with regulatory standards and requirements, insider trading, misappropriation of trade secrets and wrongful use or disclosure of confidential information.
- We may lose the support of key thought leaders and fail to establish our products and solutions as a standard of care for patients with rare, metabolic, and neurodegenerative diseases.
- Security breaches, loss of data, and other disruptions could compromise sensitive information related to our business or prevent us from accessing critical information and expose us to liability, which could adversely affect our business and our reputation.
- We are subject to significant foreign currency exchange controls in certain countries in which we operate.
- We may acquire assets or other businesses that could negatively affect our operating results, dilute our shareholders' ownership or increase our debt.



- Regulatory risks including as a result of conflicting requirements, regulatory changes in the way that the FDA and the European Union regulate laboratory developed tests, non-compliance with FDA and EMA regulatory requirements and with evolving European and other data privacy laws, violations of worldwide anti bribery laws, transactions involving Iran or other sanctioned countries, and our inability to obtain timely regulatory approvals or adhere to regulations regarding our products and solutions.
- We may fail to achieve coverage or adequate reimbursement for our products and solutions by commercial third party payors or government payors.
- Inability to obtain and maintain patent and other intellectual property protection for any products or solutions we develop and for our technology, allowing our competitors to develop and commercialize products and solutions similar or identical to ours.
- Additional intellectual property risks, including our inability to protect the confidentiality of our trade secrets, know how, and other confidential and proprietary information, the unenforceability of our patents and intellectual property rights, third party claims of intellectual property infringement or commercial rights to inventions we develop, non-compliance with patent agency requirement and dependence on licenses granted to us by others.
- We have a history of losses and we may incur losses in the future.
- We may need to raise additional capital to fund, develop and expand our operations. Raising additional capital may cause dilution to our shareholders, restrict our operations or require us to relinquish rights to our technologies or drug candidates.
- We may be required to refund grants and subsidies, and may fail to meet covenants under loan facilities
- We have identified two material weaknesses in our internal control over financial reporting and may identify additional material weaknesses in the future that may cause us to fail to meet our reporting obligations or result in material misstatements of our financial statements. If we fail to remediate our material weaknesses or establish and maintain an effective system of internal control over financial reporting, we may not be able to report our financial results accurately or to prevent fraud, and such failure could cause investors to lose confidence in our reported financial and other public information and have a negative effect on the trading price of our common shares.
- Our results of operations could be materially adversely affected by fluctuations in foreign currency exchange rates.
- Risks relating to our common shares, including fluctuations in our share price, risk of dilution upon future issuances, multi-jurisdictional tax consequences, impacts of our Dutch public company status (including differing shareholder rights), risks resulting from our emerging growth company and foreign private issuer status, our non-payment of dividends and our broad discretion in the use of our cash on hand.

## 2.2 Risk factors

Additional factors discussed below could affect our business, prospects, financial condition and results of operations. You should carefully consider the following risks and uncertainties and all of the other information in this Annual Report before making any investment decision. Our business, financial condition or results of operations could be materially and adversely affected if any of these risks occurs, and as a result, the market price of our common shares could decline and you could lose all or part of your investment. The risks described below are those that we currently believe may materially affect us. We may face additional risks and uncertainties not currently known to us or that we currently deem to be immaterial.

### Certain Factors Relating to Our Business and Strategy

***Our strategic restructuring initiative may not achieve intended benefits and the related restructuring cost could have a material adverse effect on our business and results of operations.***

In November 2021, our Management Board and Supervisory Board approved a restructuring plan to further reduce operating costs and improve profitability. We estimate total restructuring charges, which consist of personnel costs and one-time severance charges, will be approximately € 640 thousand during 2021 and 2022. We anticipate this initiative will generate approximately € 6,2 million in annual net savings starting in 2022, plus additional planned savings in operating expenditure which will be allocated to support growth related initiatives. In addition, on February 1, 2022, we announced the resignation of Dr. Andrin Oswald as CEO due to prolonged medical leave of absence and the appointment of Kim Stratton as CEO.

There is also a risk that our restructuring plan will not capture all of the intended benefits or may not result in the expected cost savings. Further, the restructuring may yield unintended consequences such as attrition beyond our targeted workforce reduction. The Company's success is dependent on the skills of our key personnel. Our restructuring plan involving workforce reduction may lead to an unintended loss of experienced employees or know-how. The loss of any member of our key personnel and actual or threatened work slowdowns or stoppages could lead to operational delays or cost increases. If these incidents occur or if we are unable to attract,



retain and maintain productive relations with our employees and key professionals, our operating results and financial condition may be adversely affected. There is also a risk that our restructuring plan will not capture all of the intended benefits or may not result in the expected cost savings. Further, the restructuring may yield unintended consequences such as attrition beyond our targeted workforce reduction.

***We may fail to generate sufficient revenue from our relationships with our clients or pharmaceutical partners to achieve and maintain profitability.***

We believe our commercial success is dependent upon our ability to successfully market and sell our products and solutions to clients and pharmaceutical partners, to continue to sell our suite of diagnostic tests, to continue to expand our current relationships and to develop new relationships with pharmaceutical partners. The demand for our existing services may decrease or may not continue at historical rates for a number of reasons, including, among others, the development by competitors of new products or solutions that we are not able to commercialize, and increased competition from companies that offer similar products and solutions. In addition to reducing our revenue, if our pharmaceutical partners or clients decide to decrease or discontinue their partnerships or relationships with us, and their use of our knowledge and interpretation-based solutions, this may reduce our access to research and patient data that facilitates the incorporation of newly developed information about rare diseases into our data repository. Our business model and strategy depend on the continued input of new data into our repository, and any such reduction in access to research and patient data could affect our ability to offer the same quality and scope of solutions to our pharmaceutical partners and other clients, which could adversely affect our business, prospects, financial condition and results of operations. We are currently not profitable. Even if we succeed in increasing adoption of our existing solutions by pharmaceutical partners or tests by our clients or pharmaceutical partners, we may fail to generate sufficient revenue to achieve and maintain profitability.

***The COVID-19 pandemic could adversely impact our business and results of operations.***

In December 2019, the COVID-19 virus, commonly known as “coronavirus”, surfaced in Wuhan, China. In March 2020, the World Health Organization declared the COVID-19 outbreak a pandemic. The COVID-19 disease has spread from China to many other countries including the U.S., the UK and the EU, with the number of reported cases and related deaths increasing daily and, in many countries, at a very rapid pace.

Many governments, including in the United States and Germany, have imposed increasingly stringent restrictions to seek to mitigate, or slow down, the spread of COVID-19, including restrictions on international and local travel, public gatherings and participation in business meetings, as well as closures of workplaces, schools, and other sites, and are requesting “social distancing.” In addition to those government measures, we have also taken a series of actions aimed at safeguarding the Company’s employees and business associates, including implementing a work-from-home policy and regular weekly tests for employees except for those related to our laboratory operations which were active from the third quarter of 2020 to the third quarter of 2021. The duration of such measures is highly uncertain, but could be prolonged, and even stricter measures may be put in place.

The COVID-19 pandemic has caused financial markets globally to experience material declines and very elevated volatility, which had an adverse impact on GDP and broader economic conditions, including in Germany and the United States. There is no assurance that the responses from central banks (which include reductions in interest rates and liquidity support) and financial support and fiscal spending by certain governments will be sufficient to support the U.S. or other economies or that financial markets will return to normal. The ongoing effects of the COVID-19 pandemic on global economies and financial markets could trigger a recession or slowdown.

While vaccines have been widely rolled out in Europe and other parts of the world, leading to a relaxation of testing requirements in several countries during 2021, as newer, more severe variants of the COVID-19 virus emerge, there remains uncertainty about the continued protection (and duration of protection) offered by such vaccines. How and when this would affect the potential prolongation of the need for testing on a broader scale remains uncertain.

There is significant uncertainty relating to the potential effect of the COVID-19 virus on our business. Any of the factors above could result in significant volatility in, and have a material adverse effect on, our business, financial condition, rating and results of operations. In particular, they could result in increased costs of execution with regards to operational plans. In addition, COVID-19 may disrupt our supply chain, particularly as it relates to the United States (from where a significant proportion of our sequencing products are sourced) as well other countries in which we operate and from where we receive tests, and otherwise adversely affect international trade and business activities. The COVID-19 pandemic may also result in the loss of our significant client relationships. The magnitude of the impact on us will depend on future developments, which are highly uncertain and cannot be predicted with

Confinant Audit & Assurance B.V.  
For identification purposes only.  
Related to auditor's report  
dated 31 May 2022.

confidence, including, among other things, the duration and spread of the outbreak, its severity and strain mutations, counter-measures and the development and availability of effective treatments and vaccines. The effects of COVID-19 on us, and on the environment in which we operate, has resulted, and may continue to result, in significant volatility of the trading price of our common shares. Although we are taking a number of measures aimed at minimizing disruptions to our business and operations, and while the provision of testing for the COVID-19 virus is anticipated to generate additional revenues for us in the first half of 2022, the full extent to which the global COVID-19 pandemic may impact our business will depend on future developments, which are highly uncertain and cannot be predicted, such as the duration of the pandemic, the availability of vaccines, the probability of the occurrence of further outbreaks and the ultimate impact on the financial markets and the global economy, and could result in an unforeseen negative impact on our business and our future results of operations.

To the extent the COVID-19 pandemic adversely affects our business and financial results, it may also have the effect of heightening many of the other risks described under “—We may face restrictions or delays in the receipt of patient samples to our laboratories for diagnostic testing” and “—We may be adversely affected by volatile, negative or uncertain economic, political or social conditions and the effects of these conditions on our pharmaceutical partners’ and diagnostics clients’ businesses and levels of business activity.”

***In response to the COVID-19 pandemic, we ramped up our molecular testing for the diagnosis of COVID-19. The demand for such tests has shrunk, and we may be unable to recoup the significant expenses incurred and investments made in testing capabilities.***

In response to the COVID-19 pandemic, we took a series of measures aimed at minimizing the disruptions to our business and operations, including by adding COVID-19 molecular testing to our product mix. To support the rapid rollout of our COVID-19 testing offering, we have incurred significant expenses and made significant investments, including the acquisition of laboratory facilities, walk-in testing facilities, and mobile test centers, as well as related equipment and inventory. Our COVID-19 testing business grew significantly since the second quarter of 2020 and, as a result, we started managing and reporting it as a separate reportable business segment in the third quarter of 2020. Total investments in COVID-19 testing as of December 31, 2021 amounted to €2,834 thousand, of which €2,480 thousand are COVID-19 related mobile test laboratories and equipment. An amount of €354 thousand is included in intangible assets and relates to the development of CENTOGENE’s Corona Test Portal.

While the COVID-19 pandemic has created an opportunity for our business and helped us offset the pandemic-related slowdown in our Diagnostics and Pharmaceutical businesses, we noticed a decrease in COVID-19 test order intakes during the third quarter of 2021, specifically in Germany, which led to management review of and resolution on options to discontinue lease contracts at unprofitable COVID-19 testing sites as well as reaching the decision to close a laboratory in Hamburg. Similarly, we have significantly ramped down COVID-19 related inventory levels to align with the needs of the remaining test sites and laboratories. Due to the impact of these changes during the COVID-19 pandemic, particularly developments in vaccination campaigns with increasing vaccination numbers and relaxation of testing regulations by several countries, we reassessed certain related accounting judgments and estimates. As a result, in line with our accounting policies for long-lived assets, management reviewed the estimated useful lives of long-lived assets utilized in the COVID-19 test offerings given changes in circumstances and management’s expectations. Management considered how the underlying assets are currently deployed, including whether the assets are utilized in leased facilities or service agreements which management is unlikely to renew, and potential alternative uses of the assets within the COVID-19 business or within the diagnostics and pharmaceutical businesses. Consequently, we prospectively adjusted the estimated useful lives of our long-lived assets which include property, plant and equipment, right-of-use assets and intangible assets which had an aggregate carrying amount of € 8,549 thousand to a remaining estimated useful life of eight months, with effect at the beginning of the third quarter of 2021. This prospective change in estimate resulted in accelerated depreciation expense of €2,821 thousand during the year ended December 31, 2021. Additionally, following the closure of the Hamburg lab, we recognized an accelerated depreciation of right-of-use assets in an amount of € 746 thousand for the year ended December 31, 2021.

We presently expect our COVID-19 testing business to continue contributing to our revenue in 2022. However, the demand for our COVID-19 tests may not be sustainable and the recent increase in our revenues from COVID-19 testing may not be indicative of future revenues. Such demand, and the revenues of our COVID-19 testing segment, may shrink rapidly in the future, for instance:

- as the pandemic abates or infection rates decline;
- as governmental and health authorities relax rules on mandatory COVID-19 testing;

Confinant Audit & Assurance B.V.  
For identification purposes only.  
Related to auditor’s report  
dated 31 May 2022.

- as vaccinations become more widely administered; or
- if other tests become more accepted or produce results more quickly, more accurately or at lower cost;

in each case in particular in the regions where we offer our COVID-19 testing services. As a result, we may be unable to recoup the significant expenses we incurred in connection with our COVID-19 testing business. In addition, while we are depreciating all of the investments made in our COVID-19 testing business on an accelerated timetable, we may be required to write-down some or all of our investments in, and working capital related to, our COVID-19 testing business. Any of the foregoing developments and events could have a material adverse effect on our business, results of operations and financial position.

***Many events beyond our control, including geopolitical events, may adversely affect our business***

Many events beyond our control can adversely affect the healthcare industry, with a corresponding negative impact on our business and results of operations. Our operations and those of our third-party suppliers and collaborators could be subject to earthquakes, power shortages, telecommunications failures, water shortages, floods, hurricanes or other extreme weather conditions, medical epidemics, labor disputes, war or other business interruptions. Although we have limited business interruption insurance policies in place, any interruption could come with high costs for us, as salaries and loan payments would usually continue. Moreover, any interruption could seriously harm our ability to timely proceed with our diagnostics, pharmaceutical collaborations and research activities. Moreover, at the end of 2021 and into 2022, international tensions escalated when Russia amassed large numbers of military ground forces and support personnel on the Ukraine-Russia border and, in February 2022, Russia invaded Ukraine. In response, the North Atlantic Treaty Organization, or NATO has deployed additional military forces to Eastern Europe, including Lithuania, and the Biden administration along with many European countries announced certain sanctions against Russia. The invasion of Ukraine and the retaliatory measures that have been taken, or could be taken in the future, by the United States, NATO, and other countries have created global security concerns that could result in a regional conflict and otherwise have a lasting impact on regional and global economies, any or all of which could disrupt our supply chain, adversely affect our ability to conduct ongoing and future Diagnostics activities, Pharmaceutical collaborations, and research programs which could adversely impact our business and results of operations.

***We may fail to maintain our current relationships with pharmaceutical companies, or enter into new relationships on a similar scale.***

Our success in the future depends in part on our ability to maintain relationships and to enter into new relationships with pharmaceutical partners. Partnerships are complex and time-consuming to negotiate and document. Whether we reach a definitive agreement for a partnership will depend on a number of factors, including, among other things, upon our partners' assessment of our industry knowledge, data repository, logistical resources and expertise, the terms and conditions of the proposed partnership, and our partners' evaluation of the potential value added from our rare disease knowledge and insights. If we are unable to do so, we may have to curtail our research on a particular rare disease or increase our expenditures and undertake research and development activities at our own expense. Further, there have been a significant number of recent business combinations among large pharmaceutical companies that have resulted in a reduced number of potential future partners.

Our ability to maintain our current relationships with our pharmaceutical partners, or enter into new relationships, can be difficult due to several factors, including that:

- our products and solutions are focused towards facilitating the development of rare disease treatments which limits our market to pharmaceutical partners active in the rare disease space;
- orphan drug development is complex, expensive and time-consuming due to limited identified patient populations and limited industry knowledge of rare diseases;
- our pharmaceutical partners may decide to decrease or discontinue their use of our rare disease information platform due to circumstances outside of our control, including changes in their research and development plans, whether they can obtain positive data or regulatory approval in clinical trials or successfully commercialize a treatment, changes in the regulatory environment, or utilization of internal testing resources or genetic or other tests performed by other parties, among others;
- internal and external constraints may be placed on potential pharmaceutical partners that can limit the number and type of relationships with companies like us they can consider and consummate; and

- our pharmaceutical partners may be dissatisfied with our products or solutions or that we may fail to deliver expected benefits from our products or solutions.

Additionally, some of our pharmaceutical partners have contracted with us to provide testing for large numbers of samples or to focus our research on a particular rare disease, which could restrict our ability to perform tests for other clients or pharmaceutical partners or limit our ability to expand our data repository outside of a specified patient population or rare disease. If we fail to maintain our current relationships with our pharmaceutical partners, or enter into new partnerships, our business could suffer.

***Because the identified patient populations for rare diseases are relatively small, it may be difficult to successfully identify patients for our pharmaceutical partners.***

Our inability to identify a sufficient number of patients for our partners' clinical trials could result in significant delays and could require our partners to abandon one or more clinical trials altogether. Enrollment delays in our partners' clinical trials may result in increased development costs for our partners' drug candidates, which would cause the value of the solutions which we offer to our pharmaceutical partners to decline. If we are unable to identify patients with a specified driver of disease or applicable genomic alteration, this could compromise our ability to add value to our partners' clinical trials by accelerating clinical development and regulatory timelines. In addition, our projections of both the number of people who have these diseases, as well as the subset of people with these diseases who have the potential to benefit from treatment with our partners' existing treatments or drug candidates, are based on our internal estimates derived from data in our repository. These estimates may prove to be incorrect, and new studies may reduce the estimated incidence or prevalence of these diseases. The number of patients in the United States, European Union and elsewhere may turn out to be lower than expected, may not be otherwise amenable to treatment with our partners' drug candidates or patients may be difficult to identify and access, all of which would adversely affect our business, prospects and ability to achieve or sustain profitability.


***We may fail to generate sufficient volumes of data from our diagnostic tests for inclusion in our data repository.***

Our business model assumes that we will be able to continue to generate significant diagnostic test volume in order to maintain the generation of data that feeds into our data repository, which is necessary for the development of new products and solutions for our pharmaceutical partners and clients. We may not succeed in continuing to drive clinical adoption of our tests to achieve sufficient volumes. Inasmuch as detailed genetic or other data from our tests have only recently become available at relatively affordable prices, the pace and degree of clinical acceptance of the utility of such testing is uncertain. Specifically, it is uncertain how much genetic or other data will be accepted as necessary or useful, as well as how detailed that data should be, particularly since medical practitioners may have become accustomed to genetic or other testing that is specific to one or a few genes. To generate demand for our tests, we will need to continue to make our diagnostics clients, as well as physicians and key opinion leaders, aware of the benefits of our tests, including the price, the breadth of our testing options, and the benefits of having additional genetic or other data available from which to make treatment decisions. In addition, physicians in other areas of medicine may not adopt genetic or other testing for certain rare diseases as readily as it has been adopted for some more well-known rare diseases and our efforts to sell our tests to physicians outside of a set number of rare diseases may not be successful. A lack of or delay in increased clinical acceptance of our diagnostic tests would negatively impact sales and market acceptance of our tests and limit our ability to expand on the scope and quality of knowledge and interpretation-based solutions offered to our pharmaceutical partners, which could in turn impact our revenue growth and potential profitability.

In addition, genetic or other testing is still relatively expensive and many potential pharmaceutical partners and clients may be sensitive to pricing concerns. Potential pharmaceutical partners or clients may not adopt our tests if adequate reimbursement is unavailable, or if we are not able to maintain low prices in the future relative to our competitors. If we are not able to generate demand for our tests at sufficient volume, or if it takes significantly more time to generate this demand than we anticipate, our business, prospects, financial condition and results of operations could be materially harmed.

***We derive a large proportion of our revenues from agreements with a limited number of pharmaceutical partners and clients.***

We have historically earned a large proportion of our revenue from a limited number of pharmaceutical partners and diagnostic testing clients. In the years ended December 31, 2021 and 2020, our top five pharmaceutical partners, in the aggregate, accounted for 6.9% (30.2% excluding COVID-19 revenues) and 12.6% (41.4% excluding COVID-19 revenues) of our revenues, respectively. The loss of, or material reduction in, revenues from any one of our major pharmaceutical partners or clients could materially reduce our total revenues, harm our reputation in the industry and/or reduce our ability to accurately predict our revenue, net income and cash flow. The loss of, or material reduction, in revenue from any one of our major pharmaceutical partners or clients



could also adversely affect our gross profit and utilization as we seek to redeploy resources previously dedicated to that partner. We cannot assure you that revenue from our major pharmaceutical partners or clients will not be significantly reduced in the future. We also may not be able to maintain our relationships with our major pharmaceutical partners or clients on existing or on continued favorable terms and our major pharmaceutical partners or clients may not renew their agreements with us, in which case our business, financial condition and results of operations would be adversely affected.


In particular, during the year ended December 31, 2021, our collaboration with Takeda Pharmaceutical Company Limited, represented 5.1% (22.2% excluding COVID-19 revenues) of our total revenues (2020: 8.6% (28.2% excluding COVID-19 revenues)). We expect that our collaboration with Takeda will continue to account for a material portion of our revenue in 2022. The revenue attributable to Takeda may fluctuate in the future, which could have an adverse effect on our financial condition and results of operations. In addition, changes in the terms of our agreements with Takeda, or a modification or termination of our relationship with Takeda, could result in delays in the receipt of revenue by us, or a temporary or permanent loss of revenue to us. In addition, certain pharmaceutical companies, including those with which we currently have agreements, may choose not to do business with us or may seek out other partners for genetic rare disease information due to our strategic collaboration with Takeda, particularly if they are actual or potential competitors with Takeda. If we are unable to continue to grow our business with other pharmaceutical companies, our business and results of operations would be adversely affected.

Our client concentration may also subject us to perceived or actual leverage that our pharmaceutical partners or clients may have, given their relative size and importance to us. If our pharmaceutical partners or clients seek to negotiate their agreements on terms less favorable to us and we accept such unfavorable terms, this may have a material adverse effect on our business, financial condition and results of operations. Accordingly, unless and until we diversify and expand our client base, our future success will significantly depend upon the timing and volume of business from our largest pharmaceutical partners and clients and the financial and operational success of these pharmaceutical partners and clients.

***We may be adversely affected by volatile, negative or uncertain economic, political or social conditions and the effects of these conditions on our pharmaceutical partners' and diagnostics clients' businesses and levels of business activity.***

Global economic conditions affect our pharmaceutical partners' and diagnostic clients' businesses and the markets they serve, and volatile, negative or uncertain economic conditions may have an adverse effect on our revenue growth and profitability. Volatile, negative or uncertain economic conditions in our significant markets, in particular in our North America, Middle East or European regions, where we generated 10.3%, 8.7% and 79.3%, respectively, of our total revenues for the year ended December 31, 2021, could undermine business confidence, both in those markets and other markets, and cause our pharmaceutical partners or clients to reduce or defer their spending on new technologies or initiatives or terminate existing contracts, which would negatively affect our business. Growth in the markets we serve could be at a slow rate, or could stagnate, for an extended period of time. Differing economic conditions and patterns of economic growth and contraction in the geographical regions in which we operate and the industries we serve may affect demand for our products and solutions. Weakening in these markets as a result of high government deficits, credit downgrades or otherwise could have a material adverse effect on our results of operations. Ongoing economic volatility and uncertainty affects our business in a number of other ways, including making it more difficult to accurately forecast partner demand beyond the short term and effectively build our revenue and resource plans, particularly given the iterative nature of the negotiation of new contracts with our pharmaceutical partners. This could result, for example, in us not having the level of appropriate personnel where they are needed, and could have a significant negative impact on our results of operations.

Moreover, acts of terrorist violence, political unrest, armed regional and international hostilities and international responses to these hostilities, natural disasters, global health risks or pandemics or the threat of or perceived potential for these events could have a negative impact on us. These events could adversely affect our pharmaceutical partners' levels of business activity and precipitate sudden significant changes in regional and global economic conditions and cycles. These events also pose significant risks to our people and to physical facilities and operations around the world, whether the facilities are ours or those of our distributors, pharmaceutical partners or physicians that utilize our diagnostic testing services. By disrupting communications and travel and increasing the difficulty of obtaining and retaining highly skilled and qualified personnel, these events could make it difficult or impossible for us to deliver products and solutions to our clients and pharmaceutical partners. Extended disruptions of electricity, other public utilities or network services at our facilities, as well as system failures at, or security breaches in, our facilities or systems, could also adversely affect our ability to serve our clients and pharmaceutical partners. We might be unable to protect our people, facilities and systems against all such occurrences. We generally do not have insurance for losses and interruptions caused by terrorist attacks, conflicts and wars. If these disruptions prevent us from effectively serving our clients and pharmaceutical partners, our results of operations could be adversely affected.



***We may face restrictions or delays in the receipt of patient samples to our laboratories for diagnostic testing.***

Our business depends on our ability to quickly and reliably receive samples from physicians. Our CentoCard product is typically sent from locations worldwide to our laboratory in Rostock, Germany as well as our Cambridge, Massachusetts facility. Disruptions in delivery, whether due to factors beyond our control such as natural disasters, terrorist threats, political instability, governmental policies, failures by physicians to properly label or package the samples, failure by postage services, labor disruptions, bad weather or other factors could adversely affect the receipt by us of samples or specimen integrity and could impact our ability to process samples in a timely manner and to provide our services to our clients and pharmaceutical partners. In particular, there is a general trend in certain countries, for example in China and certain countries in South America, where policies have been introduced that restrict the processing of genetic or other testing outside the country in which the patient is located. This could disrupt the transportation of samples to our testing facilities in Germany and the United States from such countries, and could adversely impact our current business operations or prevent us from expanding into certain new regions.

In addition, the majority of our samples are delivered to us via regular postal services worldwide. If such services are disrupted, or if we are unable to continue to obtain expedited delivery services or specialized delivery services for certain products, such as our prenatal algorithmic test, on commercially reasonable terms, our operating results may be adversely affected.

***We may become subject to substantial product liability or professional liability claims that could exceed our resources.***

The marketing, sale and use of our products and solutions could lead to the filing of product liability claims if someone were to allege that our products and solutions identified inaccurate or incomplete information regarding the diagnostic information of the rare disease indication analyzed, reported inaccurate or incomplete information concerning the available treatments for a certain type of rare disease or otherwise failed to perform as designed. For example, we have been subject to a claim from a client that our prenatal diagnostic test conducted at their request failed to identify a specific mutation present in a patient. See “Item 3. Information On The Company—B. Business Overview—Legal Proceedings” and “Item 5. Legal Proceedings.” We may also be subject to liability for errors in, a misunderstanding of, or inappropriate reliance upon, the information we provide in the ordinary course of our business activities. A product liability or professional liability claim could result in substantial damages and be costly and time-consuming for us to defend.


Our service and professional liability insurance may not fully protect us from the financial impact of defending against product liability or professional liability claims. Any product liability or professional liability claim brought against us, with or without merit, could increase our insurance rates or prevent us from securing insurance coverage in the future. Additionally, any product liability lawsuit could damage our reputation or cause current clients or pharmaceutical partners to terminate existing agreements and potential clients or pharmaceutical partners to seek other partners, any of which could impact our results of operations.

***If the validity of a consent from a patient was challenged, we could be forced to stop using certain of our data resources, which would impede our rare disease information development efforts.***

We provide diagnostic testing services to patients of our pharmaceutical partners and diagnostics clients worldwide. We also provide products and solutions, including biomarker development and testing, to our pharmaceutical partners. Such products and solutions involve the aggregation of data obtained from patients in our existing data repository and data obtained from new tests conducted both on patients whose samples remain in our biobank or new patients from whom we collect samples.

To a large extent, we also rely upon our pharmaceutical partners, our clients and, in some cases, third-party laboratories to collect the subject’s informed consent and comply with applicable local laws and international regulations. Although we maintain policies and procedures designed to monitor the collection of consents by both ourselves and such third parties, we or third parties may not obtain the required consents in a timely manner, or at all. In addition, consents that we have obtained or will obtain may not meet the existing or future standards required by relevant governmental authorities.

The collection of data and samples in many different countries results in complex legal questions regarding the adequacy of consent and the status of genetic material under a large number of different legal systems. In some jurisdictions, samples that contain a person’s DNA might irrevocably qualify as personal data, as in theory such samples can never be completely anonymized. Legitimate interests of the donor might cause a “revival” of his or her personal rights in the future and limit our rights of utilization. The subject’s consent obtained in any particular country could be withdrawn or challenged in the future, and those consents could prove invalid, unlawful, or otherwise inadequate for our purposes. Furthermore, we may face disputes with patients should their data be used in a manner which they did not expect or if the consent was recorded incorrectly or obtained fraudulently. Any findings against us, or our



pharmaceutical partners, clients or distributors, could deny us access to or force us to stop using certain of our clinical data or samples, which would impede our genetic or other information solution development efforts. We could become involved in legal challenges, which could consume our management and financial resources.

*If access to our highly specialized laboratory facilities, storage facilities or equipment is interrupted or damaged, our business could be negatively impacted.*

Our diagnostic testing products and pharmaceutical solutions are rendered at our laboratory facilities. We currently run the majority of our core diagnostic testing at our laboratory in Rostock, Germany, and we also commenced operations at our laboratory in Cambridge, Massachusetts in August 2018. If one or more of our laboratories, and particularly our facility in Rostock, become inoperable or some or all of our key equipment ceases to function even for a short period of time, we may be unable to perform our genetic or other tests or develop solutions in a timely manner or at all, which may result in the loss of clients and pharmaceutical partners or harm to our reputation, and we may be unable to regain those clients and pharmaceutical partners or repair our reputation in the future. Our facilities and equipment could be harmed or rendered inoperable by natural or man-made disasters, including war, fire, earthquake, flood, power loss, communications or internet failure or interruption, or terrorism, which may render it difficult or impossible for us to operate our genetic rare disease information platform for some period of time.

In particular, the biomaterials that are stored in our biobank are located in our Rostock facility. Should the biomaterials that we store there be damaged or destroyed, we would lose part or all of our existing biomaterials and as a result we would not be able to retest this material for future research and development uses.


Furthermore, our facilities and the equipment we use to perform our research and development work could be unavailable or costly and time-consuming to repair or replace. It would be difficult, time-consuming, and expensive to rebuild any of our facilities or license or transfer our proprietary technology to a third party, particularly in light of the licensure and accreditation requirements and specific equipment needed for laboratories like ours. Even in the unlikely event we are able to find a third party with such qualifications to enable us to perform our genetic or other tests or develop our solutions, we may be unable to negotiate commercially reasonable terms with such third parties. Any interruption of our laboratory operations could harm relationships with our clients and pharmaceutical partners or regulatory authorities, which could adversely affect our ability to generate revenue or maintain compliance with regulatory standards.

While we carry insurance for damage to our property and laboratory and the disruption of our business, such insurance may not cover all of the risks associated with damage to our property or laboratory or disruption to our business, may not provide coverage in amounts sufficient to cover our potential losses, may be challenged by insurers underwriting the coverage, and may not continue to be available to us on acceptable terms, if at all.

*We depend upon our information technology systems, and any failure of these systems could harm our business.*

We depend on information technology and telecommunications systems for significant elements of our operations, including our BioDatabank, our CentoPortal client-facing platform, our COVID-19 Test Portal, our laboratory information management system, our third-party datacenter solutions, our broadband connections and our client relationship management system. We have installed a number of enterprise software systems that affect a broad range of business processes and functional areas, including, for example, systems handling human resources, financial controls and reporting, contract management and other infrastructure operations. These information technology systems support a variety of functions, including laboratory operations, test validation, sample tracking, quality control, customer service support, billing and reimbursement, research and development activities, scientific and medical curation, and general administrative activities. In addition, our system is backed up by two offsite data centers that offer a disaster recovery system for our database in separate locations near Frankfurt. Any technical problems that may arise in connection with third-party data center hosting facilities could result in interruptions in our service.

Our information technology systems are vulnerable to damage from a variety of sources, including network failures, malicious human acts, and natural disasters. Our business will also be harmed if our laboratory partners and potential laboratory partners believe our service is unreliable. Moreover, despite network security and back-up measures, some of our servers are potentially vulnerable to physical or electronic break-ins, malicious computer software (malware), and similar disruptive problems. Failures or significant downtime of our information technology systems, or those used by our third-party service providers, could prevent us from conducting our comprehensive genomic analyses, preparing and providing reports and data to partners and physicians, billing payors, processing reimbursement appeals, handling patient or physician inquiries, conducting research and development activities, and managing the administrative aspects of our business. Additionally, to the extent that any disruption or security breach



results in a loss or damage to our data or applications, or inappropriate disclosure of confidential or proprietary information, we may incur significant liability. Any disruption or loss of information technology or telecommunications systems on which critical aspects of our operations depend could have an adverse effect on our business.

***We rely on a limited number of suppliers, or, in some cases, a sole supplier, for some of our laboratory equipment and may not be able to find replacements or immediately transition to alternative suppliers.***

We believe that there are only a few equipment manufacturers that are currently capable of supplying and servicing the sequencing equipment necessary for our laboratory operations. For example, we rely on a key supplier, Illumina, for certain sequencing equipment used for our processes. We may not be able to obtain acceptable substitute equipment from another supplier on the same basis or at all. Even if we are able to obtain acceptable substitutes from replacement suppliers, their use could require us to significantly alter our laboratory operations. An interruption in our laboratory operations could occur if we encounter delays or difficulties in securing or maintaining the proper function of this laboratory equipment. Any such interruption could negatively impact research and development and launches of new products or solutions, and significantly affect our business, financial condition, results of operations, and reputation.

***The loss or transition of any member of our senior management team, or our inability to attract and retain new talent, could adversely affect our business.***

Our success depends on the skills, experience, and performance of key members of our senior management team. The individual and collective efforts of these employees will be important as we continue to develop our BioDatabank and additional products and solutions, and as we expand our commercial activities. The loss or incapacity of existing members of our senior management team could adversely affect our operations if we experience difficulties in hiring qualified successors.


The complexity inherent in integrating a new key member of the senior management team with existing senior management may limit the effectiveness of any such successor or otherwise adversely affect our business. Leadership transitions can be inherently difficult to manage and may cause uncertainty or a disruption to our business or may increase the likelihood of turnover of other key officers and employees. Specifically, a leadership transition in the commercial team may cause uncertainty about or a disruption to our commercial organization, which may impact our ability to achieve sales and revenue targets.

Our research and development programs and laboratory operations depend on our ability to attract and retain highly skilled scientists and technicians. We may not be able to attract or retain qualified scientists and technicians in the future due to the intense competition for qualified personnel among life science businesses globally. We also face competition from universities and public and private research institutions in recruiting and retaining highly qualified scientific personnel. We may have difficulties locating, recruiting, or retaining qualified sales people. Recruitment and retention difficulties can limit our ability to support our research and development and sales programs.

***International expansion of our business exposes us to new and complex business, regulatory, political, operational, financial, and economic risks.***

Our business strategy incorporates plans for significant expansion in the countries in which we currently operate and internationally. Doing business internationally involves a number of risks, including:

- multiple, conflicting, and changing laws and regulations such as data protection laws, privacy regulations, tax laws, export and import restrictions, employment laws, regulatory requirements (including requirements related to patient consent, testing of genetic material and reporting the results of such testing) and other governmental approvals, permits, and licenses, or government delays in issuing such approvals, permits, and licenses;
- failure to obtain regulatory approvals for the manufacture and sale of our products and use of our products and solutions in various countries;
- transition and management of our former distribution relationships in various countries;
- potentially relevant third-party intellectual property rights;
- difficulties in staffing and managing foreign operations;





- complexities and difficulties in obtaining, maintaining, protecting and enforcing our intellectual property rights;
- logistics and regulations associated with preparing, shipping, importing and exporting tissue and blood samples, including infrastructure conditions, transportation delays, and customs;
- limits in our ability to penetrate new geographical regions due to competition;
- logistical issues or increases in costs of transporting tests and samples since our diagnostic tests are conducted primarily in Germany;
- financial risks, such as the impact of local and regional financial crises on demand and payment for our products and solutions, and exposure to foreign currency exchange rate fluctuations;
- risks associated with operations in countries which have experienced, or are currently experiencing, high rates of inflation which increase our costs, inhibit economic growth and could lead to reduced demand for our products and solutions;
- natural disasters, political, and economic instability, including wars, terrorism, and political unrest, outbreak of disease, boycotts, curtailment of trade, and other business restrictions; and
- regulatory and compliance risks that relate to maintaining accurate information and control over sales and distribution activities that may fall within the purview of the United States Foreign Corrupt Practices Act (the “FCPA”) or comparable foreign regulations, including its books and records provisions, or its anti-bribery provisions.


Any of these factors could significantly harm our future international expansion and operations and, consequently, our revenue and results of operations. The difference in regulations under the laws of the countries in which we may expand and the laws of the countries in which we currently operate may be significant and, in order to comply with such new laws, we may have to implement global changes to our products and solutions or business practices. Such changes may result in additional expense to us and either reduce or delay development of our products and solutions, commercialization of our biomarkers and other solutions or expansion of our data repository and biobank. In addition, any failure to comply with applicable legal and regulatory obligations could affect us in a variety of ways that include, but are not limited to, significant criminal, civil and administrative penalties and restrictions on certain business activities. Also, the failure to comply with applicable legal and regulatory obligations could result in the disruption of our activities in these countries.

Failure to manage these and other risks may have a material adverse effect on our operations in any particular country and on our business as a whole.

***Implementation of partnership agreements with our pharmaceutical partners may result in material unanticipated problems, expenses, liabilities, competitive responses, loss of client relationships and diversion of management’s attention.***

The negotiation of our existing partnership agreements, as well as any new partnership agreements that we enter into, take up significant management time and resources. Moreover, in part due to the complex nature of our partnership agreements, which typically provide for research and development collaboration as well as utilization of our patient screening processes, we may need to expend capital and dedicate manpower to meeting the requirements of our pharmaceutical partners. Any partnership agreements that we enter into in the future may contain restrictions on our ability to enter into potential collaborations with other third parties, or to otherwise provide products and solutions in connection with a particular rare disease indication. As a result of these and other factors, our partnership agreements may result in material unanticipated problems, expenses, liabilities, competitive responses, loss of client relationships and diversion of management’s attention.

Many of these factors will be outside of our control, and any one of them could result in increased costs, decreases in the amount of expected revenues and diversion of management’s time and energy, which could materially impact our business, financial condition and results of operations. As a result, we cannot assure you that our relationship with any pharmaceutical partner will result in the realization of the anticipated benefits.



***If our products and solutions do not perform as expected, we may fail to achieve or maintain sales of our products and solutions.***

Our success depends on the market's confidence that we can provide accurate diagnostic testing products and reliable, high-quality rare disease information solutions. Our partnerships with our pharmaceutical partners and clients are typically designed to provide results in respect of a particular rare disease, and our preliminary assessments or knowledge about such disease may necessarily be limited by the amount of information currently available. As a result, the work we undertake on behalf of our pharmaceutical partners and clients may not yield the results that our pharmaceutical partners and clients expect or anticipate. We believe that our pharmaceutical partners and clients are likely to be particularly sensitive to solution and testing service defects and errors, including if our products or services fail to detect genomic or other alterations with high accuracy from clinical specimens or if we fail to accurately develop a biomarker.

Moreover, we may fail to maintain the accuracy and reproducibility we have demonstrated to date with our genetic or other testing services, particularly for clinical samples, as our test volume increases. The sequencing process yields that we achieve depend on the design and operation of our sequencing process, which uses a number of complex and sophisticated biochemical, informatics, optical, and mechanical processes, many of which are highly sensitive to external factors. An operational or technological failure in one of these complex processes or fluctuations in external variables may result in sequencing processing yields that are lower than we anticipate or that vary between sequencing runs. In addition, we are regularly evaluating and refining our sequencing process. These refinements may initially result in unanticipated issues that further reduce our sequencing process yields or increase the variability of our sequencing process yields. Errors, including if our products or solutions fail to detect genomic variants with high accuracy, or mistakes, including if we fail to or incompletely or incorrectly identify the significance of gene variants, could have a significant adverse impact on our business.

Hundreds of genes can be implicated in some disorders, and overlapping networks of genes and symptoms can be implicated in multiple conditions. As a result, a substantial amount of judgment is required in order to interpret testing results for an individual patient and to develop an appropriate patient report. As a result, we may make errors in our interpretation of testing results, which could impair the results of our tests and adversely impact the quality of our overall knowledge base. The failure of our products or solutions to perform as expected would significantly impair our operating results and our reputation. We may also be subject to legal claims arising from, or loss of business as a result of, any defects or errors in our products and solutions.

***We may fail to manage our future growth effectively, which could make it difficult to execute our business strategy.***


We anticipate growth in our business operations. This future growth could create strain on our organizational, administrative and operational infrastructure, including laboratory operations, quality control, customer service, and sales force management. We may fail to maintain the quality or expected turnaround times of our products and services, or satisfy customer demand as it grows. Our ability to manage our growth properly will require us to continue to improve our operational, financial and management controls, as well as our reporting systems and procedures.

We plan to expand our laboratory and technical operations as our business grows. However, any expansion strategies and any future growth could create strain on our organizational, administrative and operational infrastructure, including laboratory operations, quality control, customer service and sales force management. We may not be able to maintain the quality or expected turnaround times of our testing services or satisfy client demand as our business grows. Our ability to manage our growth properly will require us to continue to improve our operational, financial, and managerial controls, as well as our reporting systems and procedures, and to obtain appropriate regulatory approvals and meet regulatory standards applicable for the operation of our business.

***The development of new products and solutions is a complex process, and we may be unable to successfully commercialize new products or solutions on a timely basis or at all.***

New diagnostic test products and our interpretation-based solutions, including our biomarkers, take time to develop and commercialize. We may fail to develop and commercialize new diagnostic tests or solutions on a timely basis. Moreover, there can be no assurance that our products or solutions will be capable of meeting the needs of our clients and pharmaceutical partners, or that we will be able to commercialize them at all. Before we can commercialize any new products or solutions, we need to expend significant funds in order to:

- conduct substantial research and development, including epidemiology and validation studies and potentially patient scope analyses;



- further develop our laboratory processes or equipment;
- allocate laboratory space for new solutions or further scale our infrastructure to accommodate research and development or new equipment;
- in the case of products or solutions for which we are seeking regulatory or marketing approval, such as biomarkers, pursue such regulatory approval.

The development of new products and solutions involves risk, and development efforts may fail for many reasons, including the failure of any product or solution to perform as expected, a lack of validation or reference data, failure to demonstrate utility of a test or solution, or, in the case of solutions for which we are seeking or have received the Food and Drug Administration (“FDA”), European Commission and European Medicines Agency (“EMA”), German Federal Institute for Medicinal Products and Medical Devices (*Bundesinstitut für Arzneimittel und Medizinprodukte*), or comparable authorities’ or agencies’ approval, the inability to obtain such approval or the loss of such approval. In particular, our biomarker development and patent processes are subject to review by regulatory agencies and governing bodies. We cannot predict whether or when we will successfully complete development of each biomarker and if we will receive patent protection on any biomarkers that we develop.

As we develop new products and solutions, we will have to make significant investments in development, marketing, and selling resources. Any failure to develop or deliver adequate products or solutions to our clients and pharmaceutical partners on a timely basis or at all could significantly affect our business, financial condition, results of operations, and reputation.

***We have limited experience in marketing and selling our products and solutions and we may fail to expand our direct sales and marketing force to adequately address our pharmaceutical partners’ and clients’ needs.***

We have limited experience in marketing and selling our products and solutions to pharmaceutical partners, and currently rely on a small sales force to sell our products and solutions. We may not be able to market, sell, or distribute our existing products and solutions or other services we may develop effectively enough to support our planned growth.

Our future sales and further business growth will depend in large part on our ability to develop, and expand, our sales force and to increase the scope of our marketing efforts, particularly in the United States. Our target market of pharmaceutical partners and clients is a diverse market with particular, individualized needs. As a result, we believe it is necessary to develop a sales force that includes sales representatives with specific rare disease technical backgrounds. We will also need to attract and develop marketing personnel with industry expertise. Competition for such employees is intense. We may not be able to attract and retain personnel or be able to build an efficient and effective sales and marketing force, which could negatively impact sales and market acceptance of our products or solutions and limit our revenue growth and potential profitability. Our expected future growth will impose significant added responsibilities on members of management, including the need to identify, recruit, maintain, and integrate additional employees. Our future financial performance will depend in part on our ability to manage this potential future growth effectively, without compromising quality.

If we believe a significant market opportunity for our products or solutions exists in a particular jurisdiction in which we do not have direct access through one of our existing offices, from time to time we may enlist distribution partners and local laboratories to assist with sales, distribution, and client support. We may not be successful in finding, attracting, and retaining distribution partners or laboratories, or we may not be able to enter into such arrangements on favorable terms. Sales practices utilized by our distribution partners that are locally acceptable may not comply with sales practices standards required under German, Dutch, United States or other laws that apply to us, which could create additional compliance risk. If these additional sales and marketing efforts are not successful, we may not achieve significant market acceptance for our solutions in these markets, which could harm our business.

***The knowledge and interpretation-based solutions we provide to our pharmaceutical partners may not achieve significant commercial market acceptance.***

Our knowledge and interpretation-based solutions may not gain significant acceptance in the orphan drug development market and, therefore, may not generate substantial revenue or profits for us. Our ability to achieve increased commercial market acceptance for our existing knowledge and interpretation-based solutions will depend on several factors, including:

- our ability to convince the medical and pharmaceutical community of the clinical utility of our solutions and their potential advantages over existing and new solutions;

Confinant Audit & Assurance B.V.  
For identification purposes only.  
Related to auditor's report  
dated 31 May 2022.

- the willingness of our pharmaceutical partners, as well as their physicians and patients, to utilize our solutions; and
- the agreement by commercial third-party payors and government payors to reimburse any treatments provided by our pharmaceutical partners, the scope and amount of which will affect a partners' willingness or ability to pay for our solutions and will influence physicians' decisions to recommend our solutions.

We believe that the successful completion of clinical trials by partners that use our solutions, publication of scientific and medical results based on the information gained from our repository in peer-reviewed journals, and presentations at leading conferences are critical to the broad adoption of our solutions. Publication in leading medical journals is subject to a peer-review process, and peer reviewers may not consider the results of studies involving our solutions sufficiently novel or worthy of publication.

The failure to be listed in physician guidelines or the failure of our solutions to produce favorable results for our partners or to be published in peer-reviewed journals could limit the adoption of our solutions. Failure to achieve widespread market acceptance of our solutions would materially harm our business, financial condition, and results of operations.

***Failure to keep pace with the rapidly evolving industry in which we operate could make us obsolete.***

Our business relies on commercial activities in the rare disease genetic or other testing and diagnosis field. In recent years, there have been numerous advances in methods used to analyze very large amounts of genomic information and the role of genetics and gene variants in rare diseases and treatments, including through the development of biomarkers. Our industry has and will continue to be characterized by rapid technological change, increasingly larger amounts of data, frequent new testing service introductions and evolving industry standards. Our future success will also depend on our ability to keep pace with the evolving needs of our clients and pharmaceutical partners on a timely and cost-effective basis and to pursue new market opportunities that develop as a result of technological and scientific advances. Our current products and solutions could become obsolete unless we continually update our offerings to reflect new scientific knowledge about genes and genetic variations and their role in rare diseases and treatments. If we fail to anticipate or respond adequately to technological developments, demand for our products and solutions will not grow and may decline, and our business, revenue, financial condition and operating results could suffer materially.

Moreover, many companies in this market are offering, or may soon offer, products and solutions that compete with our products and solutions, in some cases at a lower cost than ours. We cannot assure you that research and discoveries by other companies will not render our existing or potential products and solutions uneconomical or result in tests superior to our existing tests and those we may develop. We also cannot assure you that any of our existing products and solutions, or those that we develop in the future, will be preferred by our clients, pharmaceutical partners, physicians or other payors to any existing or newly developed technologies or tests. If we fail to maintain competitive test products, our business, prospects, financial condition and results of operations could be adversely affected.

***We may fail to successfully respond to increasing demand for our products and solutions.***

As our sales volume grows, we will need to continue to increase our infrastructure for sample intake, customer service, billing and general process improvements, expand our internal quality assurance program, and extend our platform to support comprehensive genomic and other analyses at a larger scale within expected turnaround times. We will need additional certified laboratory scientists and other scientific and technical personnel to process higher volumes of our products and solutions. Portions of our process cannot be fully automated and will require additional personnel to scale. We will also need to purchase additional equipment, some of which can take a long time to procure, set up, and validate, and increase our software and computing capacity to meet increased demand.

We may fail to successfully implement any of these increases in scale, expansion of personnel, equipment, software and computing capacities, or process enhancements and we may have inadequate space in our laboratory facilities to accommodate such required expansion.

As additional products and solutions are commercialized, we will need to incorporate new equipment, implement new technology systems and laboratory processes, and hire new personnel with different qualifications. Failure to manage this growth or transition could result in turnaround time delays, higher product costs, declining product quality, deteriorating customer service, and slower responses to competitive challenges. A failure in any one of these areas could make it difficult or impossible for us to meet market expectations for our products and solutions, and could damage our reputation and the prospects for our business.

***We may fail to obtain favorable pricing for our products and solutions and to meet our profitability expectations.***

If we are not able to obtain favorable pricing for our products and solutions to enable us to meet our profitability expectations, our revenues and profitability could materially suffer. The rates we are able to charge for our products and solutions are affected by a number of factors, including:

- general economic and political conditions in the countries in which we operate;
- the competitive environment in our industry, as described below;
- our clients' and pharmaceutical partners' cost sensitivities;
- our ability to accurately estimate, attain and sustain revenues and royalties, margins and cash flows over the full partnership period for our solutions, which includes our ability to estimate the impact of inflation and foreign exchange on our margins over long-term contracts; and
- procurement practices of our pharmaceutical partners and clients and their use of third-party advisors.

The competitive environment in our industry affects our ability to obtain favorable pricing in a number of ways, all of which could have a material negative impact on our results of operations. The less we are able to clearly convey the value of our products and solutions or differentiate our products and solutions, the more risk we have that they will be seen as commodities, with price being the driving factor in selecting us as a partner. Competitors may be willing, at times, to price contracts or products lower than we do in an effort to enter the market or increase market share. Further, if competitors develop and implement methodologies that yield greater efficiency or efficacy, they may be able to offer products and solutions similar to ours at lower prices.


***Ethical, legal and social concerns related to the use of genomic or other diagnostic information could reduce demand for our rare disease knowledge and interpretation-based products and solutions.***

Genomic testing, like that conducted for our pharmaceutical partners and clients using our genetic rare disease information platform, has raised ethical, legal and social issues regarding privacy and the appropriate uses of the resulting information. Governmental authorities could, for social or other purposes, limit or regulate the use of genomic information or genomic testing or prohibit testing for genetic predisposition to certain conditions, particularly for those that have no known cure. Similarly, these concerns may lead patients to refuse to use genomic tests even if permissible.

Ethical and social concerns may also influence United States and foreign patent offices and courts with regard to patent protection for technology relevant to our business. These and other ethical, legal and social concerns may limit market acceptance of our products and solutions or reduce the potential markets for products and solutions enabled by our genetic rare disease information platform, either of which could have an adverse effect on our business, financial condition, or results of operations.

***We have limited resources to be expended on research and development programs. Our resource allocation decisions may lead us to focus on research and development programs that are not commercially viable, and as a result we may be unable to recover the costs incurred under these efforts.***

Because we have limited financial and managerial resources, we focus on research and development programs that we identify for rare diseases in collaboration with our pharmaceutical partners, or based on our assessment of the market needs. As a result, we may forego or delay pursuit of opportunities with other orphan drug candidates or for other indications that later prove to have greater commercial potential. Our resource allocation decisions may cause us to fail to capitalize on viable commercial drugs or profitable market opportunities. Our spending on current and future research and development programs for specific diseases may not yield any relevant results that are helpful to our existing programs or assist in the creation of any commercially viable drugs. If we do not accurately evaluate the commercial potential or target market for a particular drug candidate, we may relinquish valuable rights to that drug candidate through collaboration, licensing or other royalty arrangements.



***If we fail to compete successfully with our competitors, including new entrants in the market, we may be unable to increase or sustain our revenue or achieve and sustain profitability.***

While personalized genomic diagnostics is a relatively new area of science, we face competition from companies that offer tests or have conducted research to profile genes and gene expression in various rare diseases. Our principal competition comes from diagnostic companies that offer diagnostic tests that capture genetic, phenotypic and epidemiological data, as well as laboratories and academic research centers. Many hospitals and academic medical centers may also seek to perform the type of genetic or other testing and knowledge and interpretation-based solutions we offer at their own facilities or using their own research capabilities.


Some of our present and potential competitors may have substantially greater financial, marketing, technical or manufacturing resources than we do. Our competitors may also be able to respond more quickly to new technologies or processes and changes in client demands. They may also be able to devote greater resources towards the development, promotion and sale of their products or solutions for pharmaceutical partners than we can. As competition in our market increases, we may also be subject to increased litigation risk, including in connection with patents as well as our marketing practices and other promotional activities. In addition, our current and potential competitors may make strategic acquisitions or establish cooperative relationships among themselves or with third parties that increase their ability to address the needs of our physicians or partners. If we fail to compete successfully against current or future competitors, our business will be harmed.

Because our genetic or other testing and knowledge and interpretation-based solutions and products have limited patent protection, new and existing companies worldwide could seek to develop genetic or other tests or similar products and solutions that compete with ours. These competitors could have technological, financial, and market access advantages that are not currently available to us and they could develop and commercialize competing products and solutions faster than we are able to do so. Increased competition, including price competition, could have a material adverse impact on our net revenues and profitability.

***If our pharmaceutical partners experience any of a number of possible unforeseen events in connection with their clinical trials, our ability to commercialize future solutions or improvements to existing solutions could be delayed or prevented.***

Our pharmaceutical partners may experience numerous unforeseen events during, or as a result of, clinical trials that could delay or prevent their ability to continue or conduct further clinical trials or obtain regulatory approval of or commercialize future orphan drugs. Unforeseen events that could delay or prevent our pharmaceutical partners' ability to conduct or support clinical trials, obtain regulatory approval of or commercialize future orphan drugs include:

- regulatory authorities or ethical review boards, including IRBs, may not authorize the commencement of a clinical trial or may not accept clinical trial protocols;
- clinical trials may produce negative or inconclusive results, and our pharmaceutical partners may decide, or regulatory authorities may require them to, to abandon development programs;
- the number of patients, or amount of data, required for clinical trials may be larger than we or our pharmaceutical partners anticipate, or patient enrollment in clinical trials may be slower than we or our pharmaceutical partners anticipate or patients may drop out of these clinical trials at a higher rate than we or our pharmaceutical partners anticipate;
- failure to conduct our clinical trials in accordance with applicable regulatory requirements of the FDA and of the regulatory authorities responsible for authorization or oversight of the conduct of clinical trials in other countries;
- inability to develop companion diagnostic tests for a particular rare disease or to add companion diagnostic claims to existing tests, and/or obtain regulatory approval to market any such test on a timely basis or at all;
- clinical trials of our pharmaceutical partners for which we are developing companion diagnostic tests may suggest or demonstrate that our partners' treatments are not as efficacious and/or as safe as other similar treatments or that our companion diagnostic test is not essential to determine which patients would benefit from these treatments;
- mergers and acquisitions could have an impact on the priorities of our pharmaceutical partners; and



- our pharmaceutical partners may decide, or regulatory authorities or institutional review boards may require them, to suspend or terminate clinical research for various reasons, including cost, adequate end market size, available data or noncompliance with regulatory requirements.

If our pharmaceutical partners choose not to conduct clinical trials for treatments in the rare disease space due to the above factors or otherwise, they may have less need of our products and solutions and may therefore choose not to partner with us. Our ability to continually expand our existing data repository depends on our ability to maintain partnerships with our pharmaceutical clients. Should our partners delay or cancel their ongoing existing trials or choose not to begin new trials for treatments in the disease areas relevant to us, our ability to commercialize future solutions or improvements to existing solutions could be delayed or prevented.

***Our employees, principal investigators, consultants, and commercial partners may engage in misconduct or other improper activities, including non-compliance with regulatory standards and requirements and insider trading.***

We are exposed to the risk of fraud or other misconduct by our employees, principal investigators, consultants, and commercial partners, including our distributors in our diagnostics business and pharmaceutical partners in our pharmaceutical business. Misconduct by these parties could include intentional failures to comply with the regulations of applicable regulatory authorities (including the FDA and the European Commission and EMA), comply with healthcare fraud and abuse laws and regulations, report financial information or data accurately, or disclose unauthorized activities to us. In particular, sales, marketing, and business arrangements in the healthcare industry are subject to extensive laws and regulations intended to prevent fraud, misconduct, bribery, kickbacks, self-dealing, and other abusive practices. These laws and regulations may restrict or prohibit a wide range of pricing, discounting, marketing and promotion, sales commission, client incentive programs, and other business arrangements. Such misconduct could also involve the improper use of information obtained in the course of clinical studies, which could result in regulatory sanctions and cause serious harm to our reputation. We currently have an insider trading policy as well as a code of conduct applicable to all of our employees and conduct a background check before entering into any new contracts with third party distributors, but it is not always possible to identify and deter employee or third party misconduct, and our insider trading policy and code of conduct, due diligence and the other precautions we take to detect and prevent such misconduct may not be effective in controlling unknown or unmanaged risks or losses, or in protecting us from governmental investigations or other actions or lawsuits stemming from a failure to comply with these laws or regulations. If any such actions are instituted against us, and we are not successful in defending ourselves or asserting our rights, those actions could result in the imposition of significant fines or other sanctions, which could have a significant impact on our business. Whether or not we are successful in defending against such actions or investigations, we could incur substantial costs, including legal fees, and divert the attention of management in defending ourselves against any of these actions or investigations.

***We may lose the support of key thought leaders and fail to establish our products and solutions as a standard of care for patients with rare diseases, which may limit our revenue growth and ability to achieve future profitability.***

We have established relationships with leading rare disease thought leaders at premier institutions and rare disease networks. If we suffer harm to our reputation, whether due to actions outside of our control or otherwise, our relationships with these persons may suffer which could adversely impact our business, including our key pharmaceutical partnerships and diagnostic client relationships. Moreover, if these key thought leaders determine that our BioDatabank, our existing products or solutions or other new products or solutions that we develop are not useful to our partners' development of treatments for rare diseases, that alternative technologies are more effective, or if they elect to use internally developed products or solutions, we could encounter significant difficulty validating our testing platform, driving adoption, or establishing our genetic knowledge and interpretation-based solutions and tests as a standard of care, which would limit our revenue growth and our ability to achieve profitability.

***Security breaches, loss of data, and other disruptions could compromise sensitive information related to our business or prevent us from accessing critical information and expose us to liability, which could adversely affect our business and our reputation.***

In the ordinary course of our business, we collect and store sensitive data, including legally protected health information, personally identifiable information, intellectual property, and proprietary business information owned or controlled by us or physicians, pharmaceutical partners and other clients. We manage and maintain our applications and data utilizing a combination of on-site systems, managed data center systems, and cloud-based data center systems. We also communicate, and facilitate the exchange of, sensitive patient data to and between ourselves and physicians of the patients for whom we conduct diagnostic tests through an online client-facing portal, CentoPortal. These applications and related data encompass a wide variety of business-critical information including legally protected health information, personally identifiable information, research and development information, commercial information, and business and financial information. We face a number of key risks related to the protection of this information,

including: unauthorized access risk; inappropriate or unauthorized disclosure risk; inappropriate modification risk; and the risk of our being unable to adequately monitor our controls.


The secure processing, storage, maintenance, and transmission of this critical information is vital to our operations and business strategy. Our information technology and infrastructure, and that of our third-party disaster recovery back-up providers, may be vulnerable to attacks by hackers or malicious software or breached due to personnel error, unauthorized access, malfeasance, or other disruptions. Any such breach or interruption could compromise the security or integrity of our networks, and the information stored there could be accessed by unauthorized parties, publicly or incorrectly disclosed, corrupted, lost, or stolen. Any such access, disclosure, corruption, other loss, or theft of information could result in governmental investigations, class action legal claims or proceedings, liability under laws that protect the privacy of personal information, such as but not limited to the Health Insurance Portability and Accountability Act (“HIPAA”), the General Data Protection Regulation (EU 2016/679) (“GDPR”) and regulatory penalties. Although we have implemented security measures and a formal, dedicated enterprise security program to prevent unauthorized access to patient data, applications such as our online client-facing portals are currently accessible through public web portals and may, in the future, be accessible through dedicated mobile applications, and there is no guarantee we can absolutely protect our online portals or our mobile applications from breach. Unauthorized access to, or loss or dissemination of, the data embedded in or transferred via these applications could also disrupt our operations, including our ability to conduct our analyses, provide test results, bill our pharmaceutical or other partners, provide client assistance solutions, conduct research and development activities, collect, process, and prepare company financial information, provide information about our products and solutions and other pharmaceutical partner and physician education and outreach efforts through our website, manage the administrative aspects of our business, and damage our reputation, any of which could adversely affect our business.

We are a “covered entity” as defined under HIPAA, and the United States Office of Civil Rights may impose penalties on a covered entity for a failure to comply with a requirement of HIPAA. Penalties will vary significantly depending on factors such as the date of the violation, whether the covered entity knew or should have known of the failure to comply, or whether the covered entity’s failure to comply was due to willful neglect. A person who knowingly obtains or discloses individually identifiable health information in violation of HIPAA may face a criminal penalty of up to \$50,000 and imprisonment up to one year. The criminal penalties increase to \$100,000 and up to five years’ imprisonment if the wrongful conduct involves false pretenses, and to \$250,000 and up to 10 years’ imprisonment if the wrongful conduct involves the intent to sell, transfer, or use identifiable health information for commercial advantage, personal gain, or malicious harm. The United States Department of Justice (the “DOJ”) is responsible for criminal prosecutions under HIPAA. Furthermore, in the event of a breach as defined by HIPAA, the covered entity has specific reporting requirements under HIPAA regulations. In the event of a significant breach, the reporting requirements could include notification to the general public.

In addition, the interpretation and application of consumer, health-related, and data protection laws in the United States, Europe, and elsewhere are often uncertain, contradictory, and in flux. It is possible that these laws may be interpreted and applied in a manner that is inconsistent with our practices. If so, this could result in government-imposed fines or orders requiring that we change our practices, which could adversely affect our business. In addition, these privacy regulations may differ from country to country, and may vary based on whether testing is performed in the United States or in the local country. Our operations or business practices may not comply with these regulations in each country, and complying with these various laws could cause us to incur substantial costs or require us to change our business practices and compliance procedures in a manner adverse to our business.

***We are subject to significant foreign currency exchange controls in certain countries in which we operate.***

We are in some countries, and could become elsewhere, subject to strict restrictions on the movement of cash and the exchange of foreign currencies, which limits our ability to use this cash across our global operations. We also face risks related to the collection of payments due to us from our major pharmaceutical partners or clients that are located in certain geographical regions with foreign currency or international monetary controls. This risk could increase as we continue our geographic expansion. In particular, for the years ended December 31, 2021 and 2020 we derived 8.7% and 9.8%, respectively, of our total revenues from our Middle East region. Certain Middle East economies have adopted or been subject to international restrictions on the ability to transfer funds out of the country and convert local currencies into euros. This may increase our costs and limit our ability to convert local currency into euros and transfer funds out of certain countries. Any shortages or restrictions may impede our ability to convert these currencies into euros and to transfer funds, including for the payment of dividends or interest or principal on our outstanding debt.





*We may acquire assets or other businesses that could negatively affect our operating results, dilute our shareholders' ownership or increase our debt.*

In addition to organic growth, we may pursue growth through the acquisition of assets or other businesses that may enable us to enhance our technologies and capabilities, expand our geographic market, add experienced management personnel or add new or improve our existing products and solutions. We also may pursue strategic alliances and joint ventures that leverage our technical platform and industry knowledge to expand our products and solutions. Negotiating these transactions and the formation of strategic alliances or joint ventures can be time-consuming and expensive, and may be subject to third-party approvals as well as approvals from governmental authorities, which are beyond our control. In addition, some third parties may choose not to enter into partnership or collaboration agreements with us because of our existing relationships with other pharmaceutical partners. Consequently, we may not be able to complete any contemplated transactions on favorable terms or at all, and we can make no assurance that such transactions, once undertaken and announced, will close.

An acquisition or investment may result in unforeseen operating difficulties and expenditures, including in integrating businesses, products and solutions, personnel, operations, and financial, accounting and other controls and systems, and retaining key employees, with the assumption of unknown liabilities or known liabilities that prove greater than anticipated, and in retaining the clients of any acquired business. Any such difficulties could disrupt our ongoing operations or require management resources that we would otherwise focus on developing our existing business. Future acquisitions could result in the use of our available cash and marketable securities, potentially dilutive issuances of equity securities, the incurrence of debt, contingent liabilities, or impairment expenses related to goodwill, and impairment or amortization expenses related to other intangible assets, which could harm our financial condition. As a result, we may not realize the anticipated benefits of any acquisition, technology license, strategic alliance, or joint venture. These challenges related to acquisitions or investments could adversely affect our business, results of operations, and financial condition.


## **Certain Factors Relating to Our Industry**

### ***Regulatory Risks***

*Our global operations expose us to numerous and sometimes conflicting legal and regulatory requirements, and violation of these requirements could harm our business.*

We are subject to numerous, and sometimes conflicting, legal regimes in the countries in which we operate, including on matters as diverse as health and safety standards, marketing and promotional activities, anticorruption, import/export controls, content requirements, trade restrictions, tariffs, taxation, sanctions, immigration, internal and disclosure control obligations, securities regulation, anti-competition, data privacy and labor relations. This includes in emerging markets where legal systems may be less developed or familiar to us. We strive to abide by and maintain compliance with these laws and regulations. Compliance with diverse legal requirements is costly, time-consuming and requires significant resources. Violations of one or more of these regulations in the conduct of our business could result in significant fines, criminal sanctions against us or our supervisory board or officers, prohibitions on doing business and damage to our reputation. Violations of these regulations in connection with the performance of our obligations to our clients or pharmaceutical partners also could result in liability for significant monetary damages, fines and/or criminal prosecution, unfavorable publicity and other reputational damage, restrictions on our ability to process information and allegations by our clients or pharmaceutical partners that we have not performed our contractual obligations. Due to the varying degrees of development of the legal systems of the countries in which we operate, local laws might be insufficient to protect our rights.

The United Kingdom withdrew from the European Union (“Brexit”) and ratified an agreement on the future trading relationship between the parties (the “UK-EU Trade and Cooperation Agreement” or “TCA”). The TCA is subject to formal approval by the European Parliament and the Council of the European Union before it comes into effect and has been applied provisionally since January 1, 2021. Because the agreement merely sets forth a framework in many respects and will require complex additional bilateral negotiations between the United Kingdom and the European Union as both parties continue to work on the rules for implementation, significant uncertainty remains about how the precise terms of the relationship between the parties will differ from the terms before withdrawal. The Medicines and Healthcare products Regulatory Agency (“MHRA”) was appointed as the United Kingdom’s standalone medicines and medical devices regulator (responsible for designating Review Bodies), effective January 1, 2021, and new legislation has been introduced in the United Kingdom, the provisions of which remain to be clarified. Further MHRA guidance is anticipated in the coming months.



Our international operations could be affected by changes in laws, trade regulations, labor and employment regulations, and procedures and actions affecting approval, products and solutions, pricing, reimbursement and marketing of our products and solutions, as well as by inter-governmental disputes. Any of these changes could adversely affect our business. The imposition of new laws or regulations, including potential trade barriers, may increase our operating costs, impose restrictions on our operations or require us to spend additional funds to gain compliance with the new rules, if possible, which could have an adverse impact on our financial condition.

***Current and future legislation, in particular legislation related to orphan drugs, may impact overall investment and activity in the rare disease space or our ability to obtain regulatory approvals.***

In the United States, the European Union, its member states and some other foreign jurisdictions, there have been a number of legislative and regulatory changes and proposed changes regarding the healthcare system. These changes could affect our ability to sell profitably any products for which we require approvals. Among policy makers and payors in the United States and elsewhere, there is significant interest in promoting changes in healthcare systems with the stated goals of containing healthcare costs, improving quality and/or expanding access to healthcare.

Specifically, regulatory authorities in some jurisdictions, including the United States and the European Union, may designate drugs for relatively small patient populations as orphan drugs. Under the Orphan Drug Act, the FDA may designate a drug as an orphan drug if it is a drug intended to treat a rare disease or condition, which is generally defined as a patient population of fewer than 200,000 individuals annually in the United States, or a patient population of greater than 200,000 in the United States where there is no reasonable expectation that the cost of developing the drug will be recovered from sales in the United States. In the United States, orphan drug designation entitles a party to financial incentives such as opportunities for grant funding towards clinical trial costs, tax advantages and user-fee waivers.

Similarly, in the European Union, the European Commission grants orphan drug designation after receiving the opinion of the EMA's Committee for Orphan Medicinal Products on an orphan drug designation application. Orphan drug designation is intended to promote the development of drugs that are intended for the diagnosis, prevention or treatment of life-threatening or chronically debilitating conditions affecting not more than five in 10,000 persons in the European Union and for which no satisfactory method of diagnosis, prevention, or treatment has been authorized (or the product would be a significant benefit to those affected). In addition, designation is granted for drugs intended for the diagnosis, prevention, or treatment of a life-threatening, seriously debilitating or serious and chronic condition and when, without incentives, it is unlikely that sales of the drug in the European Union would be sufficient to justify the necessary investment in developing the drug. In the European Union, orphan drug designation entitles a party to financial incentives, such as reduction of fees or fee waivers, and a ten-year market exclusivity once the drug is on the market.

These legislative initiatives have led to an increase in investment and activity in the rare disease drug development space. If these and other legislative initiatives were to change to become less favorable to orphan drug developers and researchers, it could harm our business, results of operations and financial condition.

***We may fail to comply with the complex federal, state, local and foreign laws and regulations that apply to our business and become subject to severe financial and other consequences.***

Our laboratory in the United States is subject to the Clinical Laboratory Improvement Amendments of 1998 ("CLIA"), a United States federal law that regulates all clinical diagnostic laboratories that perform testing on specimens derived from humans for the purpose of providing information for the diagnosis, prevention, or treatment of disease. CLIA regulations mandate specific standards in the areas of personnel qualifications, administration, participation in proficiency testing, patient test management, quality control, quality assurance, and inspections. Our laboratory facilities located in Rostock, Germany and Cambridge, Massachusetts, United States each have a current certificate of accreditation under CLIA to conduct all genetic and biochemical analyses offered through our accreditation by the College of American Pathologists ("CAP"). To renew the CLIA certificates, we are subject to survey and inspection every two years. Moreover, CLIA inspectors may make unannounced inspections of our clinical laboratories at any time.

Any sanction imposed under CLIA, its implementing regulations, or state or foreign laws or regulations governing licensure, or our failure to renew a CLIA certificate, a state or foreign license, or accreditation, could have a material adverse effect on our business. Most CLIA deficiencies are not classified as "condition-level" deficiencies, and there are no adverse effects upon the laboratory operations as long as the deficiencies are corrected. Remediation of these deficiencies are routine matters, with corrections occurring within several hours or weeks. More serious CLIA deficiencies could rise to the level of "condition-level" deficiencies, and

CMS has the authority to impose a wide range of sanctions, including revocation of the CLIA certification along with a bar on the ownership or operation of a CLIA certified laboratory by any owners or operators of the deficient laboratory. There is an administrative hearing procedure that can be pursued by the laboratory in the event of imposition of such sanctions, during which the sanctions are stayed, but the process can take a number of years to complete. If we were to lose our CLIA certification or CAP accreditation, we would not be able to operate our clinical laboratories and perform our genetic or other tests, which would result in material harm to our business and results of operations.

We are also required to maintain a license for our Cambridge laboratory facility to perform testing in Massachusetts. Massachusetts laws establish standards for day-to-day operation of our clinical laboratory, including the training and skills required of personnel and quality control over and above that required by CLIA. We are also licensed to perform testing in our Cambridge laboratory facility by the states of California, Pennsylvania and Maryland. We are in the process of obtaining a New York State license to perform testing and deliver the related test report for specimens originating from New York.

For samples tested in the U.S., we are also subject to HIPAA, under which the Department of Health and Human Services established comprehensive federal standards with respect to the privacy and security of protected health information and requirements for the use of certain standardized electronic transactions; certain of our services, including our online client-facing portals for reporting and research, are subject to these standards and requirements. Amendments to HIPAA under the Health Information Technology for Economic and Clinical Health Act (the "HITECH Act"), and related regulatory amendments, which strengthen and expand HIPAA privacy and security standards, increase penalties for violators, extend enforcement authority to state attorneys general, and impose requirements for breach notification.

We furnish to pharmaceutical partners genomic information that has been de-identified in accordance with HIPAA or anonymized in accordance with GDPR and relevant international health information privacy regulations. The laws of certain states and countries may require specific consent from the individual either to retain or utilize certain genetic or other information for research or other purposes even if such information has been de-identified, or may require that we obtain a waiver of such consent from an ethical or privacy review board. Even where we furnish to pharmaceutical partners and academic researchers genomic information that has been de-identified or anonymized in accordance with applicable laws and regulations, pharmaceutical partners or academic researchers may use technology or other methods to link that de-identified or anonymized genomic information to the patient from whom it was obtained in contravention of one or more applicable laws and regulations. Similarly, as we expand our decision support applications and offerings, we may encounter greater regulatory risk, such as compliance with HIPAA, GDPR and other regulations governing the use of protected health information and the promotion of FDA approved drugs. A finding that we have failed to comply with any such laws and any remedial activities required to ensure compliance with such laws could cause us to incur substantial costs, to be subject to unfavorable publicity or public opinion, to change our business practices, or to limit the retention or use of genetic or other information in a manner that, individually or collectively, could be adverse to our business.

In the European Union, various regulations apply to genetic or other testing and the use of genomic information. In Germany, the Genetic Diagnosis Act (*Gendiagnostikgesetz*) (the "GenDG") and guidelines and written opinions on novel genetic screenings developed by the Commission on Genetic Testing, an interdisciplinary independent commission established in 2009 in accordance with the GenDG, apply to such testing. The GenDG prohibits us from communicating results of genetic or other tests directly to a patient located within Germany. Instead, the results may only be provided to a physician who is a qualified genetic counsellor under applicable rules.

In addition to CLIA, GDPR, HIPAA and the GenDG, our operations are subject to other extensive federal, state, local, and foreign laws and regulations, all of which are subject to change. Our failure to comply with any such laws and regulations could lead to civil or criminal penalties, exclusion from participation in government healthcare programs, or prohibitions or restrictions on our ability to conduct commercial activities. We believe that we are in material compliance with all statutory and regulatory requirements, but there is a risk that one or more government agencies could take a contrary position. These laws and regulations are complex and are subject to interpretation by the courts and by government agencies. If one or more such agencies allege that we may be in violation of any of these requirements, regardless of the outcome, it could damage our reputation and adversely affect important business relationships with third parties.

*We may fail to comply with evolving European and other privacy laws.*

On May 25, 2018, Regulation (EU) 2016/679 of the European Parliament and of the Council of April 27, 2016 on the protection of natural persons with regard to the processing of personal data and on the free movement of such data (the "GDPR") went into effect. The GDPR imposes a broad range of strict requirements on companies subject to the GDPR, such as us, including

requirements relating to having legal bases for processing personal data relating to identifiable individuals and transferring such information outside the European Economic Area (the “EEA”), including to the United States, providing details to those individuals regarding the processing of their personal data, keeping personal data secure, having data processing agreements with third parties who process personal data as processor, responding to individuals’ requests to exercise their rights in respect of their personal data, reporting security breaches involving personal data to the competent national data protection authority and affected individuals, appointing data protection officers, conducting data protection impact assessments, and record-keeping. The GDPR increases substantially the penalties to which we could be subject in the event of any non-compliance, including fines of up to the higher of 10,000,000 Euros and 2% of our total worldwide annual turnover for the preceding financial year for certain comparatively minor offenses, or up to the higher of 20,000,000 Euros and 4% of our total worldwide annual turnover for the preceding financial year for more serious offenses. Given the new law, we face uncertainty as to the exact interpretation of the new requirements and we may be unsuccessful in implementing all measures required by data protection authorities or courts in interpretation of the new law.

In particular, national laws of member states of the European Union are still in the process of being adapted to the requirements under the GDPR, thereby implementing national laws which may partially deviate from the GDPR and impose different obligations from country to country, so that we do not expect to operate in a uniform legal landscape in the European Union. Also, in the field of handling genetic and health data, the GDPR specifically allows national laws to impose additional and more specific requirements or restrictions, and European laws have historically differed quite substantially in this field, leading to additional uncertainty. Following Brexit, we are also required to comply with GDPR as implemented in the United Kingdom, including through the Data Protection Act 2018. The relationship between the United Kingdom and the European Union in relation to certain aspects of data protection law remains unclear, including the treatment of data transfers between European Union member states and the United Kingdom. These changes may lead to additional compliance costs and could increase our overall risk.

We must also ensure that we maintain adequate safeguards to enable the transfer of personal data outside of the EEA, in particular to the United States, in compliance with European data protection laws. In this regard, the July 2020 ruling by the Court of Justice of the EU (the “CJEU”) in the case referred to as Schrems II is significant. The CJEU held that businesses can use European Commission endorsed standard contractual clauses (“SCCs”), which are widely relied on, for data transfers to jurisdictions outside of the EEA. However, it emphasized the need for due diligence by businesses if they wish to use SCCs, and called into question whether businesses can use SCCs to facilitate data transfers to certain jurisdictions with invasive surveillance regimes in a way which complies with the GDPR. This is also true for the new set of SCCs adopted by the European Commission in 2021. The CJEU also invalidated the EU-US Privacy Shield for transferring personal data from the EEA to the US. The new set of SCCs may require businesses to transition existing agreements that rely on the outdated SCCs to the current SCCs. Such a transition exercise is likely to prove both costly and time consuming. We expect that we will continue to face uncertainty as to whether our efforts to comply with our obligations under European privacy laws will be sufficient. If we are investigated by a European data protection authority, we may face fines and other penalties. Any such investigation or charges by European data protection authorities could have a negative effect on our existing business and on our ability to attract and retain new clients or pharmaceutical partners. We may also experience hesitancy, reluctance, or refusal by European or multinational clients or pharmaceutical partners to continue to use our products and solutions due to the potential risk exposure as a result of the current (and, in particular, future) data protection obligations imposed on them by certain data protection authorities in interpretation of current law, including the GDPR. Such clients or pharmaceutical partners may also view any alternative approaches to compliance as being too costly, too burdensome, too legally uncertain, or otherwise objectionable and therefore decide not to do business with us. Any of the foregoing could materially harm our business, prospects, financial condition and results of operations.

***We could be adversely affected by violations of worldwide anti-bribery laws, including the U.S. Foreign Corrupt Practices Act.***

We are subject to a variety of anti-bribery and anti-corruption laws in the jurisdictions in which we operate. In particular, we are subject to Germany’s Anti-Bribery Act of 2015 (*Gesetz zur Bekämpfung der Korruption im Gesundheitswesen*), which implements EU anti-corruption laws and the European legislation and the Criminal Law Convention on Corruption of the Council of Europe into German law, and the FCPA, which prohibits companies and their intermediaries from making payments in violation of law to non-United States government officials for the purpose of obtaining or retaining business or securing any other improper advantage. We are also subject to similar anti-bribery laws in the jurisdictions in which we operate, including the United Kingdom’s Bribery Act of 2010, which prohibits commercial bribery and makes it a crime for companies to fail to prevent bribery.

We use third-party collaborators, strategic partners, law firms and other representatives for patent registration and other purposes in a variety of countries, including those that are known to present a high corruption risk. We also use third-party distributors worldwide as part of our diagnostics business. Our reliance on third parties to sell our products and solutions internationally demands a high degree of vigilance because we can be held liable for the corrupt or other illegal activities of these third-party collaborators, or

their or our employees, representatives, contractors, partners, and agents, even if we do not explicitly authorize such activities. In addition, although we have implemented policies and procedures to ensure compliance with anti-corruption and related laws and maintain a code of conduct, there can be no assurance that all of our employees, representatives, contractors, partners, or agents will comply with these laws at all times. Other United States companies in the medical device and pharmaceutical fields have faced criminal penalties under the FCPA for allowing their agents to deviate from appropriate practices in doing business with these individuals.

These laws are complex and far-reaching in nature, and, as a result, we cannot assure you that we would not be required in the future to alter one or more of our practices to be in compliance with these laws, any changes in these laws, or the interpretation thereof. Non-compliance with these and other relevant laws could subject us to whistleblower complaints, investigations, sanctions, settlements, prosecution, other enforcement actions, disgorgement of profits, significant fines, damages, other civil and criminal penalties or injunctions, suspension and debarment from contracting with certain governments or other persons, the loss of export privileges, reputational harm, adverse media coverage, and other collateral consequences. If any subpoenas or investigations are launched, or governmental or other sanctions are imposed, or if we do not prevail in any possible civil or criminal litigation, our business, results of operations, and financial condition could be materially harmed. In addition, responding to any action will likely result in a materially significant diversion of management's attention and resources and significant defense costs and other professional fees. Enforcement actions and sanctions could further harm our business, results of operations, and financial condition.

***Transactions involving Iran or other countries or parties that are targets of U.S. or other economic sanctions could expose us to certain risks and may lead some potential customers and investors to avoid doing business with us or investing in our securities.***


U.S. law generally prohibits U.S. persons, and in some cases non-U.S. entities owned or controlled by U.S. persons, from doing business with countries, territories, individuals and entities that are the target of sanctions administered by the U.S. Department of the Treasury's Office of Foreign Assets Control, including Iran. Other countries also maintain certain economic sanctions targeting certain countries, territories and parties. The United States has also implemented certain sanctions targeting non-U.S. persons for activities conducted outside the United States "secondary sanctions" that involve specific sanctions targets or certain activities, including, among other things, certain transactions related to Iran. Further, certain countries maintain and enforce export controls regulating trade in items that originate in, incorporate content from, or are produced on the basis of technology developed in such country "export controls."

Centogene GmbH, which is not a U.S. person and is not owned or controlled by U.S. persons provided diagnostic tests to a pathology and genetic center in Iran during the year ended December 31, 2021 through which it provides diagnostic tests to patients in Iran. To our knowledge, neither we nor our customer have entered into any arrangements with or sold any products to persons included on the Specially Designated Nationals and Blocked Persons List maintained by the U.S. Department of the Treasury's Office of Foreign Asset Control. During the years ended December 31, 2021, 2020 and 2019, revenues from Iran amounted to €1 thousand, €13 thousand and €1 thousand, respectively. Our net assets receivable from or attributable to our contacts in Iran as of December 31, 2021, 2020 and 2019 amounted to zero, € 1 thousand and €1 thousand, respectively. In December 2021, Centogene GmbH assigned claims against its Iranian distributor in an aggregate amount of €1.4 million to Germela Consulting GmbH, which has since filed a lawsuit against DeNa Lab in Berlin, Germany. We had no liabilities due from or attributable to our contacts in Iran for these periods. Centogene believes that its business with Iranian parties is conducted in compliance with all applicable sanctions and export controls and that such activities, which involve providing genetic or other testing services to patients, are not sanctionable under U.S. secondary sanctions targeting Iran. However, U.S. sanctions are subject to change and if we were then determined to have engaged in activities targeted by certain U.S. sanctions, we could be exposed to the possible imposition of sanctions on us. We may also face reputational damage due to our sales to Iran. The above circumstances could have an adverse effect on our business or results of operations.

***We may fail to adhere to regulations of promotional claims and activities regarding our products and solutions.***

Once a patient has been identified and diagnosed through our diagnostics testing, we provide each patient's physician with a diagnostic report. If a positive diagnosis is confirmed, we provide the physician with information on relevant treatment options, although the physician is responsible for ultimately making clinically relevant decisions for the treatment of his or her patient.

In the United States, the FDA and other regulatory agencies strictly regulate the promotional claims that may be made about prescription drugs and devices. In particular, a device may not be promoted for uses or indications beyond those contained in the device's approved labeling, or "off-label" uses. Similar laws and regulations exist in other jurisdictions where we promote our products. If the FDA determines that we have promoted our products for off-label use, it could request that we modify those



promotional materials or take regulatory or enforcement actions, including the issuance of an untitled letter, warning letter, injunction, seizure, civil fine and criminal penalties. It is also possible that other federal, state or foreign enforcement authorities may take action if they consider our promotional or training materials to constitute promotion of an unapproved use. If not successfully defended, enforcement actions related to off-label promotion could result in significant fines or penalties. The U.S. government has levied large civil and criminal fines against companies for alleged improper promotion and has entered into corporate integrity agreements and deferred prosecution agreements with companies that engaged in off-label promotion. The FDA has also requested that such companies enter into consent decrees and has taken other enforcement action. If the DOJ or FDA determines that we have engaged in off-label promotion in our test reports, we may be subject to civil or criminal fines. Although our policy is to refrain from statements that could be considered off-label promotion of third parties, the regulatory standards regarding off-label promotion are ambiguous, and the FDA or another regulatory agency could conclude that we have engaged in off-label promotion.

In addition to promoting our devices in a manner consistent with their approved indications, we must have adequate substantiation for the claims we make for our products or solutions. If any of our claims are determined to be false, misleading or deceptive, our products or solutions could be considered to be misbranded under the Federal Food, Drug, and Cosmetic Act (the "FDC Act") or to violate the Federal Trade Commission Act. We could also face lawsuits from our competitors under the Lanham Act, alleging that our marketing materials are false or misleading. Such lawsuits, whether with or without merit, are typically time-consuming, costly to defend, and could harm our reputation.

Federal and state legislation regulate interactions between medical device manufacturers and healthcare professionals. We are subject to federal and state laws targeting fraud and abuse in healthcare, including anti-kickback laws, false claims laws, and other laws constraining or otherwise related to financial arrangements manufacturers may enter into with healthcare professionals. For example, the Physician Payments Sunshine Act requires device manufacturers to report and disclose payments or other transfers of value made to physicians and teaching hospitals. Violations of these laws can result in criminal or civil sanctions, including fines, imprisonment, and exclusion from government reimbursement programs, all of which could materially harm our business.

In addition, incentives exist under applicable laws that encourage competitors, employees, and physicians to report violations of law governing promotional activities for pharmaceutical products and solutions. These incentives could lead to so-called whistleblower lawsuits as part of which such persons seek to collect a portion of monies allegedly overbilled to government agencies due to, for example, promotion of pharmaceutical products and solutions beyond labeled claims. These incentives could also lead to lawsuits that claim we have mischaracterized a competitor's service in the marketplace and, as a result, we could be sued for alleged damages to our competitors. Such lawsuits, whether with or without merit, are typically time-consuming and costly to defend. Such lawsuits may also result in related shareholder lawsuits, which may also be costly to defend.

***Changes in the way that the FDA and the European Union regulate laboratory developed tests, manufactured, validated, and performed by laboratories like ours could result in additional expense in offering our current and any future products and solutions or even possibly delay or suspend development, manufacture, or commercialization of such products and solutions.***

The FDA does not currently regulate most laboratory developed tests ("LDTs"). We believe that the tests we currently offer meet the definition of LDTs, as they have been designed, developed and validated for use in a single CLIA-certified laboratory. If our tests are qualified as LDTs, they are currently not subject to FDA regulation as medical devices. Since the early 1990s, the FDA has taken the position that, although LDTs are medical devices, it would exercise enforcement discretion by not requiring compliance with the FDC Act, or its regulations for LDTs. That remains the guidance of the FDA today. However, the FDA has taken certain actions in the past that, if renewed by the FDA, could result in a new regulatory approach for LDTs. In October 2014, the FDA published two draft guidance documents that, if finalized, would implement a regulatory approach for most LDTs. The draft guidance documents proposed to impose a risk-based, phased-in approach for LDTs similar to the existing framework for in vitro diagnostic devices. In January 2017, the FDA released a discussion paper synthesizing public comments on the 2014 draft guidance documents and outlining an updated possible approach to regulation of LDTs. Although the discussion paper has no legal status and does not represent a final version of the LDT draft guidance documents, it proposes a risk-based framework that would require most LDTs to comply with most of the FDA's regulatory requirements for medical devices. In March 2017, a discussion draft of the Diagnostic Accuracy and Innovation Act ("DAIA") was circulated, which, if enacted, would implement a regulatory scheme for all diagnostic tests, including both in vitro diagnostic devices and LDTs. Under DAIA, CMS would have jurisdiction over laboratory operations under an amended CLIA, and the FDA would regulate the design, development and validation of diagnostic tests under an amended FDC Act. We cannot predict whether this bill or any other any other legislative proposal will be enacted into law or the impact such new legal requirements would have on our business. We also cannot predict whether the FDA will take action to regulate LDTs or what approach the FDA will seek to take.

In addition, in November 2013, the FDA finalized guidance regarding the sale and use of products labeled for research or investigational use only. Among other things, the guidance states that the FDA continues to be concerned about distribution of research- or investigational-use only products intended for clinical diagnostic use. The guidance states that the FDA will assess whether a manufacturer of such research- or investigational-use only products intends that its products be used for clinical diagnostic purposes by examining the totality of circumstances, including advertising, instructions for clinical interpretation, presentations that describe clinical use, and specialized technical support such as assistance performing clinical validation, surrounding the distribution of the product in question. The FDA has advised that if evidence demonstrates that a product is inappropriately labeled for research- or investigational-use only, the device could be deemed misbranded and adulterated within the meaning of the FDC Act. If the FDA were to undertake enforcement actions, some of our suppliers may cease selling research-use only (“RUO”) products to us, and any failure to obtain an acceptable substitute could significantly and adversely affect our business, financial condition and results of operations.

In the European Union LDTs are similarly exempt from the regulations that govern medical devices and in-vitro diagnostics (“IVDs”) under certain conditions. The European Union and German legislation on in-vitro diagnostic medical devices (“IVD-MDD”) applies. According to the recitals of the Council Directive 98/79/EC on IVD-MDD, reagents which are produced within “health-institution laboratories” for use in that environment and which are not subject to commercial transactions are not covered by the Directive. However, the legal framework for applying the exemption clauses for LDTs is not entirely clear as the IVD-MDD lacks an explicit definition and there is no related case law. On May 26, 2022, when the new Regulation (EU) 2017/746 of the European Parliament and of the Council of 5 April 2017 on in-vitro diagnostic medical devices (“IVD-MDR”) becomes applicable, the general safety and performance requirements set out in Annex I of the IVD-MDR are applicable also to devices manufactured and used only within health institutions. Overall the exemptions for LDTs will be narrowed, as even in relation to LDTs, health institutions—among others—have to provide information upon request on the use of such devices to their competent authority and each health institution will have to draw up a declaration which it will make publicly available. If these conditions are not met and/or diagnostic tests are manufactured and used only within health institutions but “on an industrial scale”, such tests will qualify as IVDs with the full applicability of the IVD-MDR. If we were not able to qualify for an exemption, we would be subject to regulation in the European Union. We also cannot predict whether the EU will amend or implement new laws which may impact our current operations.

***For tests that are subject to FDA or EU regulation, we may not be able to obtain timely approvals for our tests or for modifications to our tests, which could delay or prevent us from commercializing our tests and harm our business.***

The diagnostic tests we currently offer might meet the definition of LDTs, as they have been designed, developed and validated for use in a single CLIA-certified laboratory. If our tests are LDTs, they are currently not subject to FDA or EU regulation as an in-vitro-diagnostic. In May 2022 when the new IVD Regulation 2017/746/EU comes into force in the European Union, a qualification of our diagnostic tests as IVD-MDs becomes more likely as the manufacture of diagnostic tests “on an industrial scale” will not qualify as LDTs. If the FDA or EU takes action to finalize and implement a regulatory system for LDTs, or if legislation is enacted that subjects LDTs to FDA regulation, we would need to comply with the FDA regulatory requirements for our LDTs. If the FDA takes action to regulate LDTs as devices, we believe that our LDTs would likely be regulated as Class II devices.

In the EU, genetic or other tests on humans and prenatal tests for genetically caused disorders are regulated as Class C devices under the IVD Regulation. If our LDTs are subject to the IVD Regulation, our tests that qualify as Class C devices will be subject to conformity assessments performed by a notified body.

If services that are currently marketed as LDTs become subject to FDA requirements for in-vitro-diagnostics or are qualified as being subject to the European Union regulations on in vitro diagnostic medical devices, including requirements for premarket clearance or approval, we may not be able to obtain such clearance or approvals on a timely basis, or at all. Our business could be negatively impacted if we are required to stop selling genetic rare disease knowledge and interpretation-based products and solutions pending their clearance or approval, or the launch of any new products and solutions that we develop could be delayed. Likewise, for tests that are regulated as medical devices, we may not be able to obtain clearance or approval of new devices or modifications to marketed devices on a timely basis, or at all, which could delay or prevent us from commercializing our tests and harm our business.

Class II medical devices must obtain FDA clearance of a premarket notification, or 510(k), prior to marketing, unless the FDA has exempted the device from this requirement. Under the 510(k) process, we must demonstrate that our test is substantially equivalent in technological characteristics and intended use to a legally marketed predicate device. The FDA’s review and clearance of a 510(k) usually takes from four to twelve months, but it can take longer. Any modifications to an FDA-cleared device that could significantly affect its safety or effectiveness or that would constitute a major change in its intended use would require a new 510(k) clearance or, if the modified device is not substantially equivalent, possibly a de novo classification request or a premarket approval application (“PMA”).

If we are unable to identify an appropriate predicate that is substantially equivalent to our device, we would be required to submit a PMA application or a de novo reclassification request, because devices that have not been classified are automatically categorized as Class III. Under the de novo process, we may request that the FDA classify a new low or moderate risk device that lacks an appropriate predicate as a Class I or Class II device. The de novo process typically requires the development of clinical data and usually takes between six to twelve months from the time of submission of the de novo application, but it can take longer.

***For tests that are subject to FDA or EU regulation, if we do not comply with FDA or EMA regulatory requirements, we may be subject to enforcement action, with severe consequences for our business.***

After approval, devices subject to FDA or EMA regulation are required to comply with post-market requirements. Among the requirements, we and our suppliers must comply with the FDA's Quality System Regulations ("QSRs"), which set forth requirements for the design and manufacture of devices, including the methods and documentation for the design, control testing, quality assurance, labeling, packaging, storage, and shipping of our devices. Our limited experience in complying with these requirements may lead to operational challenges as we increase the scale of our QSR-compliant operations in the United States and develop and refine our policies and procedures for evaluating and mitigating issues we encounter with our processes. Further, if there are any modifications made to the manufacturing of our PMA-approved marketed solutions, a PMA supplement may be required to be submitted to, and approved by, the FDA before the modified device may be marketed.


Other post-market requirements include the reporting of adverse events and malfunctions of which we become aware within the prescribed time frame to the FDA, post-approval studies, establishment registration and device listing, and restrictions on advertising and promotion. We may fail to meet these requirements, which could subject our business to further regulatory risks and costs.

The FDA enforces the post-market requirements of the FDC Act through announced and unannounced inspections. Failure to comply with applicable regulatory requirements could require us to expend time and resources to respond to the FDA's observations and to implement corrective and preventive actions, as appropriate. If we cannot resolve such issues to the satisfaction of the FDA, we may be subject to enforcement actions, including untitled or warning letters, fines, injunctions, or civil or criminal penalties. In addition, we could be subject to a recall or seizure of current or future solutions, operating restrictions, a partial suspension, or a total shutdown of service. Any such enforcement action would have a material adverse effect on our business, financial condition, and results of operations.

***In the future, we may fail to achieve coverage or adequate reimbursement for our products and solutions by commercial third-party payors or government payors.***

As we expand our operations globally, and in particular to the United States, sales of our existing and any future products and solutions we develop, in particular our diagnostic testing services, in the future may depend upon the availability of adequate reimbursement from third-party payors. These third-party payors include government healthcare programs and/or statutory health insurance schemes in various markets, such as Medicare and Medicaid in the United States and statutory health funds in Germany (the "GKV"), managed care providers, accountable care organizations, private health insurers, and other organizations. We believe that obtaining a positive Medicare Local Coverage Determination, or National Coverage Determination and a favorable Medicare reimbursement rate, and obtaining the agreement of established commercial third-party payors to provide coverage and adequate payment, for each of our existing diagnostic testing services, and any future products and solutions we develop, will be an important element in achieving material commercial success in the United States. Physicians may not order our products and solutions unless commercial third-party payors and government payors authorize coverage and pay for all, or a substantial portion, of the rates established for our products and solutions.

Commercial third-party payors and government payors internationally increasingly attempt to contain healthcare costs by lowering reimbursement rates, limiting coverage of diagnostic test services, and creating conditions of reimbursement, such as requiring participation in clinical evidence development involving research studies and the collection of physician decision impact and patient outcomes data. As a result of these cost-containment trends, commercial third-party payors and government payors that currently provide, or in the future may provide, reimbursement for one or more of our services may propose and/or actually reduce, suspend, revoke, or discontinue payments or coverage at any time. Payors may also create conditions for coverage or may contract with third-party vendors to manage laboratory benefits, in both cases creating administrative hurdles for ordering physicians and patients that may make our products and solutions more difficult to sell. The percentage of submitted claims that are ultimately paid, the length of time to receive payment on claims, and the average reimbursement of those paid claims is likely to vary from period to period.





There is significant uncertainty surrounding whether the use of diagnostic tests that incorporate new technology will be eligible for coverage by commercial third-party payors and government payors or, if eligible for coverage, what the reimbursement rates will be for these services. In Germany, the majority of patients are insured via the GKV. The benefit catalogue defining which services in medical care are reimbursed by the GKV is specified by the directives of the Federal Joint Committee as the highest decision-making body of the joint self-government of physicians, dentists, hospitals and health insurance funds in Germany. The fact that a diagnostic test has been approved for reimbursement in the past, has received approval from the FDA or has been certified by a notified body, or has obtained coverage for any particular rare disease indication or in any particular jurisdiction, does not guarantee that such diagnostic service will remain covered and/or reimbursed or that similar or additional diagnostic tests and/or related rare disease types will be covered and/or reimbursed in the future.

As a result, if adequate third-party coverage and reimbursement are unavailable, we may not be able to maintain volume and price levels sufficient to realize an appropriate return on investment in our diagnostic testing services or to advance our research and development solutions for our pharmaceutical partners.

We cannot predict what future healthcare initiatives will be introduced or implemented in the jurisdictions in which we operate, or how any future legislation or regulation may affect us. Any taxes imposed by legislation, as well as changes to the reimbursement amounts paid by payors for our existing and future products and solutions, could have a material adverse effect on our business, financial condition and results of operations.

### ***Intellectual Property Risks Related to Our Business***

***If we are unable to obtain and maintain patent and other intellectual property protection for any products or solutions we develop and for our technology, or if the scope of intellectual property protection obtained is not sufficient, our competitors could develop and commercialize products and solutions similar or identical to ours, and our ability to successfully commercialize any products or solutions we may develop may be adversely affected.***

Our success depends in large part on our ability to obtain and maintain patent and other intellectual property protection in the United States and other countries for our biomarkers and other products and solutions. Patent law relating to the scope of claims in the fields in which we operate is complex and uncertain, so we cannot make any assurances that we will be able to obtain or maintain patent or other intellectual property rights, or that the patent and other intellectual property rights we may obtain will be valuable, provide an effective barrier to competitors or otherwise provide competitive advantages. In particular, our Lyso-Gb3 biomarker, which we use to support the diagnosis of Fabry disease, is not protected by any patents or included in any pending patent applications, and its successful commercialization by one of our competitors or by other third parties, which, in all probability, we would not be able to prevent, could materially harm our business or results of operations. Moreover, patent applications that we have made in the past have been subject to comment and revision by the relevant patent offices, which have resulted in our withdrawal of certain patent applications. If we are unable to obtain or maintain patent or other intellectual property protection with respect to our proprietary products and solutions, our business, financial condition, results of operations, and prospects could be materially harmed.

The scope of patent protection is uncertain. Changes in either the patent laws or their interpretation in the United States and other countries may diminish our ability to protect our inventions, obtain, maintain, and enforce our intellectual property rights and, more generally, could affect the value of our intellectual property or narrow the scope of our patents. We cannot predict whether the patent applications we are currently pursuing will issue as patents in any particular jurisdiction or whether the claims of any issued patents will provide sufficient protection from competitors.

The patent prosecution process is expensive, time-consuming, and complex, and we may not be able to file, prosecute, maintain, enforce, or license all necessary or desirable patent applications at a reasonable cost or in a timely manner. It is also possible that we will fail to identify patentable aspects of our research and development output in time to obtain patent protection. Parties who have access to confidential or patentable aspects of our research and development output, such as our management and employees, advisors, and other third parties, and who are party to non-disclosure and confidentiality agreements with us, may breach such agreements and disclose such output before a patent application is filed, thereby jeopardizing our ability to seek patent protection, or might themselves file respective IP rights. In addition, publications of discoveries in the scientific literature often lag behind the actual discoveries, and patent applications in the United States and other jurisdictions are typically not published until 18 months after filing, or in some cases not at all. Therefore, we cannot be certain that we were the first to make the inventions claimed in our patents or pending patent applications, or that we were the first to file for patent protection of such inventions.

Confinant Audit & Assurance B.V.  
For identification purposes only.  
Related to auditor's report  
dated 31 May 2022.

The patent position of companies in our industry generally is unsettled, involves complex legal and factual questions, and has been the subject of much litigation in recent years. As a result, the issuance, scope, validity, enforceability, and commercial value of our patent rights are highly uncertain. Our pending and future patent applications may not result in patents being issued that protect our products or solutions or which effectively prevent others from commercializing competitive products and solutions.

Moreover, the coverage claimed in a patent application can be significantly reduced before the patent is issued, and its scope can be reinterpreted after issuance. Even if patent applications issue as patents, they may not issue in a form that will provide us with any meaningful protection, prevent competitors or other third parties from competing with us, or otherwise provide us with any competitive advantage. Any patents that we hold may be challenged, narrowed, circumvented, or invalidated by third parties. In particular, for more information regarding U.S. patent law decisions that negatively impact the patentability of biomarkers, diagnostic products and diagnostic methods, and the validity of granted U.S. patents covering such subject matter, see “—Developments in patent law could have a negative impact on our business” below. Consequently, we do not know whether any of our biomarkers or other products and solutions will be protectable or remain protected by valid and enforceable patents. Our competitors or other third parties may be able to circumvent our patents by developing similar or alternative products and solutions in a non-infringing manner. Any of the foregoing could have a material adverse effect on our business, financial condition, results of operations, and prospects.

***If we are unable to protect the confidentiality of our trade secrets, know-how, and other confidential and proprietary information, our business and competitive position would be harmed.***

In addition to seeking patent protection for our products and solutions, we also rely upon trade secret protection and non-disclosure agreements and invention assignment agreements with our management and employees, consultants and other third parties to protect our unpatented know-how, technology, and other confidential or proprietary information. For example, significant elements of our proprietary platform and some of our tests, including aspects of sample preparation, computational-biological algorithms, and related processes and software, are based on unpatented trade secrets and know-how that to our knowledge are not publicly disclosed. In addition to contractual measures, we try to protect the confidential nature of our proprietary information using physical and technological security measures. Such measures may not provide adequate protection for our proprietary information; for example, in the case of misappropriation of intellectual rights by a member of management, an employee, consultant, or other third party with authorized access. We also cannot rule out the possibility that third parties specifically try to obtain our know-how, trade secrets or other confidential and proprietary information.

Trade secrets and know-how can be difficult to protect. We cannot guarantee that we have entered into applicable non-disclosure agreements and invention assignment agreements with our management and employees, consultants and other third parties who have had access to our trade secrets or other proprietary information. Our security and contractual measures may not prevent a member of management, an employee, consultant, or other third party from misappropriating our trade secrets and providing them to a competitor, other third parties or to the public, and any recourse we take against such misconduct, including litigation, may not provide an adequate remedy to protect our interests fully. Enforcing a claim that a party illegally disclosed or misappropriated intellectual property can be difficult, expensive, and time-consuming, and the outcome is unpredictable. Due to variation in the degree of protection afforded to intellectual property of this nature under the laws and regulations applicable to different international markets where our services are sold, our ability to pursue and obtain an adequate remedy may depend significantly on the jurisdiction in which the misconduct takes place and our ability to enforce a favorable judgment against the offending party in a jurisdiction in which such party has substantial assets. In addition, trade secrets may be independently developed by others in a manner that could prevent legal recourse by us. If any of our confidential or proprietary information, such as our trade secrets, were to be disclosed or misappropriated, or if any such information were independently developed by a competitor, our competitive position could be harmed.

***Patents covering our products or solutions could be found invalid or unenforceable if challenged***

The issuance of a patent is not conclusive as to its inventorship, scope, validity, or enforceability, and our patents may be challenged in the courts or patent offices in the United States and abroad. Others have filed, and in the future are likely to file, patent applications or related intellectual property rights that are similar or identical to ours. To determine the priority of inventions, demonstrate that we did not derive our invention from another individual or entity, or defend third-party challenges or reservations of the granting authorities to the validity or enforceability of our patent rights, we may have to participate in opposition, derivation, revocation, reexamination, entitlement, post-grant and *inter partes* review, or interference proceedings at the U.S. Patent and Trademark Office (the “USPTO”) or similar offices or respective courts in Europe or other jurisdictions. For example, we are aware of an opposition proceeding filed at the European Patent Office (“EPO”) by Sanofi against EP Patent No. 2 718 725 B1 (the “725 Patent”), a European patent that we own relating to our biomarker for Gaucher disease. The EPO opposition proceeding challenges the patentability of the ‘725 Patent in its entirety. The EPO rejected the opposition in the first instance in the hearing held on February 4, 2020. Sanofi filed

Confinant Audit & Assurance B.V.  
For identification purposes only.  
Related to auditor's report  
dated 31 May 2022.

an appeal against the opposition decision to the Board of Appeal at the EPO and the '725 Patent may still be revoked or maintained in amended form, in whole or in part, if the Board of Appeal does not uphold the opposition decision. Revoking the '725 Patent may limit our ability to stop others from using or commercializing similar or identical products and solutions to ours, or limit the duration of the patent protection of our products and solutions. We are also aware of an opposition proceeding filed at the European Patent Office ("EPO") by Sanofi against EP Patent No. 3 318 881 B1 (the "881 Patent") on April 15, 2021, another European patent that we own relating to our biomarker for Gaucher disease. The EPO opposition proceeding challenges the patentability of the '881 Patent in its entirety. Oral proceedings concerning the European patent will take place before the opposition division of the EPO on May 04, 2022. The '881 Patent may be revoked or maintained in amended form, in whole or in part, which could materially harm our business. Should the '881 Patent be revoked or maintained in amended form, we would have the right to appeal against the decision of the Opposition Division. However, the outcome of the appeal is unclear. Revoking the '881 Patent may limit our ability to stop others from using or commercializing similar or identical products and solutions to ours, or limit the duration of the patent protection of our products and solutions. See "Item 3. Information On The Company—B. Business Overview—Legal Proceedings" and "Item 5. Legal Proceedings." Sanofi or other third parties may file future oppositions or other challenges, in Europe or other jurisdictions, against other patents that we own and may also challenge or attack the validity of the national parts of the '725 Patent and/or the '881 Patent before national patent courts in parallel or after the proceedings before the EPO. An adverse determination in any such proceeding or litigation could reduce the scope of, or invalidate, our patent rights, allow third parties to commercialize our products or solutions and compete directly with us, without payment to us.

It is expected that actions will also be possible before the new European Unified Patent Court from the second half of 2022. If we do not actively exclude our existing (European patent applications as well as granted) European patents from this system ("opt-out"), they will become part of this new court system and it will be possible for third parties to challenge these patents before the courts of the Unified Patent Court system, with the consequence that these patents can then be restricted or revoked for the territory of all EU Member States participating in the Unitary Patent Court system (at the time of February 2022, these are Austria, Belgium, Bulgaria, Denmark, Estonia, Finland, France, Germany, Italy, Latvia, Lithuania, Luxembourg, Malta, the Netherlands, Portugal, Slovenia, Sweden; other countries may be added in the future, in particular Cyprus, Czech Republic, Greece, Hungary, Ireland, Romania and Slovakia) for which the European patent has effect. The same applies for future European patents and patent applications that are not opted out of the Unified Patent Court system, which is possible for a period of seven years after the date of entry into force of the Agreement on a Unified Patent Court unless an action has already been brought before the Unified Patent Court system in respect of the European patent or patent application. For future European patent applications it also has to be decided whether a request for unitary effect is submitted with the consequence that the patent if grantable will be granted as Unitary Patent and can therefore be challenged before the Unified Patent Court and be restricted or revoked for the territory of all EU Member States participating in the Unitary Patent Court system.

Moreover, we may have to participate in interference proceedings declared by the USPTO to determine priority of invention or in post-grant challenge proceedings, such as oppositions in a foreign patent office or nullity or entitlement proceedings, that challenge priority of invention or other features of patentability. Such challenges may result in loss of patent rights, loss of exclusivity, or in patents being cancelled, narrowed, amended, invalidated, revoked or held unenforceable, in whole or in part, which could limit our ability to stop others from using or commercializing similar or identical products and solutions, or limit the duration of the patent protection of our products and solutions. Such proceedings could also result in substantial costs in legal fees and require significant time from our management and employees, even if the eventual outcome is favorable to us. In the event of entitlement proceedings, purported co-inventors may bring claims for ownership, co-ownership, compensation and/or damages. In addition, there could be public announcements of the results of hearings, motions or other interim proceedings or developments, and if securities analysts or investors perceive these results to be negative, it could have a substantial adverse effect on the price of our common shares. Any of the foregoing could have a material adverse effect on our business, financial condition, results of operations, and prospects.

In addition, if we initiate legal proceedings against a third party to enforce a patent covering our products or solutions, the defendant could counterclaim that such patent is invalid or unenforceable. In patent litigation in the United States, defendant counterclaims alleging invalidity or unenforceability are commonplace. Grounds for a validity challenge could be an alleged failure to meet any of several statutory requirements, including lack of novelty, obviousness, or non-enablement. Grounds for an unenforceability assertion could be an allegation that someone connected with prosecution of the patent withheld relevant information from the USPTO, or made a misleading statement, during prosecution. In other jurisdictions, defendants have and/or may have comparable grounds for defending against such claims, especially with regard to claims that a patent is invalid. The outcome following legal assertions of invalidity and unenforceability is unpredictable. With respect to the validity question, for example, we cannot be certain that there is no invalidating prior art of which we and the patent examiner were unaware during prosecution or that a court or office dealing with the invalidity will judge prior art known to us to be detrimental to novelty in a manner deviating from our opinion and/or the opinion of the granting authority, or will consider the invention to be obvious and thus not protectable on the basis of such prior art. Such challenges could result in the revocation of, cancellation of, or amendment to our patents in such a way that

Confinant Audit & Assurance B.V.  
For identification purposes only.  
Related to auditor's report  
dated 31 May 2022.


they no longer sufficiently cover our products and solutions. If a third party were to prevail on a legal assertion of invalidity or unenforceability, we would lose at least part, and perhaps all, of the patent protection on our products or solutions. Such a loss of patent protection would materially harm our business, prospects, financial condition and results of operations.

***Litigation or other proceedings or third-party claims of intellectual property infringement could require us to spend significant time and money and could prevent us from selling our products and solutions or impact our share price.***

Our commercial success depends upon our ability to develop and commercialize products and solutions and use our proprietary technologies without infringing, misappropriating or otherwise violating the intellectual property and proprietary rights of third parties. We could become party to, or threatened with, adversarial proceedings or litigation regarding intellectual property rights with respect to our technology and any products or solutions we may develop, including interference proceedings, post-grant review, *inter partes* review, and derivation proceedings before the USPTO and similar proceedings in foreign jurisdictions, such as oppositions before the EPO or nullity or entitlement proceedings. Third parties may assert infringement and other claims against us based on existing patents or patents that may be granted in the future, regardless of their merit, and we may assert infringement and other claims against third parties. As we continue to commercialize our genetic rare disease information solutions (including our biomarkers), launch new solutions and enter new markets, we expect that competitors will claim that our products or solutions infringe or otherwise violate their intellectual property rights, including as part of business strategies designed to impede our successful commercialization and entry into new markets. Third parties may have obtained, and may in the future obtain, patents under which such third parties may claim that the use of our technologies constitutes patent infringement. Third parties have in the past asserted and may in the future assert that we are employing their proprietary technology without authorization, and we occasionally receive letters from third parties inviting us to take licenses under, or alleging that we infringe, their patents. Depending upon the circumstances, we may elect to remove a particular biomarker from one of our products or solutions.

Even if we believe that third-party intellectual property claims are without merit, there is no assurance that a court would find in our favor on questions of infringement, validity, enforceability, or priority. A court of competent jurisdiction could hold that these third-party patents are valid, enforceable, and infringed, which could materially and adversely affect our ability to commercialize any products or solutions we may develop or have developed. In order to successfully challenge the validity of any such U.S. patent in federal court or in courts in other jurisdictions, we would need to overcome a presumption of validity. As this burden is a high one, requiring us to present clear and convincing evidence as to the invalidity of any such U.S. patent claim, there is no assurance that a court of competent jurisdiction would invalidate the claims of any such U.S. patent. The same applies to other jurisdictions. Even if we were to find prior art that could justify the invalidation of the intellectual property right under which we are attacked, because of the bifurcated system dealing with infringement and validity before different courts in some jurisdictions (e.g. Germany), we may first be enjoined for infringement of the intellectual property right, which may be corrected only after subsequent invalidation of the intellectual property right. If we are found to infringe a third party's intellectual property rights, and we are unsuccessful in demonstrating that such patents are invalid or unenforceable, we could be required to obtain a license from such third party to continue commercializing our products or solutions. However, we may not be able to obtain any required license on commercially reasonable terms, or at all and therefore may be unable to develop, sell or otherwise commercialize our products or solutions. Even if we were able to obtain a license, it could be non-exclusive, thereby giving our competitors and other third parties access to the same technologies licensed to us, and it could require us to make substantial licensing, royalty and other payments. Furthermore, parties making claims against us may be able to obtain injunctive or other relief, which could block our ability to develop, commercialize, and sell our products and solutions, and could result in the award of substantial damages against us. In the event of a successful claim of infringement, misappropriation or other intellectual property violation against us, we may be required to render account for and pay damages and attorneys' fees, recall or destroy stocks and obtain one or more licenses from third parties, or be prohibited from developing, commercializing and selling certain products or solutions. In addition, we could be found liable for significant monetary damages, including treble damages and attorneys' fees, if we are found to have willfully infringed a patent or other intellectual property right.

The new European Unified Patent Court system, which is expected to start at late 2022, will allow the patent owner to obtain injunctive relief with unitary effect, i.e. within the territories of the EU Member States participating in the Agreement on a Unified Patent Court including e.g. claims for damages, compensation, recall, destruction and information with regard to its Unitary Patents. For European patents not taken out of the Unified Patent Court system by "opt-out", decisions of the courts of the Unified Patent Court system cover the territory of the EU Member States participating in the Agreement on a Unified Patent Court for which the European patent has effect. This may result in the loss of significant market opportunities and substantial adverse effects of a judgement.



Even if resolved in our favor, litigation or other legal proceedings relating to intellectual property claims may cause us to incur significant expenses and could distract our personnel from their normal responsibilities. In addition, there could be public announcements of the results of hearings, motions, or other interim proceedings or developments, and if securities analysts or investors perceive these results to be negative, it could have a substantial adverse effect on the price of our shares. Such litigation or proceedings could substantially increase our operating losses and reduce the resources available for development activities or any future sales, marketing, or distribution activities. We may not have sufficient financial or other resources to conduct such litigation or proceedings adequately. Some of our competitors may be able to sustain the costs of such litigation or proceedings more effectively than we can because of their greater financial resources and more mature and developed intellectual property portfolios. Furthermore, because of the substantial amount of discovery required in connection with intellectual property litigation, there is a risk that some of our confidential information could be compromised by disclosure during this type of litigation. We also could incur substantial costs and divert the attention of our management and other employees in participating in litigation or proceedings of this nature, and an adverse ruling or perception of an adverse ruling in could have a material adverse impact on our cash position and share price. Any of the foregoing could materially harm our business, prospects, financial condition and results of operations.

***Obtaining and maintaining our patent protection depends on compliance with various procedural, document submission, fee payment, and other requirements imposed by government patent agencies, and our patent protection could be reduced or eliminated for non-compliance with these requirements.***


Obtaining and maintaining a patent portfolio entails significant expense and resources. Part of the expense includes periodic maintenance fees, renewal fees, annuity fees and various other governmental fees associated with patents and patent applications due in several stages over the lifetime of patents and patent applications. The USPTO and various non-U.S. government agencies require compliance with several procedural, documentary, fee payment, and other similar provisions during the patent application process. We may or may not choose to pursue or maintain protection for particular inventions. In addition, there are situations in which failure to make certain payments or noncompliance with certain requirements in the patent process can result in abandonment or lapse of a patent or patent application, resulting in partial or complete loss of patent rights in the relevant jurisdiction. If we choose to forego patent protection or allow a patent application or patent or other intellectual property right to lapse purposefully or inadvertently, our competitive position could suffer. In such an event, potential competitors might be able to enter the market with similar or identical products and solutions. If we fail to obtain, maintain, protect or enforce our intellectual property rights successfully, our competitive position could suffer. Any of the foregoing could materially harm our business, prospects, financial condition and results of operations.

***Our rights to develop and commercialize our technology, products and solutions may in the future be subject, in part, to the terms and conditions of licenses granted to us by others.***

In connection with the development of new products and solutions we may license intellectual property from third parties in the future, or may deem it necessary to do so in order to commercialize our products or solutions. We may be unable to obtain these licenses at a reasonable cost, or at all. We could, therefore, incur substantial costs related to royalty payments or other payments for licenses obtained from third parties. We may also be unable to obtain exclusive rights to use such intellectual property or technology in all relevant fields of use and in all territories in which we may wish to develop or commercialize our products and solutions in the future and, as a result, we may not be able to prevent competitors from developing and commercializing competitive products or solutions. Moreover, we could encounter delays in introducing new products or solutions while we attempt to develop alternative products and solutions, and the defense of any lawsuit or failure to obtain any of these licenses on favorable terms could prevent us from commercializing our products and solutions, which would materially affect our ability to grow.

Our licensors might conclude that we have materially breached our license agreements and might therefore terminate the license agreements, thereby removing our ability to develop and commercialize products and solutions covered by such agreements. License agreements could also be time-limited or terminated when possible. If these in-licenses are terminated, or if the underlying patents fail to provide the intended exclusivity, competitors might have the freedom to market competing products and solutions identical or similar to ours. Disputes may arise regarding intellectual property subject to a licensing agreement, including:

- the scope of rights granted under the license agreement and other interpretation-related issues; as well as the effectiveness of the license agreement in general;
- the extent to which our products and solutions infringe on intellectual property of the licensor that is not subject to the licensing agreement;



- the sublicensing of patent and other rights under our collaborative development relationships;
- our diligence obligations under the license agreement and what activities satisfy those diligence obligations;
- which royalties payments are owed;
- the inventorship and ownership of inventions and know-how resulting from the joint creation or use of intellectual property by our licensors and us and our partners, including the question of bearing the costs; and
- the priority of invention of patented technology.

In addition, agreements under which we license intellectual property or technology from third parties could be complex and turn out to be invalid in whole or in part. Certain provisions in such agreements may be susceptible to multiple interpretations. The resolution of any contract interpretation disagreement that may arise could narrow what we believe to be the scope of our rights to the relevant intellectual property or technology, or increase what we believe to be our financial or other obligations under the relevant agreement. Moreover, if disputes over intellectual property or technology that we have licensed prevent or impair our ability to maintain other licensing arrangements on commercially acceptable terms, defending our position could materially harm our business, prospects, financial condition and results of operations.

With regard to the expected start of the Unified Patent Court in the late second half of 2022, it should be noted that this is a completely new court system, whose procedural and adjudicative methods as well as the mutual effects between the national European patent jurisdictions and the jurisdiction of the new system are practically impossible to assess at present. This creates an uncertainty that may harm our business, prospects, financial condition and results of operations because decisions may be issued and case law may develop that is disadvantageous for us.

***Developments in patent law could have a negative impact on our business.***

Changes in either the patent laws or interpretation of patent laws could increase the uncertainties and costs surrounding the prosecution of patent applications and the enforcement or defense of issued patents. From time to time, the United States Supreme Court (the “Supreme Court”), other federal courts, the U.S. Congress, the USPTO, or other foreign patent offices, courts or legislators may change the standards of patentability and any such changes could have a negative impact on our business. Assuming that other requirements for patentability are met, prior to March 2013, in the United States, the first to invent the claimed invention was entitled to the patent, while outside the United States, the first to file a patent application was entitled to the patent. After March 2013, under the Leahy-Smith America Invents Act (the “America Invents Act”), enacted in September 2011, the United States transitioned to a first inventor to file system in which, assuming that other requirements for patentability are met, the first inventor to file a patent application will be entitled to the patent on an invention regardless of whether a third party was the first to invent the claimed invention. The America Invents Act also includes a number of significant changes that affect the way patent applications will be prosecuted and also may affect patent litigation. These include allowing third-party submission of prior art to the USPTO during patent prosecution and additional procedures to attack the validity of a patent by USPTO-administered post-grant proceedings, including post-grant review, *inter partes* review, and derivation proceedings. However, the America Invents Act and its implementation could increase the uncertainties and costs surrounding the prosecution of our patent applications and the enforcement or defense of our issued patents, all of which could have a material adverse effect on our business, financial condition, results of operations, and prospects.

In addition, the patent positions of companies in our industry are particularly uncertain. Recent U.S. Supreme Court rulings have narrowed the scope of patent protection available in certain circumstances and weakened the rights of patent owners in certain situations. For example, diagnostic method claims and “gene patents” were considered in two landmark Supreme Court cases, *Mayo Collaborative v. Prometheus Laboratories* (“Prometheus”), and *Association for Molecular Pathology v. Myriad Genetics* (“Myriad”). In Prometheus, a case involving patent claims over a medical testing method directed to optimizing the amount of drug administered to a specific patient, Prometheus’ claims failed to incorporate sufficient inventive content above and beyond merely describing underlying natural correlations to allow the claimed processes to qualify as patent-eligible processes that apply natural laws. In Myriad, a case brought by multiple plaintiffs challenging the validity of patent claims held by Myriad Genetics, Inc. relating to the breast cancer susceptibility genes BRCA1 and BRCA2, the court held that isolated genomic DNA that exists in nature, such as the DNA constituting the BRCA1 and BRCA2 genes, is not patentable subject matter, but that cDNA, which is an artificial construct created from RNA transcripts of genes, may be patent eligible. The Federal Circuit has begun to apply the holdings in Prometheus and Myriad. In 2015, the Federal Circuit, in *Ariosa v. Sequenom*, applying Prometheus, found claims to a prenatal diagnostic method that

Confinant Audit & Assurance B.V.  
For identification purposes only.  
Related to auditor's report  
dated 31 May 2022.

relied on a natural product to be patent ineligible, and clarified that the absence of preemption of a natural phenomenon was not sufficient to demonstrate patent eligibility.

In response to the Supreme Court decisions in *Prometheus*, *Myriad*, and *Alice Corporation Pty. Ltd. v. CLS Bank International* (“Alice Corp.”), and others, the USPTO has updated the Manual of Patent Examination Procedure to provide guidance to USPTO personnel in determining the eligibility of patent claims reciting judicially recognized exceptions to patentable subject matter, including laws of nature, natural phenomena, or abstract ideas, for patent eligibility. The USPTO guidance indicates that claims reciting a judicial exception to patent-eligible subject matter must amount to significantly more than the judicial exception itself in order to be patent-eligible subject matter. We cannot assure you that our efforts to seek patent protection for our products and solutions will not be negatively impacted by this interim guidance issued by the USPTO, the decisions described above, rulings in other cases, or changes in guidance or procedures issued by the USPTO.

We cannot fully predict what impact the Supreme Court’s decisions in *Prometheus*, *Myriad*, *Alice Corp.*, and other decisions may have on our ability or the ability of companies or other entities to obtain or enforce patents relating to DNA, genes, or genomic-related discoveries in the future. Despite the USPTO’s interim guidance and Federal Circuit cases described above, the contours of when claims reciting laws of nature, natural phenomena, or abstract ideas may meet the patent eligibility requirements are not clear and may take years to develop via interpretation at the USPTO and in the courts. There are many previously issued patents claiming nucleic acids and diagnostic methods based on natural correlations that issued before the recent Supreme Court decisions discussed, and although many of these patents may be invalid under the standards set forth in the Supreme Court’s recent decisions, until successfully challenged, these patents are presumed valid and enforceable, and certain third parties could allege that we infringe, or request that we obtain a license to, these patents. Whether based on patents issued prior to or after these Supreme Court decisions, we might have to defend ourselves against claims of patent infringement, or choose to license rights, if available, under patents claiming such methods. In particular, although the Supreme Court has held in *Myriad* that isolated genomic DNA is not patent-eligible subject matter, certain third parties could allege that activities that we may undertake infringe other classes of gene-related patent claims, and we could have to defend ourselves against these claims by asserting non-infringement and/or invalidity positions, or pay to obtain a license to these claims. In any of the foregoing or in other situations involving third-party intellectual property rights, if we are unsuccessful in defending against claims of patent infringement, we could be forced to pay damages or be subjected to an injunction that would prevent us from utilizing the patented subject matter in question if we are unable to obtain a license on reasonable terms or at all. Such outcomes could materially affect our ability to offer our products and solutions and have a material adverse impact on our business. Even if we are able to obtain a license or successfully defend against claims of patent infringement, the cost and distraction associated with the defense or settlement of these claims could have a material adverse impact on our business. Any of the foregoing could materially harm our business, prospects, financial condition and results of operations.

***We may not be able to enforce our intellectual property rights throughout the world.***

Many companies have encountered significant problems in protecting and defending intellectual property rights in certain foreign jurisdictions. Accordingly, we may face an increased risk in these jurisdictions that unauthorized parties may attempt to copy or otherwise obtain or use our patented technology, trademarks, formulations or other intellectual property. The laws of some foreign countries do not protect intellectual property rights to the same extent as the laws of Germany or the United States. Specifically, the legal systems of some countries, particularly developing countries, do not favor the enforcement of patents and other intellectual property protection, especially those relating to biotechnology. This could make it difficult for us to stop the infringement of our patents or other intellectual property rights and to prevent third parties from selling or importing products made using our inventions in and to the United States, Germany or other jurisdictions. Competitors may use our technologies in jurisdictions where we have not obtained patent or other protection to develop their own products and, further, may export otherwise infringing products to territories where we have patent protection but enforcement is not as strong as that in Germany or the United States. These products may compete with our products and solutions, and our patents or other intellectual property rights may not be effective or sufficient to prevent them from competing. In addition, the use of our patents and/or other intellectual property rights may be permitted in individual cases because, for example, prior use rights or other privileges exist, such as e.g. use of the patents for experimental or research purposes. Additionally, many countries have compulsory licensing laws under which a patent owner must grant licenses to third parties or limit the enforceability of patents against third parties, including government agencies or government contractors. In these countries, patents may provide limited or no benefit. Patent protection must ultimately be sought on a country-by-country basis, which is an expensive and time-consuming process with uncertain outcomes. Accordingly, we may choose not to seek patent protection in certain countries, and we will not have the benefit of patent protection in such countries.

Monitoring infringement and misappropriation of intellectual property can be difficult and expensive, and we may not be able to detect every instance of infringement or misappropriation of our proprietary rights. Even if we do detect infringement or

misappropriation of our proprietary rights, proceedings to enforce our intellectual property rights could result in substantial costs, divert the efforts and attention of our employees and management from other aspects of our business, put our patents at risk of being invalidated or construed narrowly or provoke third parties to assert claims against us. We may not prevail in any lawsuits that we initiate, and the damages or other remedies awarded, if any, may not be commercially meaningful. Accordingly, our efforts to enforce our intellectual property and proprietary rights around the world may be inadequate to obtain a significant commercial advantage from the intellectual property that we develop. In addition, changes in the law and legal decisions by courts in Germany, the United States and other jurisdictions, in particular, the newly formed European Unified Patent Court, may affect our ability to obtain adequate protection for our products and solutions and to enforce our intellectual property rights. Any of the foregoing could materially harm our business, prospects, financial condition and results of operations.

***Third parties may assert ownership or commercial rights to inventions we develop.***

Third parties may in the future make claims challenging the inventorship or ownership of our intellectual property. For example, we rely on certain third parties to provide us with biological materials that we use to conduct our genomic analyses. We have written agreements with collaborators that provide for the ownership of intellectual property arising from our collaborations. These agreements provide that we must negotiate certain commercial rights with collaborators with respect to joint inventions or inventions made by our collaborators that arise from the results of the collaboration. In some instances, there may not be adequate written provisions to address clearly the resolution of intellectual property rights that may arise from a collaboration. If we cannot successfully negotiate sufficient ownership and commercial rights to the inventions that result from our use of a third-party collaborator's materials where required, or if disputes otherwise arise with respect to the intellectual property developed with the use of a collaborator's samples, we may be limited in our ability to capitalize on the market potential of these inventions. In addition, we may face claims that our agreements with our management, employees, contractors, or consultants obligating them to assign intellectual property to us are ineffective, or in conflict with prior or competing contractual obligations of assignment, which could result in ownership disputes regarding intellectual property we have developed or will develop and interfere with our ability to capture the commercial value of such inventions. We cannot exclude the possibility that third parties may claim to have made contributions to our inventions and accordingly claim co-inventor shares in inventions that we believe were made without the participation of third parties. Litigation may be necessary to resolve an ownership dispute, and if we are not successful, we may be precluded from using certain intellectual property, or may lose our exclusive rights in that intellectual property and may even face damages and/or compensation claims of the third party for our use of the intellectual property. Any of the foregoing could materially harm our business, prospects, financial condition and results of operations.

***Most of our employees and inventions are subject to German law.***

Most of our personnel, including our directors, work in Germany and are subject to German employment law. Inventions which may be the subject of a patent or of protection as a utility model and which are or were made by personnel working in Germany (except for legal representatives of our respective legal entities, for example managing directors) are subject to the provisions of the German Act on Employees' Inventions (*Gesetz über Arbeitnehmererfindungen*) (the "German Inventions Act"), which regulates the ownership of, and compensation for, inventions made by employees. We face the risk that disputes may occur between us and our current or past employees pertaining to the sufficiency of compensation paid by us, allocation of rights to inventions under this Act or alleged non-adherence to the provisions of this Act, any of which may be costly to resolve and take up our management's time and efforts whether we prevail or fail in such dispute. In addition, under the German Inventions Act, certain employees retain rights to patents and/or utility models they invented or co-invented and disclosed to us prior to October 1, 2009. If we do not manage to have the respective third-party interests transferred to us or are unable to obtain an exclusive license to any such third-party co-owners' or owners' interest in such patents and/or utility models, such co-owners or owners may be able to transfer or license their rights to other third parties, including our competitors. In addition, we may need the cooperation of any such co-owners or owners to enforce any such patents and/or utility models against third parties, or to conclude license agreements regarding such patents and/or utility models with third parties, and such cooperation may not be provided to us. While we believe that all of our current and past German employee inventors have subsequently assigned to us their interest in inventions, patents and/or utility models they invented or co-invented, there can be no assurance that all such assignments are fully effective, which can lead to unexpected costs or economic disadvantages. Even if we lawfully own all inventions created by our employees who are subject to the German Inventions Act, we are required under German law to reasonably compensate such employees for the use of the inventions and intellectual property rights related thereto. If we are required to pay compensation or face other disputes under the German Inventions Act, our results of operations could be adversely affected. Legal representatives of legal entities, for example managing directors, whose contractual relationships with the respective entity are subject to German law and that are not subject to the German Inventions Act as well as consultants must assign and transfer their interest in inventions, patents and/or utility models they invent or co-invent to us in order for us to have any rights to



such inventions, patents and/or utility models. While we believe that all assignments have been made, there can be no assurance that all such assignments are fully effective, which may harm our business, prospects, financial condition and results of operations.

If any of our current or past employees, legal representatives of our legal entities or consultants obtain or retain ownership or co-ownership of any inventions or related intellectual property rights that we believe we own, we may lose valuable intellectual property rights and be required to acquire the respective third-party interests or to obtain and maintain licenses from such employees or legal representatives of legal entities or consultants to such inventions or intellectual property rights, which may not be available on commercially reasonable terms or at all, or may be non-exclusive. If we are unable to acquire the respective third-party interests or to obtain and maintain a license to any such employee's, legal representative's of legal entities or consultant's interest in such inventions or intellectual property rights, we may need to cease the development, manufacture, and commercialization of one or more of the products or solutions we may develop or may have developed. In addition, any loss of exclusivity of our intellectual property rights could limit our ability to stop others from using or commercializing similar or identical products and solutions. We may also face entitlement, compensation and/or damages claims from our current or past employees, legal representatives of our legal entities or consultants owning or co-owning any inventions or related intellectual property rights that we believe we own. Any of the foregoing events could materially harm our business, prospects, financial condition and results of operations.

***Third parties may assert that our employees or consultants have wrongfully used or disclosed confidential information or misappropriated trade secrets.***


Many of our employees (including our management) and consultants are currently or were previously employed at universities or other diagnostic or biopharmaceutical companies, including our competitors or potential competitors. Although we try to ensure that our employees and consultants do not use the proprietary information or know-how of others in their work for us, we may be subject to claims that we or these individuals have inadvertently or otherwise used or disclosed intellectual property, including trade secrets or other proprietary information, of a current or former employer or other third parties. Litigation may be necessary to defend against these claims. If we fail in defending any such claims, in addition to paying monetary damages, we may lose valuable intellectual property rights or personnel. Even if we are successful in defending against such claims, litigation could result in substantial costs and be a distraction to management and other employees and/or consultants. Such claims could materially harm our business, prospects, financial condition and result of operations.

In addition, while it is our policy to require our employees (including our management) and consultants who may be involved in the conception or development of intellectual property to execute agreements assigning such intellectual property to us, we may be unsuccessful in executing such an agreement with each party who, in fact, conceives or develops intellectual property that we regard as our own. The assignment of intellectual property rights may not be self-executing, or the assignment agreements may be breached, and we may be forced to bring claims against third parties, or defend claims that they may bring against us, to determine the ownership of what we regard as our intellectual property. Such claims could materially harm our business, prospects, financial condition and results of operations.

***Intellectual property rights do not necessarily address all potential threats.***

The degree of future protection afforded by our intellectual property rights is uncertain because intellectual property rights have limitations and may not adequately protect our business or permit us to maintain our competitive advantage. For example:

- others may be able to make products or solutions that are similar to any products or solutions we develop or commercialize or utilize similar technology but that are not covered by the claims of our patents or patents that we might own or license in the future;
- we might not have been the first to make the inventions covered by the issued patents or pending patent applications that we own or may own or license in the future, and this may result for example in possible rights to use the invention for the one who first made the invention; and in the invalidity of our patents;
- we might not have been the first to file patent applications covering certain of our inventions;
- others may independently develop similar or alternative technologies or duplicate any of our technologies without infringing our intellectual property rights;



- it is possible that our pending patent applications or those that we may own or license in the future will not lead to issued patents;
- our issued patents may be held invalid or unenforceable, including as a result of legal challenges by our competitors;
- our customers or competitors might conduct research and development activities in countries where we do not have patent rights and then use the information learned from such activities to develop competitive products or solutions for sale in our major commercial markets;
- we may not develop additional proprietary technologies that are patentable;
- the patents of others may harm our business; and
- we may choose not to file a patent in order to maintain certain trade secrets or know-how, and a third party may subsequently file a patent covering such intellectual property.

Should any of these events occur, they could materially harm our business, prospects, financial condition and results of operations.

#### ***Risks Relating to Our Financial Condition and Capital Requirements***

##### ***We have a history of losses and we may incur losses in the future.***

We have historically incurred losses, including total comprehensive losses of €44,720 thousand, €21,426 thousand and €20,839 thousand in the years ended December 31, 2021, 2020 and 2019, respectively. We expect our losses to continue as a result of ongoing research and development expenses and increased selling and marketing costs. These losses have had, and will continue to have, an adverse effect on our working capital, total assets, and shareholders' equity. Even if we do achieve profitability, we may not be able to sustain or increase profitability on a quarterly or annual basis. Our inability to achieve and then maintain profitability would negatively affect our business, financial condition, results of operations, and cash flows.

##### ***Failure to meet covenants under any loan facility may limit our liquidity and could result in the lenders accelerating amounts we owe to them under the facility.***

We may enter into new debt facilities in the future. The breach of any covenants under these new facilities, if not remedied or waived in time, could result in a default on our obligations and/or cause the acceleration of our outstanding debt by our lenders, which could have a material adverse impact on our business, financial condition, results of operations, cash flows, and the trading price of our securities. If we are not able to repay the loans, this may lead to the commencement of foreclosure or other enforcement actions against any of our assets securing such debt. Even if the bank would waive a covenant breach, we may be subject to an increase of interest rates or margins, respectively, as well as the payment of a waiver fine. Furthermore, the covenants as well as the breach of the covenants may impose restrictions on the way we can operate and may limit our ability to finance our future operations and capital needs and our ability to pursue business activities that may be in our interests.

##### ***We may need to raise additional capital to fund our existing operations, develop our genetic information platform, commercialize new products and solutions and expand our operations.***

If our available cash balances and anticipated cash flow from operations are insufficient to satisfy our liquidity requirements, including because of lower demand for our products or solutions as a result of other risks described herein, we may seek to sell common or preferred equity or convertible debt securities, enter into another credit facility or another form of third-party funding, or seek other debt financing.

Our ongoing efforts to expand our business will require substantial cash resources. We may consider raising additional capital in the future to expand our business, to pursue strategic investments, to take advantage of financing opportunities, or for other reasons, including to:

- increase our sales and marketing efforts to drive market adoption of our products and solutions and address competitive developments;

- fund development and marketing efforts of any future products and solutions;
- further expand our laboratory operations;
- expand our technologies into other types of diseases;
- obtain, maintain, protect and enforce existing or new intellectual property rights;
- acquire, license or invest in technologies, including information technologies;
- acquire or invest in complementary businesses or assets; and
- finance capital expenditures and general and administrative expenses.
- Our present and future funding requirements will depend on many factors, including:
  - our ability to achieve revenue growth;
  - the cost of expanding our laboratory operations and offerings, including our sales and marketing efforts;
  - our rate of progress in, and cost of the sales and marketing activities associated with, establishing adoption of our products and solutions;
  - our rate of progress in, and cost of research and development activities associated with, products and solutions in research and early development;
  - the effect of competing technological and market developments;
  - costs related to international expansion; and
  - the potential cost of and delays in research and development as a result of any regulatory oversight applicable to our products and solutions.

If we raise funds by issuing debt securities, those debt securities would have rights, preferences, and privileges senior to those of holders of our common shares. The terms of debt securities issued or borrowings pursuant to a credit or similar agreement could impose significant restrictions on our operations. Such financing, if available, may involve agreements that include covenants limiting or restricting our ability to take specific actions, such as incurring debt, making capital expenditures or declaring dividends. If additional funds are raised by issuing equity securities, existing shareholders may suffer significant dilution. If we raise funds through collaborations and licensing arrangements, we might be required to relinquish significant rights to our platform technologies or solutions, or grant licenses on terms that are not favorable to us.

Additional equity or debt financing might not be available on reasonable terms or at all. Because of our potential long-term capital requirements, we may access the public or private equity or debt markets whenever conditions are favorable, even if we do not have an immediate need for additional capital at that time. If we cannot secure additional funding when needed, we may have to delay, reduce the scope of, or eliminate one or more research and development programs or sales and marketing initiatives. In addition, we may have to work with a partner on one or more of our development programs, which could lower the economic value of those programs to us. Lastly, if we are unable to obtain the requisite amount of financing needed to fund our planned operations, it could have a material adverse effect on our business and financial position.

***We may be required to refund grants and subsidies.***

We have received various grants and subsidies to fund our research and development programs from various funding organizations. However, the Company continues to engage in efforts to secure further grants and subsidies for the next development steps of its product candidates. Some of these grants and subsidies provide for certain requirements in respect of the utilization of proceeds generated as a result of the publicly sponsored projects. For example, we received grants from the European Regional

Confinant Audit & Assurance B.V.  
 For identification purposes only.  
 Related to auditor's report  
 dated 31 May 2022.

Development Fund in order to fund our Rostock facility, which grants are limited in purpose to development and innovation in the state of Mecklenburg-Western Pomerania, Germany. Other grants which we obtain may impose restrictions on our operations, and if we are in noncompliance with the restrictions and conditions of any grant or subsidy program, a partly or complete repayment cannot be excluded. This may also apply to grants and subsidies we may apply for in the future. If we are required to refund grants or subsidies, this could have a material adverse effect on our liquidity and cash flow position and may negatively affect our business, prospects and financial conditions. In the year ended December 31, 2021, we have received a total of €168 thousand in grants for our activities.

***We incur significant costs as a result of operating as a public company and our management needs to devote substantial time to public company compliance programs.***

As a public company, we incur significant legal, accounting, and other expenses due to our compliance with regulations and disclosure obligations applicable to us, including compliance with the Sarbanes-Oxley Act, as well as rules implemented by the SEC, and the Nasdaq Global Market (“Nasdaq”). The SEC and other regulatory authorities have continued to adopt new rules and regulations and make additional changes to existing regulations that require our compliance. In July 2010, the Dodd-Frank Wall Street Reform and Consumer Protection Act (the “Dodd-Frank Act”) was enacted. There are significant corporate governance- and executive compensation-related provisions in the Dodd-Frank Act that have required the SEC to adopt additional rules and regulations in these areas. Shareholder activism, the current political environment, and the current high level of government intervention and regulatory reform may lead to substantial new regulations and disclosure obligations, which may lead to additional compliance costs and impact, in ways we cannot currently anticipate, and the manner in which we operate our business. Our management and other personnel will need to devote a substantial amount of time to these compliance programs and the monitoring of public company reporting obligations, and as a result of the new corporate governance- and executive compensation-related rules, regulations, and guidelines prompted by the Dodd-Frank Act, and further regulations and disclosure obligations expected in the future, we will likely need to devote additional time and costs to comply with such rules and regulations. These rules and regulations will cause us to incur significant legal and financial compliance costs and will make certain activities more time-consuming and costly.

To comply with the requirements of being a public company, we may need to undertake various actions, including implementing new internal controls and procedures and hiring new accounting or internal audit staff. The Sarbanes-Oxley Act requires that we maintain effective disclosure controls and procedures and internal control over financial reporting. We are continuing to develop and refine our disclosure controls and other procedures that are designed to ensure that information required to be disclosed by us in the reports that we file with the SEC is recorded, processed, summarized, and reported within the time periods specified in SEC rules and forms, and that information required to be disclosed in reports under the Exchange Act is accumulated and communicated to our principal executive and financial officers. Our current controls and any new controls that we develop may become inadequate, and additional material weaknesses in our internal control over financial reporting may be discovered in the future. Any failure to develop or maintain effective controls could adversely affect the results of periodic management evaluations and annual independent registered public accounting firm attestation reports regarding the effectiveness of our internal control over financial reporting, which we may be required to include in the periodic reports we file with the SEC under Section 404 of the Sarbanes-Oxley Act, and could harm our operating results, cause us to fail to meet our reporting obligations, or result in a restatement of our prior period financial statements. For example, we identified an error in our statement of comprehensive income for the year ended December 31, 2020 which we have corrected and restated in this filing. In the event that we are not able to demonstrate compliance with the Sarbanes-Oxley Act, that our internal control over financial reporting is perceived as inadequate, or that we are unable to produce timely or accurate financial statements, investors may lose confidence in our operating results, and the price of our common shares could decline.

We are required to comply with certain of the SEC rules that implement Section 404 of the Sarbanes-Oxley Act, which requires management to certify financial and other information in our annual reports and provide an annual management report on the effectiveness of our internal control over financial reporting, commencing with this, our second annual report. This assessment includes the disclosure of any material weaknesses in our internal control over financial reporting identified by our management or our independent registered public accounting firm. During the evaluation and testing process, if we identify one or more material weaknesses in our internal control over financial reporting or if we are unable to complete our evaluation, testing, and any required remediation in a timely fashion, we will be unable to assert that our internal control over financial reporting is effective. For further details, see “Item 6 – Controls and Procedures”.

Our independent registered public accounting firm will not be required to formally attest to the effectiveness of our internal control over financial reporting until the first annual report required to be filed with the SEC following the date we are no longer an “emerging growth company” as defined in the JOBS Act. We cannot assure you that there will not be material weaknesses or

significant deficiencies in our internal controls in the future. If we are unable to assert that our internal control over financial reporting is effective, or if our independent registered public accounting firm is unable to express an opinion on the effectiveness of our internal control over financial reporting, we could lose investor confidence in the accuracy and completeness of our financial reports, which could have a material adverse effect on the price of our common shares.

***If we fail to implement effective internal controls over financial reporting, such failure could result in material misstatements in our financial statements, cause investors to lose confidence in our reported financial and other public information and have a negative effect on the trading price of our common shares.***

Effective internal controls over financial reporting are necessary for us to provide reliable financial reports and, together with adequate disclosure controls and procedures, are designed to prevent fraud. Any failure to implement required new or improved controls, or difficulties encountered in their implementation could cause us to fail to meet our reporting obligations. Section 404 of the Sarbanes-Oxley Act of 2002 requires management of public companies to develop and implement internal controls over financial reporting and evaluate the effectiveness thereof. If we fail to design and operate effective internal controls or remediate our existing material weaknesses, it could result in material misstatements in our financial statements, impair our ability to raise revenue, result in the loss of investor confidence in the reliability of our financial statements and subject us to regulatory scrutiny and sanctions, which in turn could harm the market value of our common shares.

We will be required to disclose changes made in our internal controls and procedures and our management will be required to assess the effectiveness of these controls annually. However, for as long as we are an “emerging growth company” under the JOBS Act, our independent registered public accounting firm will not be required to attest to the effectiveness of our internal controls over financial reporting pursuant to Section 404. We could be an “emerging growth company” for up to five years after our initial public offering. An independent assessment of the effectiveness of our internal controls could detect problems that our management’s assessment might not. Undetected material weaknesses in our internal controls could lead to financial statement restatements and require us to incur the expense of remediation.

***We have identified two material weaknesses in our internal control over financial reporting and may identify additional material weaknesses in the future that may cause us to fail to meet our reporting obligations or result in material misstatements of our financial statements. If we fail to remediate our material weaknesses or if we fail to establish and maintain an effective system of internal control over financial reporting, we may not be able to report our financial results accurately or to prevent fraud.***

Effective internal controls over financial reporting are necessary for us to provide reliable financial reports and, together with adequate disclosure controls and procedures, are designed to prevent fraud. Any failure to implement required new or improved controls, or difficulties encountered in their implementation could cause us to fail to meet our reporting obligations. Section 404 of the Sarbanes-Oxley Act of 2002 requires management of public companies to develop and implement internal controls over financial reporting and evaluate the effectiveness thereof. A material weakness is a deficiency or a combination of deficiencies in internal control over financial reporting such that there is a reasonable possibility that a material misstatement of our financial statements will not be prevented or detected on a timely basis.

In connection with the preparation of our unaudited interim condensed consolidated financial statements as of and for the nine month period ended September 30, 2018, we identified a material weakness in our internal controls as of December 31, 2017, related to the lack of effectively designed review controls over judgmental and complex areas of the financial statement close process and a lack of effectively designed routine financial statement close process controls. The material weakness was not fully remediated as of December 31, 2021 and now relates to a lack of effectively designed review and monitoring financial statement close process controls, including the ability of our business to timely and appropriately communicate unexpected or new transactions to the finance function and the lack of timely and appropriate assessment of the related accounting implications of these transactions; and a lack of an effectively designed and complete general IT controls framework (including system interfaces).

In response to such material weaknesses, management hired additional senior accounting and financial professionals with the experience and knowledge necessary to supervise the financial statement closing process and review the accounting records and necessary adjustments. An additional experienced professional was also engaged to begin establishing and implementing relevant internal control procedures to address the material weaknesses identified. At the end of 2021, we completed an optimization of our accounting system and we commenced automation of certain control activities and report functionality.

Further improvement of the internal control environment of our key accounting processes was limited during 2021 due to the COVID-19 pandemic which resulted in an increase in business activities that required our focus. During 2021, we performed risk

Confinant Audit & Assurance B.V.  
For identification purposes only.  
Related to auditor's report  
dated 31 May 2022.

assessments to identify relevant financial risks, significant business processes and are designing and implementing a formalized SOX based framework for internal control. We designed and formalized policies and procedures to ensure routine transactions and complex areas of the financial statement close process are sufficiently analyzed and assessed against the requirements of IFRS and our corporate governance standards. In the year ending December 31, 2022, we intend to finalize the design and implementation of our internal control framework. Although we are working to remediate the material weaknesses as quickly and efficiently as possible, we cannot reliably estimate the duration that will be required to effectively remediate the material weaknesses.

If we are unable to successfully remediate our identified material weaknesses, if we discover additional material weaknesses or if we otherwise are unable to report our financial statements accurately or in a timely manner, we would be required to continue disclosing such material weaknesses in future filings with the SEC, which could adversely affect our business, investor confidence in our company and the market price of our common shares and could subject us to litigation or regulatory enforcement actions. As a result, shareholders could lose confidence in our financial and other public reporting, which would harm our business and the market value of our common shares.

***Raising additional capital may cause dilution to our shareholders, restrict our operations or require us to relinquish rights to our technologies or drug candidates.***

Pursuant to a securities purchase agreement and a warrant agreement, each signed with certain investors on January 31, 2022, we received € 15.0 million as consideration for the issuance by us of an aggregate of 4,479,088 common shares at a price per share of USD 3.73 and warrants initially exercisable for the purchase of up to an aggregate of 1,343,727 additional common shares at an initial exercise price per common share of USD 7.72. The warrants are exercisable immediately as of the date of issuance and will expire on December 31, 2026.

To the extent that we choose or need to raise additional capital through the sale of common shares or securities convertible or exchangeable into common shares, the ownership interest of our shareholders may be further diluted, and the terms of any such securities may include liquidation or other preferences that materially adversely affect the rights of our common shareholders.

In addition, the Company and certain of its subsidiaries entered into a debt financing agreement in the total amount of up to USD 45.0 million on January 31, 2022 (the "Loan Facility"). The Loan Facility contains customary affirmative covenants, negative covenants and events of default, including covenants and restrictions that, among other things, require the Company to satisfy a financial covenant, restrict the Company's ability to transfer cash to its subsidiaries and, in certain circumstances, restrict the Company's ability to incur liens, incur additional indebtedness, engage in mergers and acquisitions, make distributions or make asset sales without the prior written consent of the lenders thereunder. Additional debt financing, if available, would further increase our fixed payment obligations and may involve agreements that include covenants limiting or restricting our ability to take specific actions, such as incurring additional debt, making capital expenditures or declaring dividends.

If we raise funds through additional collaborations, strategic alliances or licensing arrangements with third parties, we may have to relinquish valuable rights to our intellectual property, future revenue streams, research programs or drug candidates or to grant licenses on terms that may not be favorable to us. If we are unable to raise additional funds through equity or debt financings when needed, we may be required to delay, limit, reduce or terminate our drug development or future commercialization efforts or grant rights to develop and market drug candidates that we would otherwise prefer to develop and market ourselves.

***Our results of operations could be materially adversely affected by fluctuations in foreign currency exchange rates.***

Although we report our results of operations in euro, not all of our net revenues are denominated in the euro. Unfavorable fluctuations in foreign currency exchange rates could have a material adverse effect on our results of operations.

Because our consolidated financial statements are presented in euro, we must translate revenues, expenses and income, as well as assets and liabilities, into euros at exchange rates in effect during or at the end of each reporting period. Therefore, changes in the value of the euro against other currencies will affect our net revenues, operating income and the value of balance-sheet items originally denominated in other currencies. These changes cause our growth in consolidated earnings stated in euro to be higher or lower than our growth in local currency when compared against other periods.

As we continue to leverage our global delivery model, more of our expenses are incurred in currencies other than those in which we bill for the related services. An increase in the value of certain currencies against the euro could increase costs for delivery of services at off-shore sites by increasing labor and other costs that are denominated in local currency. There can be no assurance that

our contractual provisions will offset their impact, or that our currency hedging activities, which are designed to partially offset this impact, will be successful. In addition, our currency hedging activities are themselves subject to risk. These include risks related to counterparty performance under hedging contracts and risks related to currency fluctuations. We also face risks that extreme economic conditions, political instability or hostilities or disasters of the type described below could impact our underlying exposures, perhaps eliminating them. Such an event could lead to losses being recognized on the currency hedges then in place, not offset by anticipated changes in the underlying hedge exposure.

#### ***Certain Factors Relating to Our Common Shares***

***Sales of substantial amounts of our common shares in the public market, or the perception that these sales may occur, could cause the market price of our common shares to decline.***

Sales of substantial amounts of our common shares in the public market, or the perception that these sales may occur, could cause a decline in the market price of our common shares. This could also impair our ability to raise additional capital through the sale of our equity securities. Under our articles of association, we are authorized to issue up to 79,000,000 common shares, of which 22,567,971 common shares were outstanding as of December 31, 2021. If our existing shareholders sell substantial amounts of common shares in the public market, or the market perceives that such sales may occur, the market price of our common shares and our ability to raise capital through an issue of equity securities in the future could be adversely affected.

Moreover, we have entered into a registration rights agreement entitling certain of our existing shareholders to rights, subject to conditions, to require us to file registration statements covering their shares or to include their shares in registration statements that we may file for ourselves or other shareholders. In addition, we have registered on a Form S-8 registration statement all common shares that we may issue under our new long term equity incentive plan.

As a result, these shares can be freely sold in the public market upon issuance, subject to volume limitations applicable to affiliates. If these additional shares are sold, or if it is perceived that they will be sold, in the public market, the trading price of our common shares could decline.


***We have broad discretion in the use of our cash on hand and may invest or spend it in ways with which you do not agree and in ways that may not yield a return on your investment.***

As of December 31, 2021, we had €17.8 million in cash and cash equivalents. Our management will have broad discretion in the use of such cash and could spend it in ways that do not improve our results of operations or enhance the value of our common shares. You will not have the opportunity to influence our decisions on how to use our cash on hand. The failure by our management to apply these funds effectively could result in financial losses that could harm our business, cause the price of our common shares to decline and delay the development of our product candidates. Pending its use, we may invest our cash on hand in a manner that does not produce income or that loses value.

***We are an “emerging growth company” and we cannot be certain if the reduced disclosure requirements applicable to emerging growth companies will make our common shares less attractive to investors.***

We are an “emerging growth company,” as defined in the JOBS Act, and we are taking advantage of certain exemptions from various reporting requirements that are applicable to other public companies that are not “emerging growth companies.” For example, for as long as we are an “emerging growth company” under the recently enacted JOBS Act, our independent registered public accounting firm will not be required to attest to the effectiveness of our internal control over financial reporting pursuant to Section 404 of the Sarbanes-Oxley Act. We could be an emerging growth company for up to five years. We cannot predict if investors will find our common shares less attractive because we will rely on these exemptions. If some investors find our common shares less attractive as a result, there may be a less active trading market for our common shares and our share price may be more volatile.

In addition, Section 107 of the JOBS Act provides that an emerging growth company can use the extended transition period provided in Section 7(a)(2)(B) of the Securities Act for complying with new or revised accounting standards. Given that we currently report and expect to continue to report under IFRS as issued by the IASB, we have irrevocably elected not to avail ourselves of this extended transition period and, as a result, we will adopt new or revised accounting standards on the relevant dates on which adoption of such standards is required by the IASB. Since IFRS makes no distinction between public and private companies for purposes of compliance with new or revised accounting standards, the requirements for our compliance as a private company and as a public company are the same.



***We are a foreign private issuer and, as a result, we are not subject to U.S. proxy rules and are subject to Exchange Act reporting obligations that, to some extent, are more lenient and less frequent than those of a U.S. domestic public company.***

We report under the Exchange Act as a non-U.S. company with foreign private issuer status. Because we qualify as a foreign private issuer under the Exchange Act, we are exempt from certain provisions of the Exchange Act that are applicable to U.S. domestic public companies, including (i) the sections of the Exchange Act regulating the solicitation of proxies, consents or authorizations in respect of a security registered under the Exchange Act, (ii) the sections of the Exchange Act requiring insiders to file public reports of their share ownership and trading activities and liability for insiders who profit from trades made in a short period of time and (iii) the rules under the Exchange Act requiring the filing with the SEC of quarterly reports on Form 10-Q containing unaudited financial and other specified information, or current reports on Form 8-K, upon the occurrence of specified significant events. In addition, foreign private issuers are not required to file their annual report on Form 20-F until four months after the end of each fiscal year, while U.S. domestic issuers that are accelerated filers are required to file their annual report on Form 10-K within 75 days after the end of each fiscal year. Foreign private issuers are also exempt from the Regulation Fair Disclosure, aimed at preventing issuers from making selective disclosures of material information. As a result of the above, you may not have the same protections afforded to shareholders of companies that are not foreign private issuers.

***We may lose our foreign private issuer status, which would then require us to comply with the Exchange Act's domestic reporting regime and cause us to incur significant legal, accounting and other expenses.***

We are a foreign private issuer and therefore we are not required to comply with all of the periodic disclosure and current reporting requirements of the Exchange Act applicable to U.S. domestic issuers. If in the future we are not a foreign private issuer as of the last day of the second fiscal quarter in any fiscal year, we would be required to comply with all of the periodic disclosure, current reporting requirements and proxy solicitation rules of the Exchange Act applicable to U.S. domestic issuers. In order to maintain our current status as a foreign private issuer, either (a) a majority of our common shares must be either directly or indirectly owned of record by non-residents of the United States or (b)(i) a majority of our managing directors, supervisory board members and executive officers may not be United States citizens or residents, (ii) more than 50% of our assets cannot be located in the United States and (iii) our business must be administered principally outside the United States. If we were to lose this status, we would be required to comply with the Exchange Act reporting and other requirements applicable to U.S. domestic issuers, which are more detailed and extensive than the requirements for foreign private issuers. We may also be required to make changes in our corporate governance practices in accordance with various SEC and stock exchange rules. The regulatory and compliance costs to us if we are required to comply with the reporting requirements applicable to a U.S. domestic issuer may be significantly higher than the costs we would incur as a foreign private issuer. As a result, we expect that a loss of foreign private issuer status would increase our legal and financial compliance costs and would make some activities highly time consuming and costly. These rules and regulations could also make it more difficult for us to attract and retain qualified directors.

***As a foreign private issuer and as permitted by the listing requirements of Nasdaq, we follow certain home country governance practices rather than the corporate governance requirements of Nasdaq.***

We are a foreign private issuer. As a result, in accordance with the listing requirements of Nasdaq, we are relying on home country governance requirements and certain exemptions thereunder rather than relying on the corporate governance requirements of Nasdaq. In accordance with Dutch law and generally accepted business practices, our articles of association do not provide quorum requirements generally applicable to general meetings of shareholders. To this extent, our practice will vary from the requirement of Nasdaq Listing Rule 5620(c), which requires an issuer to provide in its bylaws for a generally applicable quorum, and that such quorum may not be less than one-third of the outstanding voting shares. Although we must provide shareholders with an agenda and other relevant documents for the general meeting of shareholders, Dutch law does not have a regulatory regime for the solicitation of proxies and the solicitation of proxies is not a generally accepted business practice in the Netherlands, thus our practice varies from the requirement of Nasdaq Listing Rule 5620(b). As permitted by the listing requirements of Nasdaq, we have also opted out of the requirements of (i) Nasdaq Listing Rule 5605(d), which requires, among other things, an issuer to have a compensation committee that consists entirely of independent directors and makes determinations regarding the independence of any compensation consultants, (ii) Nasdaq Listing Rule 5605(e), which requires independent director oversight of director nominations, and (iii) Nasdaq Listing Rule 5605(b), which requires an issuer to have a majority of independent directors on its board. In addition, we have opted out of shareholder approval requirements, as included in the Nasdaq Listing Rules, for the issuance of securities in connection with certain events such as the acquisition of shares or assets of another company, the establishment of or amendments to equity-based compensation plans for employees, a change of control of the Company and certain private placements. To this extent, our practice varies from the requirements of Nasdaq Rule 5635, which generally requires an issuer to obtain shareholder approval for the issuance



of securities in connection with such events. Accordingly, you may not have the same protections afforded to shareholders of companies that are subject to these Nasdaq rules.

***Insiders continue to have substantial control over us and could limit your ability to influence the outcome of key transactions, including a change of control.***

Our principal shareholders, including certain of our managing directors, supervisory board members and executive officers and entities affiliated with them, in the aggregate, continue to beneficially own approximately 51.2% of outstanding common shares as at December 31, 2021 and 59.3% of outstanding common shares after the year-end financing. As a result, these shareholders, if acting together, are able to influence or control matters requiring approval by our general meeting of shareholders, including the election of managing directors and supervisory board members, changes to our articles of association and the approval of mergers or other extraordinary transactions. They may also have interests that differ from yours and may vote in a way with which you disagree and which may be adverse to your interests. The concentration of ownership may have the effect of delaying, preventing or deterring a change of control of our company, could deprive our shareholders of an opportunity to receive a premium for their common shares as part of a sale of our company and might ultimately affect the market price of our common shares.

***We do not anticipate paying any cash dividends in the foreseeable future.***

We currently intend to retain our future earnings, if any, for the foreseeable future, to repay indebtedness and to fund the development and growth of our business. We do not intend to pay any dividends to holders of our common shares. As a result, capital appreciation in the price of our common shares, if any, will be your only source of gain on an investment in our common shares.

***If we do pay dividends, we may need to withhold tax on such dividends payable to holders of our shares in both Germany and the Netherlands.***

We do not intend to pay any dividends to holders of our common shares. However, if we do pay dividends, we may need to withhold tax on such dividends both in Germany and the Netherlands. As an entity incorporated under Dutch law, any dividends distributed by us are subject to Dutch dividend withholding tax on the basis of Dutch domestic law. However, on the basis of the 2012 Convention between the Federal Republic of Germany and the Kingdom of the Netherlands for the avoidance of double taxation with respect to taxes on income (the "double tax treaty between Germany and the Netherlands"), the Netherlands will be restricted in imposing these taxes if we continue to be a tax resident of Germany and our place of effective management is located in Germany. See "Item 3. Key Information—D. Risk Factors—We may become taxable in a jurisdiction other than Germany and this may increase the aggregate tax burden on us." However, Dutch dividend withholding tax is still required to be withheld from dividends if and when paid to Dutch resident holders of our common shares (and non-Dutch resident holders of our common shares that have a permanent establishment in the Netherlands to which their shareholding is attributable). As a result, upon a payment of dividends, we will be required to identify our shareholders in order to assess whether there are Dutch residents (or non-Dutch residents with a permanent establishment in the Netherlands to which the common shares are attributable) in respect of which Dutch dividend tax has to be withheld. Such identification may not always be possible in practice. If the identity of our shareholders cannot be determined, withholding of both German and Dutch dividend tax may occur upon a payment of dividends.

Furthermore, the withholding tax restriction referred to above is subject to the applicability of the Multilateral Convention to Implement Tax Treaty Related Measures to Prevent Base Erosion and Profit Shifting (the "MLI") While Germany has enacted the MLI with effect as of April 1 2021, it has, so far, refrained from initiating a notification procedure vis-à-vis the Netherlands as necessary under the rules of the MLI to set into force the rules of the MLI, and neither has the Netherlands notified the applicability of the MLI towards Germany. Only if Germany decides to change its reservation with respect to the tie-breaker provision (the "MLI Tie-Breaker Reservation") included in Article 4(3) of the 2012 Convention between the Federal Republic of Germany and the Kingdom of the Netherlands for the avoidance of double taxation with respect to taxes on income, and only if the applicability of the MLI has been mutually notified by Germany and the Netherlands, we may no longer be entitled anymore to any benefits of the double tax treaty between Germany and the Netherlands, including the withholding tax restriction, provided that Germany and the Netherlands do not reach an agreement on our tax residency for purposes of the double tax treaty between Germany and the Netherlands, except to the extent and in such manner as may be agreed upon by the authorities. As a result, any dividends distributed by us may be subject to withholding tax both in Germany and the Netherlands.

In addition, a proposed law is currently pending before the Dutch parliament, namely the Emergency act conditional exit dividend tax (Spoedwet conditionele einafrekening dividendbelasting) which would, if enacted, impose a dividend withholding (exit) tax on certain deemed distributions if we cease to be a Dutch tax resident and become a tax resident of a jurisdiction that is not a

member of the EU or the EEA, when such jurisdiction does not satisfy certain conditions. In some cases, we would have a right to recover the amount of tax from our shareholders when such shareholder is not entitled to an exemption. If enacted in the form in which it is presently pending before the Dutch parliament, the proposed law will have retroactive effect to December 8, 2021.

***We may become taxable in a jurisdiction other than Germany and this may increase the aggregate tax burden on us.***

Since our incorporation we have had, on a continuous basis, our place of “effective management” in Germany. Therefore, we believe that we qualify as a tax resident of Germany on the basis of German domestic law. As an entity incorporated under Dutch law, however, we also qualify as a tax resident of the Netherlands on the basis of Dutch domestic law. However, based on our current management structure and the current tax laws of Germany and the Netherlands, as well as applicable income tax treaties, and current interpretations thereof, we believe that we are tax resident solely in Germany for the purposes of the double tax treaty between Germany and the Netherlands due to the “effective management” tie-breaker. The test of “effective management” is largely a question of fact and degree based on all the circumstances, rather than a question of law. Nevertheless, the relevant case law and OECD guidance suggest that the Company is likely to be regarded as having become a German tax resident from incorporation and remaining so if, as the Company intends, (i) most meetings of its management board are held in Germany (and none are held in the Netherlands) with a majority of directors present in Germany for those meetings; (ii) at those meetings there are full discussions of, and decisions are made regarding, the key strategic issues affecting the Company and its subsidiaries; (iii) those meetings are properly minuted; (iv) at least some of the directors of the Company, together with supporting staff, are based in Germany; and (v) the Company has permanent staffed office premises in Germany. We may, however, become subject to limited income tax liability in other countries with regard to the income generated in the respective other country, for example, due to the existence of a permanent establishment or a permanent representative in such other country.

The applicable tax laws, tax treaties or interpretations thereof may change. Furthermore, whether we have our place of effective management in Germany and are as such tax resident in Germany is largely a question of fact and degree based on all the circumstances, rather than only a question of law, which facts and degree may also change. Changes to applicable tax laws, tax treaties or interpretations thereof and changes to applicable facts and circumstances (for example, a change of board members or the place where board meetings take place), or changes in the applicable tax treaties, including a potential future change to the MLI tie-breaker reservation, may result in us also becoming a tax resident of the Netherlands or another jurisdiction (other than Germany), potentially also triggering an exit liability in Germany. As a consequence, our overall effective income tax rate and income tax expense could materially increase, which could have a material adverse effect on our business, results of operations, financial condition and prospects, which could cause our share price and trading volume to decline. However, if there is a double tax treaty between Germany and the respective other country, the double taxation of income may be reduced or avoided entirely.

***Shareholders may not be able to exercise preemptive rights and, as a result, may experience substantial dilution upon future issuances of common shares***

In the event of an issuance of common shares, subject to certain exceptions, each shareholder will have a pro rata preemptive right in proportion to the aggregate nominal value of the common shares held by such holder. These preemptive rights may be restricted or excluded by a resolution of the general meeting of shareholders or by another corporate body designated by the general meeting of shareholders. Our management board is authorized, until June 24, 2026, to issue shares or grant rights to subscribe for shares up to our authorized share capital from time to time and to limit or exclude preemptive rights in connection therewith. This could cause existing shareholders to experience substantial dilution of their interest in us.

***If equity and industry research analysts publish negative evaluations of or downgrade our common shares, the price of our common shares could decline.***

The trading market for our common shares relies in part on the research and reports that equity and industry research analysts publish about us or our business. We do not control these analysts. If one or more of the analysts covering our business downgrade their evaluations of our common shares, the price of our common shares could decline. If one or more of these analysts cease to cover our common shares, we could lose visibility in the market for our common shares, which in turn could cause our common shares price to decline.

***Our ability to use our net operating loss carryforwards and other tax attributes may be limited.***

Our ability to utilize our net operating losses (“NOLs”) is currently limited, and may be limited further, under Section 8c of the German Corporation Income Tax Act (*Körperschaftsteuergesetz*, the “KStG”) and Section 10a of the German Trade Tax Act

(*Gewerbesteuergesetz*, the “GewStG”). These limitations apply if a qualified ownership change, as defined by Section 8c KStG, occurs and no exemption is applicable.

Under current tax laws, tax loss carryforwards can generally be used for an unlimited period of time but any change of control in the Company – including as a result of a capital increase – could result in the expiry of such tax loss carryforwards and of any current year losses if, subject to further prerequisites, more than 50% of the subscribed capital or voting rights of the Company will be, directly or indirectly, transferred to an acquirer (including parties related to the acquirer constituting a group of acquirers with aligned interests) within five years or a comparable acquisition occurs. However, tax loss carryforwards and unused current losses taxable in Germany will not expire to the extent that they are covered by built in gains taxable in Germany at the time of such acquisition (Stille-Reserven-Klausel, the “Hidden-Reserves Clause”). Pursuant to the Hidden Reserves-Clause, any share transfer that would otherwise be subject to the loss forfeiture rule above does not result upon application in forfeiture of tax loss carryforwards and interest carryforwards resulting from current business operations of the Company, if the current business operations of the Company remained the same (i) from the time of its establishment; or (ii) during the last three business years prior to the share transfer and such business operations are maintained after the transfer (fortführungsgebundener Verlustvortrag). The determination of whether the business operations have been maintained is assessed on the basis of qualitative factors, such as the produced goods and services, target markets, customer and supplier bases, etc. However, the tax loss carryforwards will be forfeited in any circumstance if, after the share transfer, the business operations of the Company become dormant, are modified or substantially restructured, the Company becomes a partner in an operating partnership (Mitunternehmerschaft), the Company becomes a fiscal unity parent, or assets are transferred from the Company and recognized at a value lower than the fair market value. This requirement is monitored until the retained tax loss carryforwards have been fully utilized.

According to another appeal filed by the fiscal court of Hamburg dated August 29, 2017, Section 8c, paragraph 1, sentence 1 KStG is not in line with the German constitution. The appeal is still pending. It is unclear when the Federal Constitutional Court will decide this case. According to statements in German legal literature, there are good reasons to believe that the Federal Constitutional Court may come to the conclusion that Section 8, paragraph 1, sentence 1 KStG is not in line with the German constitution.

As of December 31, 2021, we estimate unrecognized NOL carryforwards for German tax purposes of €85.6 million available which have not yet been assessed. However, we have not recognized a deferred tax asset for tax losses carried forward in our consolidated financial statements. Future changes in share ownership may also trigger an ownership change and, consequently, a Section 8c KStG or a Section 10a GewStG limitation. Any limitation may result in the expiration of a portion or the complete tax operating loss carryforwards before they can be utilized. As a result, if we earn net taxable income, our ability to use our pre-change net operating loss carryforwards to reduce German income tax may be subject to limitations, which could potentially result in increased future cash tax liability to us.

***Although we do not believe that we were a “passive foreign investment company,” or a PFIC, for U.S. federal income tax purposes for 2021, we may be a PFIC for 2022 or one or more future taxable years. If we are a PFIC for any taxable year, U.S. shareholders may be subject to adverse U.S. federal income tax consequences.***

Under the Internal Revenue Code of 1986, as amended (the “Code”), we will be a PFIC for any taxable year in which, after the application of certain look-through rules with respect to our subsidiaries, either (i) 75% or more of our gross income consists of passive income or (ii) 50% or more of the average value of our assets (generally determined on a quarterly basis) consists of assets that produce, or are held for the production of, passive income. Passive income includes, among other things, dividends, interest, certain non-active rents and royalties, and investment gains. For these purposes cash is generally a passive asset. Goodwill is generally an active asset to the extent associated with business activities that produce active income. Based on our current operations and composition of our income and assets, and certain estimates as to the value of our assets, we do not believe that we were a PFIC for our 2021 taxable year. However, there can be no assurance that the Internal Revenue Service (the “IRS”) will agree with our conclusion. In addition, whether we will be a PFIC in 2022 or any future taxable year is uncertain because, among other things, (i) we currently own, and expect to continue to own, a substantial amount of passive assets, including cash, (ii) the value of our assets that generate non-passive income for PFIC purposes, including our intangible assets, is uncertain and may vary substantially over time (and may be determined, in large part, by reference to our market capitalization, which has been, and may continue to be, volatile) and (iii) the composition of our income may vary substantially over time. Accordingly, there can be no assurance that we will not be a PFIC for any taxable year.

If we are a PFIC for any taxable year during which a U.S. investor holds our common shares, we will continue to be treated as a PFIC with respect to that U.S. investor for all succeeding years during which the U.S. investor holds our common shares, even if we cease to meet the threshold requirements for PFIC status, unless certain exceptions apply. Such a U.S. investor may be subject to

adverse U.S. federal income tax consequences, including (i) the treatment of all or a portion of any gain on disposition as ordinary income, (ii) the application of an additional tax effectively representing deferred interest charge on such gain and the receipt of certain dividends and (iii) compliance with certain reporting requirements. We do not intend to provide the information that would enable investors to make a qualified electing fund election (a "QEF Election") that could mitigate the adverse U.S. federal income tax consequences should we be classified as a PFIC.

***If a U.S. person is treated as owning 10% or more of our stock by vote or value, such person may be subject to adverse U.S. federal income tax consequences.***

If a U.S. person is treated as owning (directly, indirectly or constructively) 10% or more of our stock by value or voting power, such person generally will be treated as a "United States shareholder" with respect to each "controlled foreign corporation" (a "CFC") in our group. A CFC is a non-U.S. corporation more than 50% of the stock (by voting power or value) of which is owned (directly, indirectly or constructively) by "United States shareholders." We have not determined whether we are a CFC. However, even if we are not a CFC, under certain ownership attribution rules our non-U.S. subsidiaries could be treated as owned by our U.S. subsidiary and thus may be treated as CFCs. A United States shareholder of a CFC may be subject to additional U.S. federal income tax liabilities and reporting requirements. We do not intend to furnish to any information that may be necessary for United States shareholders, if any, to comply with the CFC rules. U.S. investors that may be treated for purposes of the CFC rules as owning 10% of our stock by voting power or value should consult their tax advisers regarding the potential application of these rules in their particular circumstances.

***We are a Dutch public company. The rights of our shareholders are different from the rights of shareholders in companies governed by the laws of U.S. jurisdictions and may not protect investors in a similar fashion afforded by incorporation in a U.S. jurisdiction.***


We are a Dutch public company (*naamloze vennootschap*) organized under the laws of the Netherlands. Our corporate affairs are governed by our articles of association and by the laws governing companies incorporated in the Netherlands. However, there can be no assurance that Dutch law will not change in the future or that it will serve to protect investors in a similar fashion afforded under corporate law principles in the United States, which could adversely affect the rights of investors.

The rights of shareholders and the responsibilities of managing directors and supervisory board members may be different from the rights and obligations of shareholders and board members in companies governed by the laws of U.S. jurisdictions. In the performance of their duties, our managing directors and supervisory board members are required by Dutch law to consider the interests of our company, its shareholders, its employees and other stakeholders, in all cases with due observation of the principles of reasonableness and fairness. It is possible that some of these parties will have interests that are different from, or in addition to, your interests as a shareholder.

***Provisions of our articles of association or Dutch corporate law might deter acquisition bids for us that might be considered favorable and prevent, delay or frustrate any attempt to replace or remove the members of our management board or supervisory board.***

Under Dutch law, various protective measures are possible and permissible within the boundaries set by Dutch law and Dutch case law. In this respect, certain provisions of our articles of association may make it more difficult for a third party to acquire control of us or effect a change in our management board and supervisory board. These include:

- a provision that our managing directors and supervisory board members are appointed on the basis of a binding nomination prepared by our supervisory board which can only be overruled by a two-thirds majority of votes cast representing more than 50% of our issued share capital;
- a provision that our managing directors and supervisory board members may only be dismissed by the general meeting of shareholders by a two-thirds majority of votes cast representing more than 50% of our issued share capital (unless the dismissal is proposed by the supervisory board in which case a simple majority of the votes would be sufficient); and
- a requirement that certain matters, including an amendment of our articles of association, may only be brought to our shareholders for a vote upon a proposal by our management board with the approval of our supervisory board.



Furthermore, in accordance with the Dutch Corporate Governance Code, or DCGC, shareholders who have the right to put an item on the agenda for our general meeting or to request the convening of a general meeting shall not exercise such rights until after they have consulted our management board. If exercising such rights may result in a change in our strategy (for example, through the dismissal of one or more of our managing directors or supervisory directors), our management board must be given the opportunity to invoke a reasonable period of up to 180 days to respond to the shareholders' intentions. If invoked, our management board must use such response period for further deliberation and constructive consultation, in any event with the shareholder(s) concerned and exploring alternatives. At the end of the response time, our management board, supervised by our supervisory board, shall report on this consultation and the exploration of alternatives to our general meeting. The response period may be invoked only once for any given general meeting and shall not apply (i) in respect of a matter for which a response period has been previously invoked or (ii) if a shareholder holds at least 75% of our issued share capital as a consequence of a successful public bid.


Moreover, our management board, with the approval of our supervisory board, can invoke a cooling-off period of up to 250 days when shareholders, using their right to have items added to the agenda for a general meeting or their right to request a general meeting, propose an agenda item for our general meeting to dismiss, suspend or appoint one or more managing directors or supervisory directors (or to amend any provision in our articles of association dealing with those matters) or when a public offer for our company is made or announced without our support, provided, in each case, that our management board believes that such proposal or offer materially conflicts with the interests of our company and its business. During a cooling-off period, our general meeting cannot dismiss, suspend or appoint managing directors and supervisory directors (or amend the provisions in our articles of association dealing with those matters) except at the proposal of our management board. During a cooling-off period, our management board must gather all relevant information necessary for a careful decision-making process and at least consult with shareholders representing 3% or more of our issued share capital at the time the cooling-off period was invoked, as well as with our Dutch works council (if we or, under certain circumstances, any of our subsidiaries would have one). Formal statements expressed by these stakeholders during such consultations must be published on our website to the extent these stakeholders have approved that publication. Ultimately, one week following the last day of the cooling-off period, our management board must publish a report in respect of its policy and conduct of affairs during the cooling-off period on our website. This report must remain available for inspection by shareholders and others with meeting rights under Dutch law at our office and must be tabled for discussion at the next general meeting. Shareholders representing at least 3% of our issued share capital may request the Enterprise Chamber of the Amsterdam Court of Appeal, or the Enterprise Chamber (Ondernemingskamer), for early termination of the cooling-off period. The Enterprise Chamber must rule in favor of the request if the shareholders can demonstrate that:

- our management board, in light of the circumstances at hand when the cooling-off period was invoked, could not reasonably have concluded that the relevant proposal or hostile offer constituted a material conflict with the interests of our company and its business;
- our management board cannot reasonably believe that a continuation of the cooling-off period would contribute to careful policy-making; or

other defensive measures, having the same purpose, nature and scope as the cooling-off period, have been activated during the cooling-off period and have not since been terminated or suspended within a reasonable period at the relevant shareholders' request (i.e., no 'stacking' of defensive measures).

***We are not obligated to, and do not, comply with all best practice provisions of the Dutch Corporate Governance Code.***

As a Dutch public company, we are subject to the DCGC. The DCGC contains both principles and best practice provisions that regulate relations between the management board, the supervisory board and the shareholders. The DCGC is based on a "comply or explain" principle. Accordingly, companies are required to disclose in their annual reports, filed in the Netherlands, whether they comply with the provisions of the DCGC. If they do not comply with those provisions (for example, because of a conflicting Nasdaq requirement), the company is required to give the reasons for such non-compliance. The DCGC applies to Dutch companies listed on a government-recognized stock exchange, whether in the Netherlands or elsewhere, including Nasdaq. We do not comply with all best practice provisions of the DCGC. This may affect your rights as a shareholder and you may not have the same level of protection as a shareholder in a Dutch company that fully complies with the DCGC.



***Our share price might fluctuate, as a result of which you could lose a significant part of your investment.***

The market price of our common shares may fluctuate significantly in response to numerous factors, many of which are beyond our control, including:

- financial analysts ceasing to cover our common shares or changes in financial estimates by analysts;
- actual or anticipated variations in our operating results;
- changes in financial estimates by financial analysts, or any failure by us to meet or exceed any of these estimates, or changes in the recommendations of any financial analysts that elect to follow our common shares or the shares of our competitors;
- announcements by us or our competitors of significant contracts or acquisitions;
- future sales of our shares; and
- investor perceptions of us and the industries in which we operate.

In addition, the stock market in general has experienced substantial price and volume fluctuations that have often been unrelated or disproportionate to the operating performance of particular companies affected. These broad market and industry factors may materially harm the market price of our common shares, regardless of our operating performance. In the past, following periods of volatility in the market price of certain companies' securities, securities class action litigation has been instituted against these companies. This litigation, if instituted against us, could adversely affect our financial condition or results of operations.

***Claims of U.S. civil liabilities may not be enforceable against us.***

We are organized and existing under the laws of the Netherlands, and, as such, under Dutch private international law rules the rights of our shareholders and the civil liability of our directors and executive officers are governed in certain respects by the laws of the Netherlands. The ability of our shareholders in certain countries other than the Netherlands to bring actions against us, our directors and executive officers may be limited under applicable law. In addition, substantially all of our assets are located outside the United States.

As a result, it may not be possible for investors to effect service of process within the United States upon us or our directors and executive officers or to enforce against them or us in U.S. courts, including judgments predicated upon the civil liability provisions of the federal securities laws of the United States. In addition, it is not clear whether a Dutch court would impose civil liability on us or any of our directors and executive officers in an original action based solely upon the federal securities laws of the United States brought in a court of competent jurisdiction in the Netherlands.

As of the date of this Annual Report, the United States and the Netherlands do not have a treaty providing for the reciprocal recognition and enforcement of judgments, other than arbitration awards, in civil and commercial matters. With respect to choice of court agreements in civil or commercial matters, it is noted that the Hague Convention on Choice of Court Agreements entered into force for the Netherlands, but has not entered into force for the United States. Accordingly, a judgment rendered by a court in the United States, whether or not predicated solely upon U.S. securities laws, would not automatically be recognized and enforced by the competent Dutch courts. However, if a person has obtained a judgment rendered by a court in the United States that is enforceable under the laws of the United States and files a claim with the competent Dutch court, the Dutch court will in principle give binding effect to a foreign judgment if (i) the jurisdiction of the foreign court was based on a ground of jurisdiction that is generally acceptable according to international standards, (ii) the judgment by the foreign court was rendered in legal proceedings that comply with the Dutch standards of proper administration of justice including sufficient safeguards (*behoorlijke rechtspleging*), (iii) binding effect of such foreign judgment is not contrary to Dutch public order (*openbare orde*) and (iv) the judgment by the foreign court is not incompatible with a decision rendered between the same parties by a Dutch court, or with a previous decision rendered between the same parties by a foreign court in a dispute that concerns the same subject and is based on the same cause, provided that the previous decision qualifies for recognition in the Netherlands. Even if such a foreign judgment is given binding effect, a claim based thereon may, however, still be rejected if the foreign judgment is not or no longer formally enforceable.

Based on the lack of a treaty as described above, U.S. investors may not be able to enforce against us or our directors, representatives or certain experts named herein who are residents of the Netherlands or countries other than the United States any judgments obtained in U.S. courts in civil and commercial matters, including judgments under the U.S. federal securities laws.

The United States and Germany currently do not have a treaty providing for the reciprocal recognition and enforcement of judgments, in civil and commercial matters. Consequently, a final judgment for payment or declaratory judgments given by a court in the United States, whether or not predicated solely upon U.S. securities laws, would not automatically be recognized or enforceable in Germany. German courts may deny the recognition and enforcement of a judgment rendered by a U.S. court if they consider the U.S. court not to be competent or the decision to be in violation of German public policy principles. For example, judgments awarding punitive damages are generally not enforceable in Germany. A German court may reduce the amount of damages granted by a U.S. court and recognize damages only to the extent that they are necessary to compensate actual losses or damages.

In addition, actions brought in a German court against us, our managing directors, our supervisory board members, our senior management and the experts named herein to enforce liabilities based on U.S. federal securities laws may be subject to certain restrictions. In particular, German courts generally do not award punitive damages. Litigation in Germany is also subject to rules of procedure that differ from the U.S. rules, including with respect to the taking and admissibility of evidence, the conduct of the proceedings and the allocation of costs. German procedural law does not provide for pre-trial discovery of documents, nor does Germany support pre-trial discovery of documents under the 1970 Hague Evidence Convention. Proceedings in Germany would have to be conducted in the German language and all documents submitted to the court would, in principle, have to be translated into German. For these reasons, it may be difficult for a U.S. investor to bring an original action in a German court predicated upon the civil liability provisions of the U.S. federal securities laws against us, our managing directors, our supervisory board members, our senior management and the experts named in this Annual Report.

Based on the foregoing, there can be no assurance that U.S. investors will be able to enforce against us or management board members, supervisory board members and executive officers or certain experts named herein who are residents of or possessing assets in the Netherlands, Germany, or other countries other than the United States any judgments obtained in U.S. courts in civil and commercial matters, including judgments under the U.S. federal securities.

### 3. INFORMATION ON THE COMPANY

#### 3.1. History and Development of the Company

Centogene was founded by our former CEO, Prof. Arndt Rolfs, in 2006 in Rostock, Germany. In connection with our initial public offering, which closed on November 12, 2019, we executed a corporate reorganization whereby Centogene B.V., which was incorporated on October 11, 2018, was converted into Centogene N.V. and Centogene N.V. became the holding company for Centogene AG, which remains our principal operating subsidiary. Centogene N.V. is a Dutch public company (*naamloze vennootschap*) organized under the laws of the Netherlands and our legal and commercial name is Centogene N.V.

In July 2020, we completed a follow-on public offering of 3,500,000 common shares of the Company (the "Follow-on Equity Offering"), consisting of 2,000,000 common shares offered by the Company and 1,500,000 common shares offered by selling shareholders at a price to the public of \$14.00 per common share (i.e., €12.71 per share). Aggregate offering proceeds, net of underwriting discounts, commissions and transaction costs, to the Company were €22 million. On March 5, 2020, the Company resolved that Centogene AG shall be converted into a German limited liability company and renamed Centogene GmbH. Such conversion became effective upon the registration in the German commercial register on June 29, 2020, and was therefore completed in the financial year ending December 31, 2020.

Our principal executive offices are located at Am Strande 7, 18055 Rostock, Germany and our additional offices are in Berlin (Germany), Cambridge (Massachusetts, United States), Vienna (Austria), Dubai (United Arab Emirates), Delhi (India) and Zug (Switzerland). Since November 7, 2019, our common shares have traded on Nasdaq under the symbol "CNTG." Our agent for service of process in the United States is Cogency Global, located at 10 East 40<sup>th</sup> Street, 10<sup>th</sup> Floor, New York, NY 10016.

We are an emerging growth company and as such, we are eligible to, and intend to, take advantage, for up to five years, of certain exemptions from various reporting requirements applicable to other public companies that are not Emerging Growth Companies, such as not being required to comply with the auditor attestation requirements of Section 404 of the Sarbanes-Oxley Act of 2002.

We will remain an emerging growth company until the earliest of: (i) the last day of our fiscal year during which we have total annual gross revenues of at least \$1.07 billion; (ii) the last day of our fiscal year following the fifth anniversary of the closing of our initial public offering; (iii) the date on which we have, during the previous three-year period, issued more than \$1.0 billion in non-convertible debt; (iv) the date on which we are deemed to be a Large Accelerated Filer under the Exchange Act, with at least \$700 million of equity securities held by non-affiliates.

Our capital expenditures for 2021, 2020 and 2019 amounted to €5,702 thousand, €16,547 thousand and €7,576 thousand, respectively. These expenditures were primarily for property, plant and equipment and intangible assets. For further details see Item 4B below.

The SEC maintains an Internet website that contains reports and other information about issuers, like us, that file electronically with the SEC. The address of that website is [www.sec.gov](http://www.sec.gov). Our website can be found at [www.centogene.com](http://www.centogene.com). The information on our website is not incorporated by reference into this Annual Report, and you should not consider information contained on our website or any websites mentioned in this Annual Report to be part of this Annual Report.

### 3.2 Business Overview

We are a strong partner for patients, physicians, and biopharma companies, from diagnostics to discovery, clinical development, market access & expansion in rare, metabolic, and neurodegenerative diseases. We are a commercial-stage company that transforms real-world clinical and multi-omics data into superior insights to the diagnosis, drug discovery and treatment of rare disease patients. We are developing a global proprietary rare disease platform based on our real-world data and biological repository representing approximately 650,000 individuals from over 120 different countries as of December 31, 2021. Our platform includes epidemiologic, phenotypic and genetic and multi-omics data that reflects a global population, and also a biobank of these patients' biological samples. We believe this represents the only platform that comprehensively analyzes multi-level data to improve the understanding of rare, metabolic, and neurodegenerative hereditary diseases, which can aid in the identification of patients and improve our pharmaceutical partners' ability to bring orphan drugs to the market. As of December 31, 2021, we collaborated with 33 pharmaceutical partners on projects targeting over 46 different rare diseases.

A rare disease, by definition in the United States, is a disease that affects 200,000 or fewer people. However, with over 7,000 currently identified rare diseases, they in aggregate affect more than 350 million people globally. Rare diseases can be severe and often take years to diagnosis. On average it takes six to eight years for a patient with a rare disease to be diagnosed. This underscores the significant unmet need for high-quality genetic or other information in the rare disease space for the early identification and effective treatment of patients. Despite legislative initiatives and continued investment in rare disease drug development, significant unmet need still exists. Of the 7,000 identified rare diseases, it is estimated that 80%, or 5,600, have a genetic origin and, of these rare hereditary diseases, less than 5%, have an FDA approved treatment. The introduction of new treatments and development of cost-effective drugs are constrained by a number of factors including: a lack of high-quality information regarding the clinical heterogeneity of medical symptoms, lack of comprehensive and curated medical data, difficulties in the early identification of patients, lack of biomarkers and difficulties in understanding market size and epidemiology.

Our business is comprised of solutions for both physicians and their patients, as well as biopharma/ pharmaceutical companies. Our diagnostics solution typically starts with specialist physicians requesting diagnostic information to identify or confirm a rare disease by sending us their patients' blood samples on our proprietary dried blood spot collection kit that bears the CE Mark - the CentoCard. With highly advanced technology, our BioDatabank and our team of medical experts, we then deliver reports back to the physicians that contain what we believe is critical information containing genetic, proteomic, metabolomic information, or some combination, depending on what is most salient for each case. We also input this data to our Centogene BioDatabank.

For our pharmaceutical partners, we are able to provide various valuable information using our platform. For instance, with the access to the data in our repository and biomaterials in our biobank, we have successfully developed biomarkers by applying highly sophisticated tools, including mass spectrometry technologies, together with artificial intelligence capabilities in an efficient and cost effective manner. Biomarkers are important in orphan drug development as well as post commercialization monitoring, by demonstrating the efficacy of existing and new drugs, performing longitudinal monitoring and informing necessary titration for individual rare disease patients. Newly identified biomarkers may also have the potential to become validated disease modifiers, opening up opportunities for new therapeutic approaches. As of December 31, 2021, we have developed 11 biomarkers covering 10 diseases. We have also commercialized many biomarkers as laboratory developed tests for AADC deficiency, Fabry disease, Gaucher disease, Niemann-Pick Type A/B and Niemann-Pick Type C diseases.



In December 2018, the FDA issued a statement that supports the use of real-world evidence to accelerate drug development and to monitor the safety of drugs after they have been commercialized. Moreover, in February 2019, the FDA also issued a revised draft guidance for drug discovery in rare diseases, including a discussion of the benefits of using biomarkers as surrogate endpoints (the outcomes of which can be measured against therapy effectiveness in clinical trials). We believe that this guidance from FDA, acknowledging the benefits of the use of both real-world evidence and biomarkers, further validates the value of our global proprietary rare disease platform and our biomarkers.

We historically have offered solutions to our pharmaceutical parties and clients through two business segments. In addition, the COVID-19 pandemic, which began in December 2019, resulted in our recognizing, as of the beginning of Q3 2020, a separate reportable segment comprising our COVID-19 diagnostics business. Our historical business segments – pharmaceutical and diagnostics – remain our core business segments. Our pharmaceutical segment provides a variety of products and services to our pharmaceutical partners, including target discovery, early patient recruitment and identification, epidemiological and patient population sizing insights, biomarker discovery and patient monitoring and follow-up. Our information platforms, our access to rare diseases patients and their biomaterials and our ability to develop proprietary technologies including biomarkers enable us to provide services to our pharmaceutical partners in all phases of the drug development process as well as post-commercialization. Revenues in our pharmaceutical segment are generated primarily from collaboration agreements with our pharmaceutical partners, which are structured on a fee per analysis basis, milestone basis, fixed fee basis, royalty basis or a combination of these. For the year ended December 31, 2021, €15,641 thousand, or 8.2%, of our total revenues were derived from our pharmaceutical segment. For the year ended December 31, 2020, €16,951 thousand, or 13.2%, of our total revenues were derived from our pharmaceutical segment.

Our diagnostics segment provides targeted genetic sequencing and diagnostics services to patients through our distribution partners and clients, who are typically physicians, labs or hospitals. Since our inception in 2006, we have been spearheading advanced diagnostic solutions using advanced technologies and techniques applied across multiple analysis. As of December 31, 2021, we believe we offer the broadest diagnostic testing portfolio for rare diseases, covering over 19,000 genes using over 10,000 different tests.

Revenues from our diagnostics segment are typically generated by set fees per diagnostic test or per bundle of diagnostic tests under contracts with our clients. For the year ended December 31, 2021, €27,900 thousand, or 14.7%, of our total revenues were derived from our diagnostics segment. For the year ended December 31, 2020, €22,108 thousand, or 17.2%, of our total revenues were derived from our diagnostics segment.


We continuously work on expanding our medical and genetic knowledge of rare genetic diseases. We work with renowned international scientific and academic institutions on a variety of groundbreaking research projects involving a significant number of rare genetic disease patients.

The test requests that we receive from our customers in our pharmaceutical segment, our diagnostics segment, as well as from research projects yield a rich collection of genetic and biochemical data which are used to map out phenotype-genotype correlations and continuously enrich and improve the quality of our database.

For the year ended December 31, 2021, we received over 120,800 test requests in total for both our pharmaceutical and diagnostics segments, as well as for our internal research projects, bringing the total number of test requests received in the period from January 1, 2016 to December 31, 2021 to approximately 639,500. Compared to the total number of patients in our repository as of December 31, 2021, this shows that approximately 86% of our data and biomaterials came from the last five years, which is an important factor when it comes to recruiting patients for clinical trials and clinical studies, considering the short average life expectancy of rare disease patients.

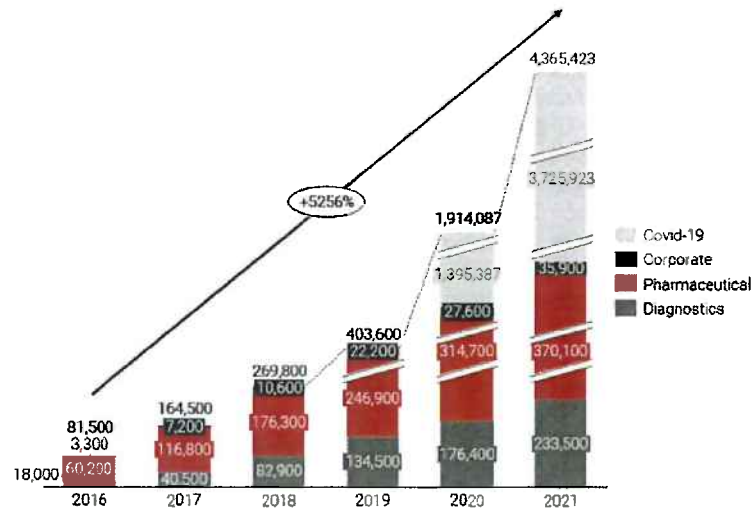
Revenues generated through the COVID-19 segment for the year ended December 31, 2021 represented 77.1% of our total revenues. To support its test offerings, we acquired laboratory facilities and equipment, developed a Corona Test Portal and leased laboratory space at several locations in Germany. Total investments in COVID-19 testing during the year ended December 31, 2021 amounted to €2.8 million, of which €2.4 million, are included in property, plant and equipment. An amount of €0.4 million is included in intangible assets and relates to the development of the Corona Test Portal.

The graphic below shows the cumulative test requests for the diagnostics, pharmaceutical and COVID-19 segments, as well as test requests received for our internal research projects during the period from January 1, 2016 to December 31, 2021. The testing



expenses relating to requests received for our internal research projects were included in Corporate as they did not generate any revenue and cannot be allocated to either of our three business segments.

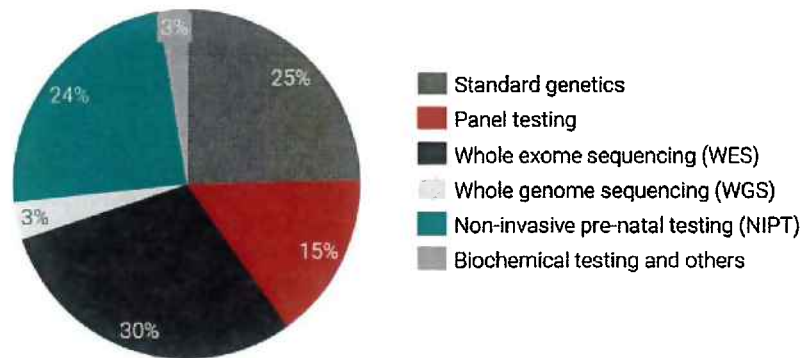
Cumulative order intakes: Jan 1, 2016, to Dec 31, 2021



For the fraction of the pharmaceutical, diagnostics and corporate tests, for which we have optional research consent from the patients in our BioDatabank, we are able to retest their biomaterials in our biobank.

The graphic below shows the cumulative 233,500 test requests received from our diagnostics segment in the period from January 1, 2016 to December 31, 2021, split by different type of analysis.

Diagnostic # orders split by type: Jan 1, 2016, to Dec 31, 2021



“Standard genetic” testing includes our single gene, CNV and mutation quantification products.

From our inception in 2006, Centogene has been focused on changing the way patients with rare diseases are treated. Our laboratory at our headquarters in Rostock, Germany, as well as our Cambridge, Massachusetts facility, are equipped with the most advanced technologies from thirteen different diagnostic platforms and, as of December 31, 2021, together employ approximately 808 highly qualified personnel (including consultants) from over 55 nationalities. In addition to our laboratories, we have sales and

administrative offices located in Berlin (Germany), Cambridge (Massachusetts, United States), Vienna (Austria), Dubai (United Arab Emirates), Delhi (India) and Zug (Switzerland), allowing us to further expand our international footprint.

### **Strategy**


Our strategic objective is to be an essential partner for patients, physicians, and biopharma companies, from diagnostics to discovery, clinical development, market access & expansion in rare, metabolic and neurodegenerative diseases. We aim to improve the diagnosis and treatment of rare, metabolic, and neurodegenerative diseases by transforming real-world clinical and genetic and multi-omics data into actionable information for patients, physicians, and pharmaceutical companies, and unlocking critical knowledge that will guide and accelerate orphan drug development. To achieve this objective, our strategy is to:

- **Transform the rare disease landscape by applying precision medicine more comprehensively.** Rare diseases affect patients of all ages and ethnicities, across the world. We are focused on creating broader awareness of the challenges these patients and their families face, including the lack of accurate and up-to-date diagnostic solutions and the lack of effective therapies. We leverage our global network to access patient populations of varying ethnicities and continue to expand our existing data repository, which we believe is the world's largest repository for rare hereditary diseases. We believe this central source of knowledge will allow us to apply precision medicine more comprehensively, which will enable more accurate diagnosis as well as support the more efficient discovery and development of effective new treatment solutions for rare hereditary disease patients.
- **Further our leadership position in rare diseases and continue to build upon our data BioDatabank, which we believe is the world's largest, and most comprehensive repository for rare disease patient data.** Since our Company's founding in 2006, we have been focused on collecting clinical, phenotypic and genomic data for patients with rare hereditary diseases. We plan to continue growing this repository of information and biological samples through the identification of additional patients by expanding our clinical network, which will facilitate more effective new drug development. This synergistic model will allow us to maintain our competitive advantage of having what we believe is the world's largest curated data and sample repository for rare hereditary diseases.
- **Accelerate the discovery and development of orphan drugs for new and existing pharmaceutical partners.** We are focused on leveraging our vast knowledge-base to support drug development for the rare disease industry in various ways. We intend to continue expanding the scope of these collaborations as well as our network of partners, and in particular commencing our collaboration at an earlier stage of the drug development by our partners. Our services span the full spectrum of diagnostics, drug discovery and development, including *in vitro* molecular screening (or target discovery), clinical development, incl. epidemiological studies, biomarker development as well as patient recruitment and identification, and to market access & expansion. We believe this offering supports the speed and efficiency of our pharmaceutical partners' drug development efforts and accelerate bringing new diagnostic and treatment solutions to rare hereditary disease patients. In the most attractive areas, we may establish and pursue our own discovery programs or co-invest into partnered programs. This includes the building up of our Disease Avatars.
- **Evolve our business to share in more of the value we provide to our pharmaceutical partners.** Our database is also valuable beyond drug discovery, as the biomarkers can be relevant for patient stratification and monitoring. Our database has multiple additional applications such as patient identification for therapeutic trials and treatment. For example, by identifying patients with a specific characteristic that are eligible for a clinical trial, we can reduce the time of clinical trial patient enrollment for our pharmaceutical partners. Reducing this enrollment time is often critically important in rare disease as the small number of patients of each disease can cause long enrollment periods.

### **Rare Disease Overview**

#### **Overview**

The Rare Diseases Act of 2002 defines a rare disease as having a prevalence of fewer than 200,000 affected individuals in the United States. In the European Union, orphan drug designation is intended to promote the development of drugs for the diagnosis, prevention or treatment of life-threatening or chronically debilitating conditions affecting not more than one in 2,000 persons in the European Union and for which no satisfactory method of diagnosis, prevention, or treatment has been authorized (or the product would be a significant benefit to those affected).



The National Institutes of Health lists more than 7,000 disorders that qualify as rare diseases. A wide range of conditions qualify as rare diseases and include, but are not limited to:

- Lysosomal storage disorders such as Gaucher disease, Fabry disease, Pompe disease, the mucopolysaccharidosis disorders, Farber disease, Niemann-Pick disease and Metachromatic leukodystrophy;
- Neurologic and neuromuscular disorders such as Huntington's disease, Spinal Muscular Atrophy, Duchenne Muscular Dystrophy and Neuronal ceroid-lipofuscinosis type 2; and
- Non-malignant hematological disorders such as paroxysmal nocturnal hemoglobinuria, atypical hemolytic uremic syndrome, hemophilia and hemoglobinopathies such as sickle cell disease and  $\beta$ -thalassemia.

According to research published in the European Journal of Human Genetics in September 2019, a conservative, evidence-based estimate for the population prevalence of rare diseases is 3.5-5.9%, which equates to 263 to 446 million people affected globally at any point in time. According to the International Rare Diseases Research Consortium, there were over 800 new rare diseases identified between 2010 and 2019.

### ***Cause of Rare Diseases***

While there are many causes of rare diseases, approximately 5,600 are due to genetic mutations which are hereditary and passed from one generation to the next. Genes direct the production of proteins, make up body structures like organs and tissue, as well as control chemical reactions and carry signals between cells. If a cell's DNA is mutated, a dysfunctional protein may be produced, which can lead to a disease. Therefore, one way in which rare diseases can be diagnosed is by identifying the specific mutations in a patient's DNA, even without the manifestation of physical symptoms. To date, there are estimated to be approximately 4,700 rare genetic diseases that can be diagnosed by diagnostic sequencing tools. Despite these advancements in science and availability of next-generation sequencing ("NGS") technologies, rare diseases are complex and an underlying genetic cause for approximately 1,400 rare diseases is still unknown.


In addition, new genetic mutations associated with identified rare diseases are discovered every year, and as a result, rare genetic diseases that can be diagnosed need to be continuously updated with the new information, otherwise the diagnosis provided becomes inaccurate over time. Furthermore, capabilities to deeply characterize patients with rare genetic variants including RNA (transcriptomic) analysis, peptide and protein (proteomic) analysis, and functional assays and metabolite (metabolomic) analysis help significantly to delineate mechanisms of disease and thereby characterize molecular markers of disease beyond the "naked" disease causing variants which is captured through DNA sequencing.

### ***Manifestation and Diagnosis of Rare Diseases***

Because of phenotypic heterogeneity, rare disease manifestations vary in onset and severity and many rare diseases exhibit a number of variations or sub-types. Almost 70% of the rare genetic diseases are pediatric onset, which means symptoms may be observed at birth or in childhood, as is usually the case with Spinal Muscular Atrophy, neurofibromatosis and chondrodysplasia. The remaining rare genetic diseases manifest symptoms during adulthood. Given the delayed onset and large variance in the symptoms that can manifest, the vast majority of these patients are misdiagnosed, years after the onset of symptoms the true molecular etiology is often not yet identified.

Given the multifaceted genetic and phenotypical nature of rare diseases, diagnosis is complex and requires specialist knowledge. It is often difficult for rare disease patients to find healthcare professionals with adequate experience. If diagnosis, treatment and management are not led by specialists, it may result in an incorrect diagnosis and inappropriate treatment, which can result in poorer patient outcomes. In addition, comprehensive phenotypical information on rare diseases is not always captured, and as a result, symptoms are often misinterpreted and patients are often not properly diagnosed, in particular when patients with such symptoms present to physicians who have never encountered rare diseases before. Even though genetic testing is the current accepted standard for making a diagnosis, these tests are not readily available to general practitioners on a global scale. Furthermore, there are still knowledge barriers that prevent the full interpretation of data obtained from such tests.

Delay to diagnosis is commonly experienced by patients and is due to poor awareness of rare diseases by health professionals, limited availability of molecular testing, and the small number of patients affected. This delay in diagnosis can be significant for many patients and may lead to irreversible progression of the patient's condition, in particular when children are



suffering from rare diseases. For example, in the United Kingdom and the United States, the average time to obtain a correct diagnosis for rare diseases was found to be five to seven years, and in this time there were two to three incorrect diagnoses for a given condition. Pediatric rare disease patients can experience an even more significant delay in diagnosis. Across both pediatric and adult patient populations, approximately 90% of rare disease patients are typically undiagnosed. For example, the National Institutes of Health estimate that there are approximately 50,000 Fabry disease patients in the United States, whereas only 4,000 to 5,000 are currently diagnosed. As a result of incorrect and delayed diagnosis, unnecessary tests and treatments are often carried out and in some cases treatment windows are missed entirely.

### ***Regulatory Environment and Current Market***

The COVID-19 pandemic, which began in December 2019 in China and has spread worldwide, has caused many governments to implement measures to slow the spread of the outbreak through quarantines, travel restrictions, heightened border scrutiny and other measures. We have taken a series of actions aimed at safeguarding our employees and business associates, including implementing a work-from-home policy for employees except for those related to our laboratory operations. These disruptions could result in increased costs of execution of operational plans or may negatively impact our business due to its negative impact on the global economy.

For more information on the impact of the COVID-19 outbreak on our business and financial results, please see “Item 3. Key Information—D. Risk Factors—The COVID-19 pandemic could adversely impact our business and results of operations.”

Orphan drug legislation in the United States has made significant improvements in encouraging the development of new drugs to treat rare diseases. Since the passage of the Orphan Drug Act and subsequent amendments to the orphan drug regulations, the FDA has granted over 5,000 orphan drug designations. Moreover, the FDA’s Center for Drug Evaluation and Research (“CDER”) approved 50 novel drugs in 2021, among which 52% were approved for treatment of orphan diseases, down from 58% in the previous year. During the year ended December 31, 2021, CDER has approved more than twice as many orphan drugs than in the previous 10 years, with a total of 221 novel orphan drugs approved from 2012 to 2021, as compared to 79 approvals for the period from 2003 to 2012.

In the United States, orphan drug designation allows the drug sponsor to benefit from incentives for the development of these products up to marketing approval. The measures apply to all stages of drug development and include tax credits on clinical research, waiver of certain application fees and marketing exclusivity for seven years. In addition, more than \$400 million was provided by the FDA’s Orphan Products Clinical Trials Grants Program over the last three decades and led to the approval of more than 60 different drugs for rare diseases. In the European Union, financial incentives including fee reductions or waivers are available and market exclusivity is granted for ten years.

Due to these legislative initiatives, there has been an increase in investment and activity in the rare disease drug development space. According to a new report from Global Genes, a leading rare disease advocacy organization, investment in rare diseases is gaining momentum. In 2021, drug developers invested a total of US\$22.9 billion for research on rare disorders, an increase of 28% compared to 2020. It is estimated that Orphan invoice spending has been increasing at a rate of over 14% for the last five years, and faster than other specialty or traditional drugs for the past four years. These investments are expected to lead to the approval of new rare disease drugs, which, according to market research, are expected to grow at a CAGR of 11.2% from 2019 to 2024 to \$217 billion, capturing approximately 18% of worldwide prescription sales.

### **Key Challenges in Rare Disease Drug Development**

Despite the legislative initiatives to encourage orphan drug development and the consequent increase in investment and activity in the rare disease drug development space, significant unmet needs still exist. Of the 5,600 rare hereditary diseases, very few rare hereditary diseases have an FDA approved treatment. The limited number of treatments available for rare diseases is the greatest challenge for patient care and is based on the lack of research on rare diseases and barriers in developing and commercializing treatments.

We believe the following summarizes the key challenges clinicians and the pharmaceutical industry are facing today:

***Lack of high-quality medical data as a result of:***


- ***Lack of phenotypic understanding.*** For many diseases, the symptoms are non-specific and often do not fit the typical picture of the disease. Due to their phenotypic heterogeneity, rare diseases have highly diverse clinical manifestations and unpredictable progression rates. These factors make it difficult for physicians to make an accurate diagnosis and determine an optimal treatment strategy.
- ***Lack of comprehensive and curated information.*** A full understanding of the causes of a rare disease requires proteomic, metabolomic and genomic information at a genetic level, as well as detailed clinical information. Moreover, thorough medical validation processes must be conducted to ensure the quality of this information. While there are a few, limited rare disease databases available to the market, such as parts of ClinVar and HGMD, they are not specifically set up to service the rare disease industry and, due to their nature, lack medical curation. Consequently, this limits the accuracy and utility of that data for clinical diagnoses and decision-making.
- ***Lack of ethnically diverse datasets.*** The majority of existing rare disease datasets only capture individuals in developed regions of the world, where healthcare expenditure is disproportionately higher. This disparity yields population datasets that are specific to such regions and does not capture the full ethnic and hereditary nature that may be present in various rare diseases. For example, as published in *Nature*, despite the fact that unique genetic mutations are present across many different ethnicities, 87% of all genetic datasets are of European descent.

***Difficulties in the early identification of patients.*** Identifying rare disease patients is difficult given the small patient population for each rare disease. In addition, the population for each of the rare diseases is typically also scattered and diverse, which makes it more difficult to gain access to patients and collect sufficient real-world data to perform meaningful analyses to obtain a better understanding of the rare diseases. The lack of sufficient understanding of the clinical manifestations of rare disease makes it even more challenging to derive accurate diagnoses. The ability to access relevant patients with a particular rare disease and to access appropriate expertise, a network and dataset via the biobank, improves the accuracy of disease identification and facilitates the development of new treatments and diagnostic procedures.

***Lack of biomarkers.*** The small patient populations, phenotypic heterogeneity, homogenous datasets and lack of curated information for rare diseases all impede biomarker discovery. Without an identified biomarker, the ability to diagnose and ultimately treat a patient in a timely manner is diminished. Delayed diagnoses and limited knowledge of available treatments can lead to incorrect patient management, further disease progression and/or invasive or detrimental treatments. For example, patients suffering from Gaucher disease and Cystic Fibrosis can have average life expectancies of only eleven years and one year, respectively, if no treatments are available, leaving limited time for effective treatment if not diagnosed early. In addition, the lack of an identified biomarker can create hurdles in obtaining drug approval as biomarkers can be beneficial in clinical development, specifically in monitoring how effectively a patient is treated by a drug.

***Difficulties in orphan drug development and commercialization as a result of:***

- ***Clinical Trial Recruitment.*** Relevant patient populations are typically spread across large geographical regions, making adequate patient recruitment for clinical trials particularly difficult, which can delay development.
- ***Trial Design and Dose Selection.*** Small patient populations do not allow for multiple parallel studies in the same indication. This also applies to dosages, where the number of dose levels studied may be limited by the practical considerations of running a trial. As a result of these limitations, careful thought must be given to study design in order to optimize clinical trial success.
- ***Patient Management.*** In an orphan drug trial, clinical management of individual patients can be difficult. Understanding the burden of disease and managing the patient and family experience within a study is key. Because of the progressive nature of many rare diseases, it is crucial to enroll patients at a time where treatment has the highest potential to be effective.



- *Eligibility Criteria.* Eligibility criteria influences the type of patient eligible to participate in a clinical study. Consequently, this dynamic interferes with the establishment of a database that captures clinical efficacy and safety data which can be extrapolated to a larger network of patients with the same disorder.
- *Understanding the End Market.* Obtaining accurate epidemiological data is crucial for pharmaceutical companies to appropriately size the ultimate end market for a given drug in development. Given the small patient populations, it can be a challenge for pharmaceutical companies to recover the costs of rare disease drug development. As a result, this may impede initial investment in rare disease therapies.
- *Market Traction.* Once a rare disease drug is commercialized, the limited number of identified patients and challenges associated with diagnosis make it difficult for physicians and pharmaceutical companies to find individuals who would benefit from an approved therapy. In order to more successfully market a commercial drug, improved datasets are needed to aid in patient identification.

## **Our Vision**

We have an integrated approach with a detailed, global understanding of the genetic basis and the clinical phenotype of rare hereditary diseases, which we believe will unlock the ability to target rare, metabolic, and neurodegenerative diseases and provide critical knowledge that will guide drug development and monitoring, and ultimately improve patient care. We perform analysis on the patients' data that we receive from our pharmaceutical and diagnostics businesses as well as from our research projects using a multi-omics approach, which combines genomics, proteomics, metabolomics and phenomics. The combination of multi-omics provides deep insights in the pathogenesis of rare hereditary diseases. The value in such a holistic diagnostics process has resulted in a shift from data generation to interpretation-based diagnostics, whereby the development and use of biomarkers and tests is the central element to bring rationality to treatment decisions for rare disease patients. High-quality, standardized clinical information supporting medical interpretation is a crucial element of the diagnostic process and leads to greater knowledge of the causes and symptoms of rare diseases. We believe a combination of worldwide data and detailed access to phenotype, genotype, transcriptomics, proteomics and metabolomics data will aid in the development of new treatments and reduce the costs associated with orphan drug development.

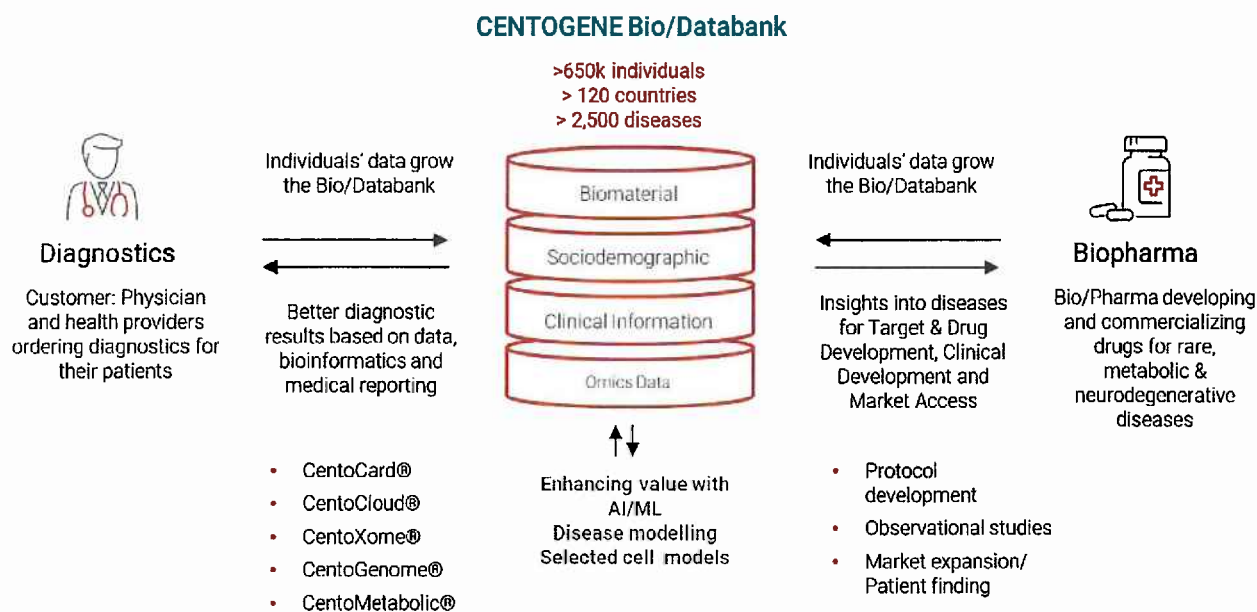
## **Our Platform—An Integrated, Knowledge-Based System**

To deliver on this vision, we have developed a global real-world data based proprietary platform that we believe will improve methods for identifying and monitoring rare diseases and provide solutions that accelerate the development of orphan drugs.

At the core of our platform is our BioDatabank, allowing us to assemble an extensive knowledge base in rare hereditary diseases. We collect this detailed level of data in our repository through our easy-to-use CentoCard, a CE-Marked dried blood spot collection kit, captures blood samples of potential rare disease patients with a low cost of distribution, accompanied by the patients' medical histories and completed consent forms from the physicians. The data is then validated by professionals using a systematic and scientific approach creating what we believe to be the world's largest curated database for rare disease variants.

This systematic and thorough process results in information-based offerings that are beneficial for our pharmaceutical partners. This includes the ability to derive diagnostic solutions to accurately identify rare disease patients and the ability to identify new biomarkers, which help streamline and accelerate the path to approval for new drugs. As we facilitate the development of new drugs and the identification of more patients, an increasing number of patients are involved in clinical trials, which leads to even more

diagnostic information being added to our repository. This synergistic model allows us to continuously enhance our own expertise and support pharmaceutical knowledge in the rare disease field. A graphical description of our platform is shown below:



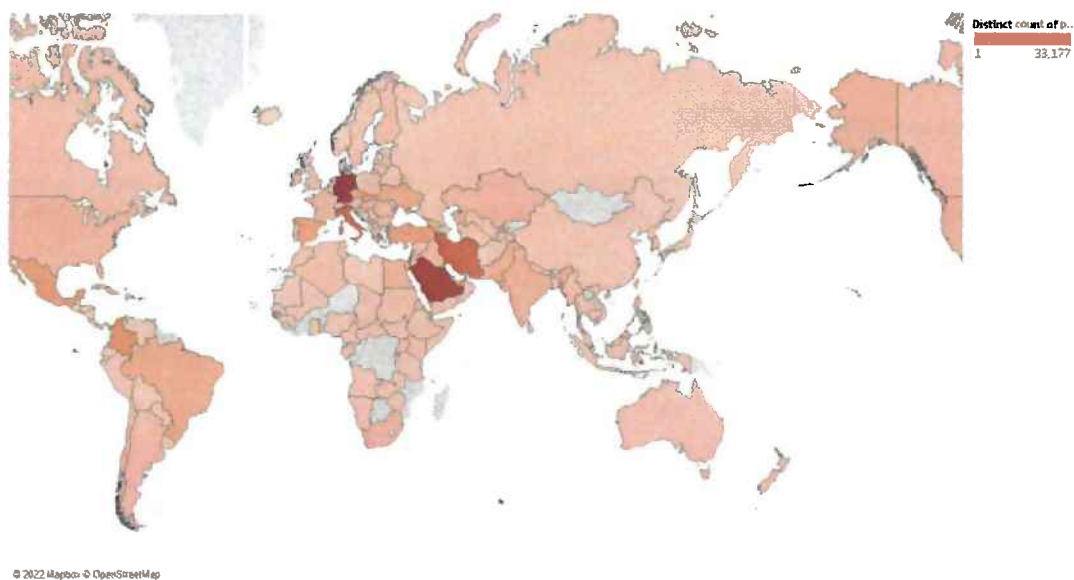
### The Strengths of Our Platform

Our platform is intended to streamline and accelerate the development of treatments for rare, metabolic, and neurodegenerative diseases, and aids in the understanding of how to identify new rare disease patients and how to recognize and quantify market opportunities in patient populations. We believe we offer the following solutions for the industry:

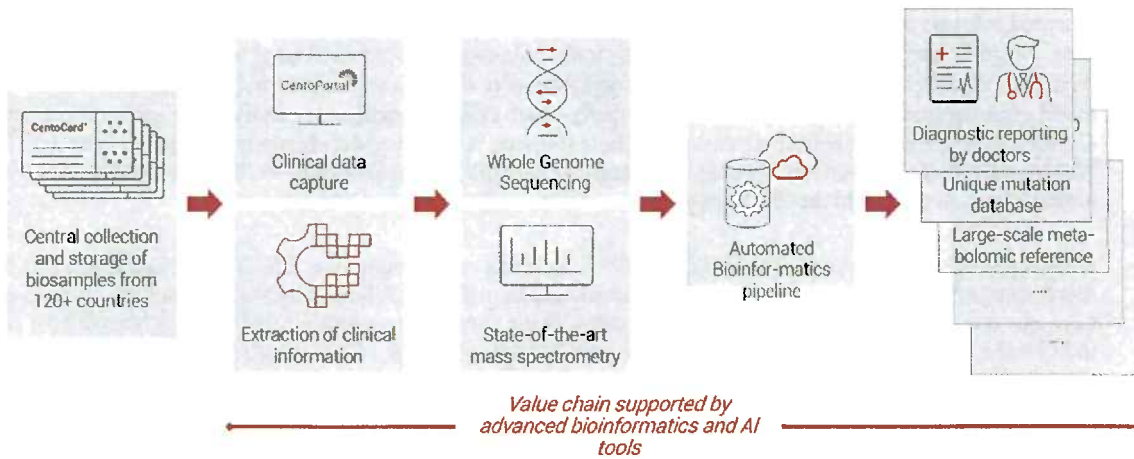
- **Extensive repository to identify rare disease patients:** Our BioDatabank includes epidemiologic, phenotypic and genetic data that reflects a global population, and also a biobank of these patients' blood samples. This capability has been facilitated by our development of the CentoCard, a convenient logistical solution. CentoCard is CE-Marked and easily stored, allowing for massive amounts of data aggregation from around the world. Additionally, where we have optional research consent from the patients in our BioDatabank, we have the ability to retest their biomaterials in our biobank. We are able to provide information about available treatment options to the physicians in our medical reports, therefore adding to the physician's decision-making tools in determining treatment for the patients. We believe this solution reflects the largest repository of rare disease patient data, thereby allowing us to assemble a knowledge base from which to derive accurate diagnoses and epidemiological information. We have relationships with a global network of specialists at rare disease "centers of excellence", with these relationships and the logistical advantages of our CentoCard product, we are able to continuously grow our repository from the collection of new patient samples and related patient data.
- **Ethnically diverse datasets:** Our BioDatabank has the advantage of holding samples from a broad range of ethnicities. Our repository covers a substantial majority of ethnicities, as we have performed diagnostic tests for patients in over 120 countries. Without the ability to recognize ethnicity-specific patterns, the interpretation of genetic variants in patients is difficult and a patient's physician may fail to find an accurate diagnosis. The mutation frequency distribution within one ethnicity can vary significantly from that of other ethnic groups within the same rare disease population. For example, a mutation in the Caucasian population might have a significant functional impact and cause a disease, but the exact same mutation in the Mongolian population might be without any functional consequence. Also, studies have shown that of the more than 1,893 Cystic Fibrosis mutations identified, patients of different ethnicities were subject to different types of genetic mutations. With access to data from a more diverse patient population, we are able to improve the interpretation of genetic variants, whether benign or causative.



- **Curated information in our unique BioDatabank:** We have built a truly differentiated BioDatabank of multi-modal data, including sociodemographic, clinical, multi-omics data as well as biomaterial of over 650,000 individuals. As of December 31, 2021, our BioDatabank included approximately 650,000 individuals and more than 400,000 of dried blood spots cards stored in our own physical biobank which enables retrospective analysis for research consented samples. Whole Exome Sequencing data and Whole Genome Sequencing data is available for approximately 84,000 and 14,000 individuals, respectively. Equally notable is our network of approximately 29,000 active physicians with whom we have been in contact in the last five years.
- **Geographic diversity:** Our BioDatabank includes individuals representing over 120 different countries. It is observed that the largest share of data within our BioDatabank relates to Europe followed by the Middle East. In Europe, Germany and Italy are the top contributors. Germany, being the country we have our origin, registers a high count of individuals. In the Middle East, Saudi Arabia and Iran contribute a large inflow of patients. Many cases of genetic rare diseases are observed in these regions and we have established a strong network of physicians.




- **CentoMD:** CentoMD is a subset of Centogene’s BioDatabank that contains among others genetic, demographic and phenotypic data on patients with issued clinical reports. CentoMD was designed to filter data for gene specific variants or variants associated to certain phenotypes. More recently, we have focused on the BioDatabank as a whole to leverage its complete data modalities for patients and customers.
- **Data Creation:** Our team of scientists collects, annotates and reviews the phenotypic, genetic and other clinically relevant data of patient samples to ensure the highest medical validity of each sample. We also employ Human Phenotype Ontology (“HPO”) coding to accurately track and standardize sample phenotype and genotype data. The data curation is performed by our professional scientists with strong backgrounds in human genetics. Our methodological approach to information curation ensures we provide highly accurate data relevant to clinical diagnoses and decision-making. In this way, our Centogene BioDatabank brings rationality to the interpretation of global genetic data.



**Therapeutic areas and disease focus**

Our broad expertise in rare diseases genetics is reflected in its BioDatabank share of rare disease cohorts. The BioDatabank host comprehensive clinical, genetic and other omics data for more than 300 disease cohorts with at least 20 molecular genetic diagnosed individuals.

Our data from genetically diagnosed patients encompasses the whole spectrum of diseases, with a focus on metabolic and neurological disorders. In total, more than 12 therapeutic indications are covered, including dysmorphology, bone, skin, immunological, tumoral, gastrointestinal, hematological, and cardiovascular disorders, among others.



In addition to powering our diagnostic capabilities, the BioDatabank’s depth and richness of information has allowed us to uncover and describe new gene-disease associations. The BioDatabank also powers our R&D efforts to explore and validate candidate biomarkers and potential new therapies for some of the diseases on which we are experts.

We are prioritizing rare metabolic and neurological disorders, with a focus on Gaucher, Niemann-Pick type C, and genetic Parkinson’s disease.

Confinant Audit & Assurance B.V.  
 For identification purposes only.  
 Related to auditor's report  
 dated 31 May 2022.

As an initial step to achieve this goal for these ‘top 3 diseases’, we aim to enrich and integrate all omics data within these three cohorts, creating so called Disease Avatars. The Disease Avatars reflect diverse datasets from 100-500 patients as well as 10-20 patient-derived cell lines, generating a model representation of the disease phenotype of pathway.

Avatars will enable a rapid R&D cycle by generating data-driven insights and developing a better understanding of disease biology. The multimodal data within the Avatars by generating data-driven insights and hypotheses and validating them via patient-derived cell models aim to recapitulate the human disease in silico and in a dish, allowing us to better understand disease pathophysiology and to identify and test drug candidates in these models.

They will aid in solving unmet medical needs for the patients and their families, allowing better diagnostics, uncover the biological factors that determine diverse disease outcomes (disease modifiers), discover/validate useful disease biomarkers, and mine candidate drug targets.

### Data Governance

In 2021 Centogene introduced a new data governance roadmap that defines the major workstreams to further improve our use of sensitive data in an environment with ever growing regulatory and business demands. In this context, we understand data governance as the critical success factor to protect our patients’ privacy according to the highest legal and ethical standards, but also to enable a maximum flexible use of data to reveal innovative insights making the crucial difference for our patients and medical research partners. Thus, data governance plays a central role in our data strategy by offering transparency on our data and its underlying policies and defining a framework ensuring that data users can access high quality data in an efficient, trustworthy and secure manner. We constantly improve and align our activities to satisfy the evolving requirements of internal and external audits and aim to build with future scaling in mind. In this context, the increased understanding of the availability, interpretation and visibility of optional research consent was an important data governance initiative we executed in 2021. It offered us a clear view of the amount of data available for different use cases and gave important indications regarding our way forward with the data governance setup.

### Our Core Business Commercialization Strategy

We are committed to improving the lives of rare disease patients by improving methods for identifying and monitoring rare diseases and providing solutions that accelerate the development of orphan drugs.

Our solutions from our core businesses are offered to our clients via two channels:

- **Pharmaceutical:** Our BioDatabank, clinical network, and CAP/CLIA diagnostic capabilities enable partnership offerings to our pharmaceutical partners across all phases of the drug discovery and development process as well as post-commercialization.
  - Research and drug development partnerships: portfolio prioritization, drug target and biomarker discovery, disease models and translational science
  - Clinical development partnerships: real world data sets, study design and site feasibility, patient recruitment and centralized lab support
  - Market access and expansion: product launch strategy & pricing, market access and label expansion, and diagnostic solutions

Revenues from our pharmaceutical segment are generated primarily from partnership agreements with our pharmaceutical partners, which can be structured on a fee per analysis basis, milestone basis, fixed fee basis, royalty basis or a combination of these. For the year ending December 31, 2021, €15.6 million, or 8.2%, of our total revenues were derived from our pharmaceutical segment. For the year ended December 31, 2020, €17.0 million, or 13.2%, of our total revenues were derived from our pharmaceutical segment.

- **Diagnostics:** Our diagnostics segment provides targeted genetic sequencing and diagnostics services to patients through our distribution partners or our clients, who are typically physicians, labs or hospitals. As of December 31, 2021, we believe we offer the broadest diagnostic testing portfolio for rare diseases, covering over 19,000 genes using over 10,000 different tests. Revenues from our diagnostics segment are typically generated by set fees per diagnostic test or per

Confinant Audit & Assurance B.V.  
For identification purposes only.  
Related to auditor's report  
dated 31 May 2022.

bundle of diagnostic tests under contracts with our clients. In turn, the data collected from our diagnostics services allow us to continue to grow our repository and our BioDatabank. For the year ended December 31, 2021, €27.9 million, or 14.7%, of our total revenues were derived from our diagnostics segment. For the year ended December 31, 2020, €22.1 million, or 17.2%, of our total revenues were derived from our diagnostics segment.

## Pharmaceutical Solutions

We are committed to accelerating the orphan drug development process for our pharmaceutical partners. As of December 31, 2021, we collaborated with 33 pharmaceutical partners. In 2021, we entered into 18 new collaborations and completed 39 collaborations, resulting in a total of 45 active collaborations. Over 46 different rare diseases are covered by our current and historic collaborations. We provide information solutions and diagnostic services to our pharmaceutical partners in all phases of drug development and treatment, including discovery, preclinical development and clinical development, as well as post-market care. The below chart demonstrates the scope of our pharmaceutical services to each stage of the drug development process:

**CENTOGENE: Essential partner from discovery to clinical development to market access & expansion in rare, metabolic, and neurodegenerative diseases**



## *In Vitro Molecular Screening*

A full understanding of a given rare disease and the ability to identify and target the right molecules is essential for drug development. With access to our biological samples, we are able to aid *in vitro* molecular screening efforts which can accelerate drug discovery efforts. Combined with access to our biobank and our data repository, our pharmaceutical partners are able to gain novel insights into the natural history of rare diseases, the broad spectrum of the different clinical symptoms as well as the genotype-phenotype correlation. Moreover, in situations where several genes can cause the same clinical symptoms and therefore, potentially cloud an accurate diagnosis, we believe we are able to identify additional genes that aid in the accurate diagnosis with the knowledge gathered in our database.

## *Epidemiological Studies*

The ability of pharmaceutical companies to identify patients early and to optimize their clinical trials is key to the development of treatments for rare diseases. We offer epidemiological studies that will provide our partners with important study design and site feasibility data as well as identify the right patients for future clinical studies. Epidemiological studies can target a specific country or region of interest thereby enabling a better understanding of market potential.

Through partnership, our pharma partners are able to specify the rare disease of interest as focus for an interventional clinical trial, and we identify the available epidemiological data and enhance the data with genetic and phenotypic information from our BioDatabank. From there, our pharmaceutical partners are able to better understand and define specific conditions or eligibility criteria that patients must meet for a clinical study.

We then perform a patient selection and identification program. We start by identifying existing patients in our BioDatabank who fit the defined criteria. If a patient sample is included in our sample repository but not yet tested to the level required for the trial, we run a diagnostics test to confirm if the patient meets the study criteria. If we need to find a larger cohort of patients than is currently included in our database or in our sample repository, we leverage our global network of partners, key opinion leaders, clinical labs and specialist physicians to help identify new patients who are at risk of developing, or have developed, the particular disease, in line with our pharmaceutical partners' defined patient cohort criteria. As a result, we are able to help our pharmaceutical partners optimize their clinical trials by more effectively selecting relevant patient groups and by leveraging our detailed understanding of the epidemiological data of the specific disease.

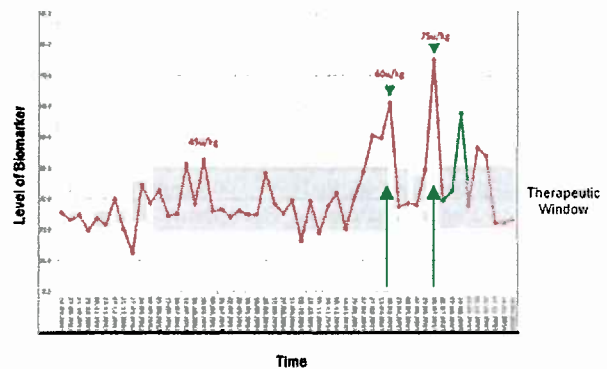
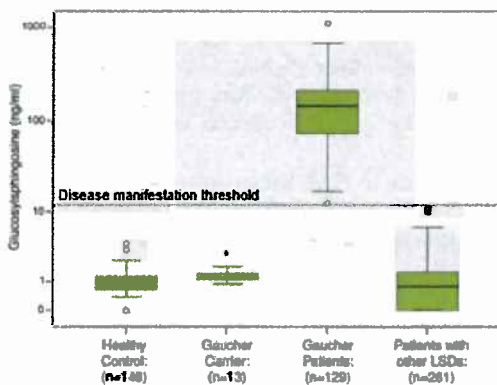
**Metabolic Biomarker Development**

Biomarkers are key tools employed across the continuum of rare disease drug development. Namely, they are utilized to support diagnosis, serve as a companion diagnostic to demonstrate treatment efficacy, as well as monitor disease progression. Furthermore, biomarkers enable more efficient and economical patient diagnosis than genetic testing and allow mass screening programs for large patient cohorts. Biomarkers can also be relevant for precision medicine or for stratification.

In the development of a high-quality biomarker for a given rare disease, both heterogenous and homogeneous cohorts of patients with known phenotypic and genotypic aspects are needed to identify/validate the sensitivity and specificity of a biomarker for a given disease. We believe our BioDatabank contains the largest curated mutation database for rare diseases as well as a vast source of healthy control individuals against whom we are able to identify the characteristics of unique biomarkers. Therefore, we believe we are ideally positioned to lead the market in rare disease biomarker development.

As of December 31, 2021, eleven biomarker assays have been completed covering ten rare diseases, including AADC deficiency, Cystic Fibrosis, Fabry disease, Faber disease, Gaucher disease, Hereditary Angioedema Disease ("HAE"), Niemann-Pick Type A/B and Niemann-Pick Type C diseases.

With proprietary biomarkers, we can also qualitatively measure a patient's response to approved drugs and to drugs in clinical trials, and using this data helps to determine the optimum treatment dosage for each patient. This not only helps to accelerate the development of orphan drugs by demonstrating the efficacy of the drugs in clinical trials, but also allows patients, physicians and reimbursement agencies to better understand the impact of the drugs. The below graphs demonstrate how Lyso-Gb1, our first commercialized biomarker, can be used for patient screening and monitoring in the context of Gaucher disease:



\* Based on a combination of our biomarker and a genetic confirmatory test (Rolfs et. al., 2013.)

The left graph demonstrates the sensitivity and specificity of our Lyso-Gb1 biomarker for Gaucher disease. According to a 2017 study, patients who are not suffering from Gaucher disease present with a Lyso-Gb1 level of less than 12 nanograms per ml, whereas patients with Gaucher disease display elevated levels of Lyso-Gb1. Based on the definition of the cut-off of 12ng/ml Lyso-Gb1, we can demonstrate a 100% sensitivity and close to 100% specificity, which means our Lyso-Gb1 biomarker, when combined with a confirmatory genetic test, can provide 100% accuracy in identifying patients suffering from Gaucher disease, and also those who are not suffering from the disease.

The right graph demonstrates how our Lyso-Gb1 biomarker can also be used to titrate the proper enzyme replacement therapy dosage in each individual patient. An increase of the Lyso-Gb1 level signals that the dosage of the enzyme replacement therapy needs to be adjusted. After adjustment, Lyso-Gb1 levels decreased to an almost normal level. This is valuable for demonstrating drug efficacy to relevant authorities for approval, and also for demonstrating to reimbursement agencies that individualized treatment and dosage may be required for the patient.

### ***Genetic Screening of High Risk Populations***

Once a treatment is available for a rare disease, early identification of patients is critical so that patients can be treated before they have reached the stage of irreversible progression. We are able to support our pharmaceutical partners in market access and label expansion through patient identification efforts by leveraging our knowledge and performing genetic and biochemical screening on large groups of patients with the risk profile of a given rare disease. Most often, we do this by using our biomarkers, which is economically efficient. If a positive diagnosis is concluded, we provide physicians with information on relevant treatment options, which helps physicians make clinically relevant decisions for the treatment of their patients. For negative diagnoses, no further confirmatory genetic or other testing is necessary. We provide each patient's physician with a diagnostic report.

### ***Research and Development Validation***

Based on our extensive expertise in rare diseases and our access to detailed genetic data, our pharmaceutical partners can approach us for guidance during their drug development endeavors. More specifically, our pharmaceutical partners can ask us to review their clinical trial design, evaluate clinical data from an ongoing or recently completed clinical trial and validate related biomarkers. All of these services are aimed at optimizing their clinical development efforts.

### **Key Partnerships**

#### ***Shire/Takeda***

In January 2015, we entered into an agreement with Shire, now a subsidiary of Takeda Pharmaceutical Company Limited, to provide certain diagnostic testing capabilities to Shire and its affiliates in order to enhance early diagnosis of patients suffering from lysosomal storage and other rare diseases, including Fabry disease, Gaucher disease and Hunter syndrome. Our unique expertise and repository of data contributes to Shire's mission to shorten the time it takes for rare disease patients to get diagnosed. In connection with this agreement, we receive a fixed annual fee plus additional service-based payments related to regulatory and diagnostic sequencing activities.

In addition, in 2018, we entered into a new research agreement with Shire relating to their ongoing drug development efforts in HAE. As part of this agreement, we are conducting an extensive epidemiological study leveraging our data repository and network of physicians at centers of excellence to gain unique insights into HAE and to support Shire's ongoing clinical development efforts.

In July 2019, we entered into a collaborative research agreement with Shire related to HAE Kininogen assay mass spectrometry testing and screening. Both parties obtained the limited right to use each other's data and intellectual property related to such testing and screening for the sole purpose of performing research under the agreement. This study was finalized in December 2021.

In June 2021, we entered into a collaboration with GWT (a German company contracted by Takeda) to provide laboratory testing services for a study on thrombocytopenic patients that potentially suffer from Gaucher disease (PRAGMATIC Diagnose study).

In December 2021, we extended our Global Master Service Agreement with Takeda to March 2023. This continuous partnership allows us to continue diagnosing and connecting rare disease patients globally.

#### ***Evotec International GmbH ("Evotec")***

In July 2018, we entered into an agreement with Evotec to support and jointly expedite their identification of new small molecule treatments in the field of glucocerebrosidase deficiency ("Gaucher Disease"). Evotec identifies active pharmaceutical ingredients based on the induced pluripotent stem cells ("iPSC") that are generated from fibroblasts we obtain from skin biopsies of patients. We believe our collaboration will aid in the acceleration of drug development through the adoption and application of more

Confinant Audit & Assurance B.V.  
For identification purposes only.  
Related to auditor's report  
dated 31 May 2022.

accurate cellular models of the target disease and specific biomarkers to monitor such diseases. Our collaboration combines Evotec's cellular compound screening platform and drug discovery capabilities with our medical and genetic insights to develop a high throughput platform to test innovative small molecules in Gaucher Disease. In connection with this agreement, we received an initial payment in 2018 and milestone payments as well as further royalty fees on net sales of products developed from this collaboration in 2018 and 2019. In July 2020, we expanded our agreement with Evotec into an extensive collaboration for the discovery of both targets and therapies for Gaucher Disease ("GD"). The use of patient-derived, tissue-specific disease models, which have been created using our iPSC platform, allows for proof of concept evaluations in GD. The collaboration combines Evotec's expertise in high throughput screening and compound generation along with our genomic and metabolomic platforms to discover novel therapies for the treatment of GD patients.

#### ***Denali Therapeutics ("Denali")***

In September 2018, we entered into a strategic collaboration with Denali for the global identification and recruitment of LRRK2 positive Parkinson's disease patients. We will utilize our CentoCard and extensive network with centers of excellence to conduct a targeted global recruitment campaign focused on the early identification and characterization of LRRK2 positive Parkinson's patients for the recruitment into Denali's clinical trials. Given that we believe Denali's study is the lead clinical investigation of LRRK2 inhibitors for the treatment of Parkinson's disease, there is no large global existing cohort of identified patients with the LRRK2 mutation in the early phase of the disease. We aim to overcome those challenges and accelerate the enrollment of further patients into this clinical study and consequently facilitate Denali's drug development process. In connection with this collaboration, we receive ongoing payments for patient enrollments and are eligible for success-based and commercial milestones and reimbursement of selected costs. In May 2021, we extended our partnership with Denali to recruit and test an additional 2,500 patients for the study of Parkinson's disease genetics in order to diagnose patients earlier and accelerate personalized Parkinson's treatments.

#### ***Pfizer Inc. ("Pfizer")***

In July 2019, we entered into a strategic collaboration with Pfizer, pursuant to a global master scientific services agreement ("MSSA"). In addition to the MSSA, we entered into a statement of work ("SOW") in November 2019 to provide testing and analysis services to Pfizer for patients in the United States or Puerto Rico with transthyretin amyloid cardiomyopathy ("ATTR-CM"), patients suspected of having ATTR-CM, or individuals with a confirmed family history of hereditary ATTR-CM.

In October 2019, we entered into a data access and collaboration agreement ("DACA") with Pfizer, pursuant to which we granted Pfizer access to our data repository, which may be used in the discovery and validation of novel genetic and biochemical targets for the potential development of new therapies for rare diseases.

### **Our Diagnostic Solutions**

#### ***Overview and Product Offering***

Our diagnostic solutions segment provides diagnostic testing services to patients exclusively through our network of distribution partners and our diagnostics clients, who are typically physicians, laboratories, universities, or hospital facilities. Our diagnostic segment serves over 100 countries due in part to our CentoCard solution enabling an efficient and simple transfer of the sample from the point of care to the lab. Additionally, our online platform, CentoPortal, allows our clients to quickly and easily place orders and obtain information related to their patients' test results and benefit from advancements in rare disease research, which we update on a regular basis. We provide a high-quality, end-to-end clinical diagnostics solution, which includes pretest clinical counseling performed by our medical experts whenever necessary, sample preparation, sequencing using NGS technology, medical interpretation using our manual and automated bioinformatics pipelines, and medical reporting by our specialists.

Of the more than 5,600 identified rare hereditary diseases, in many cases not only is there no treatment available, but even the natural course of the disease and the relevant tests to diagnose the disease are unknown or underdeveloped. In order to further improve the understanding of rare hereditary diseases and to provide a better and earlier diagnosis for rare disease patients, we continuously develop new testing products to provide the most effective diagnosis products to our physician clients, leveraging insights from our platform and our deep medical expertise.

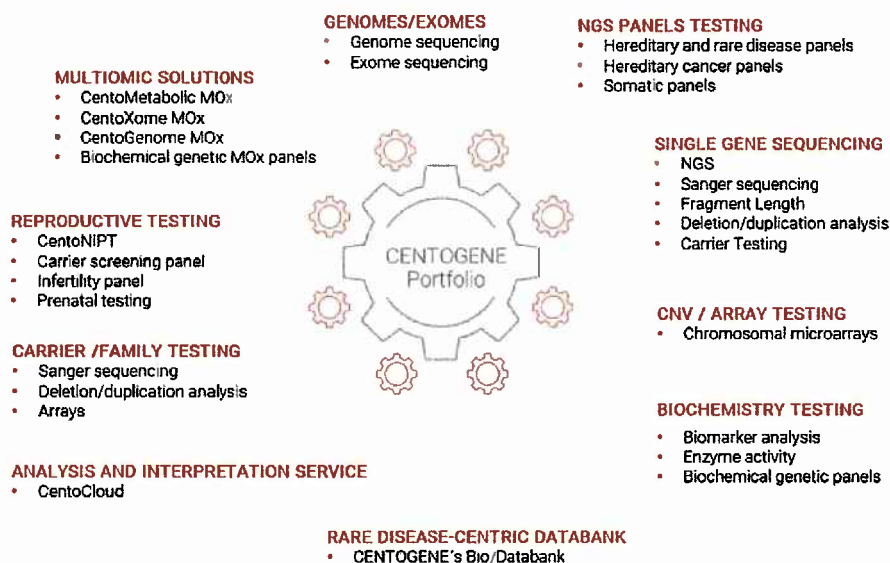
In 2021, we launched NEW CentoXome® our enhanced sequencing solution with outstanding clinical coverage and clinical diagnostic power in a single test. It provides highly uniform coverage of the entire exome and mitochondrial genome, and nearly

complete coverage of all known disease-causing regions throughout the genome in a single test. The improved test design includes the most up-to-date scientific knowledge and unique insights based on our rare disease-centric BioDatabank.

In addition to traditional genetic or other testing, we have continued developing innovative diagnostic tests to provide patients with faster, more reliable, and more complete solutions. For example, we have developed an integrated multiomic panel, CentoMetabolic MOx - a product covering more than 180 metabolic disorders, which integrates genetic and biochemical testing, including enzyme assays as well as biomarkers.

As of December 31, 2021, we offered a comprehensive testing portfolio of over 10,000 genetic sequencing tests covering more than 19,000 genes, from single gene to WGS-based products. We also offered differentiated comprehensive testing solutions including Multiomic Solutions, CNV Analysis, Biochemical testing, Reproductive Health and Prenatal Testing, among others.

In 2022, we announced the global release of CentoCloud, a SaaS platform enabling decentralized analysis, interpretation, and reporting of genomic variants linked to rare diseases. Additionally, the CentoCloud solution will be able to utilize the power of proprietary reagent kits we are developing in collaboration with Twist Bioscience for rare disease diagnostics. The CentoCloud SaaS platform provides rapid and reliable medical reports, which can be challenging for sequencing laboratories due to bioinformatics resource as well as medical expertise limitations. Based on the decentralization of genetic testing and our rare disease-centric BioDatabank and Artificial Intelligence (AI)-based clinical interpretation, CentoCloud will enable access to high quality medical reporting.




### Overview of the Diagnostic Process

Our diagnostics processes are designed with the aim of providing the highest-quality diagnosis within the shortest turnaround time. We currently perform a majority of the diagnostic services for our diagnostics and pharmaceutical businesses in our clinical laboratory located in Rostock, Germany, which is certified under CLIA and accredited by the CAP. Additionally, we perform certain of these services in our Cambridge, Massachusetts facility, which is also certified under CLIA, accredited by the CAP and permitted by the Massachusetts State Clinical Laboratory Program.

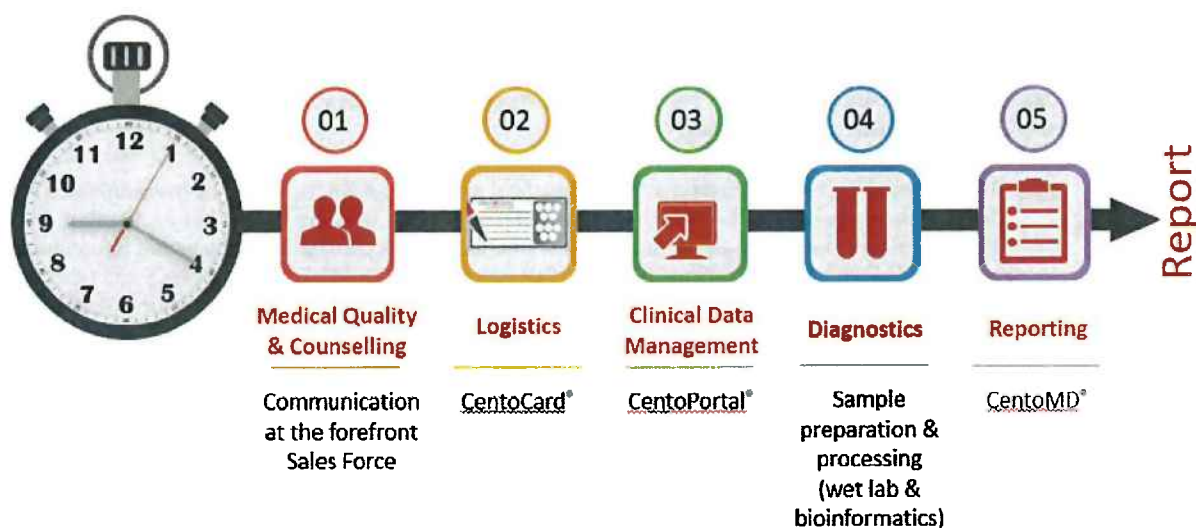
We strive to provide the best quality of diagnostics testing, not only by following the strictest quality criteria complying with CAP, and CLIA certifications and adhering to ISO 15189 standards supported by our multidiscipline quality management system ("QMS"), but also by following applicable and market standard Good Laboratory Practice ("GLP") and Good Manufacturing Practice Regulations ("GMP") guidelines. Our processes are highly efficient and have been designed to deliver our medical report back to the physician within 30 days from receipt of the sample, even for our most complex tests.

Confinant Audit & Assurance B.V.  
 For identification purposes only.  
 Related to auditor's report  
 dated 31 May 2022.





Our diagnostics process is defined by our five-step process:



- **Medical Quality and Counseling:** Rare disease specialists review the patient’s clinical records and confirm that the physician has requested the appropriate genetic test with regard to the patient’s individual circumstances and medical history. In all cases, the physician is required to provide us with a completed patient consent form, which our staff review for adequacy prior to the performance of any diagnostic services.
- **Logistics:** We use the CentoCard collection method for obtaining the majority of our samples. This standardized procedure allows us to extract high-quality biological material from dried blood spots on the CentoCard, including DNA (for molecular diagnostics), protein (for enzymatic and biomarker assays) and metabolites (for biomarker assays).
- **Clinical Data Management:** Physicians are able to order our diagnostic tests for a particular patient either online through our CentoPortal platform or by email or mail.
- **Diagnostics:** Once a patient sample is received, we prepare the biological material for testing by taking an extract of the DNA from the relevant sample. Depending on the test requested by the physician, we would then proceed to run any number of our diagnostic services listed above.
  - Once produced, the data is entered into a sophisticated series of our proprietary computational algorithms designed to detect and identify known pathogenic variants. The sequenced data is analyzed using our fully validated and automated bioinformatics pipeline and annotated with information from our BioDatabank. Our BioDatabank is key to the diagnostics process as it is used as the basis of comparison with the patient’s sequenced data. This analyzed genetic information together with the patient’s medical history and clinical data is then interpreted by our medical experts, a team of trained human geneticists and doctors. All identified mutations along with their annotations will undergo a manual validation against the medical history of the patient in order to ensure accuracy.
  - Additionally, our bioinformatics pipelines provide a highly automated approach to analysis of variant classification, CNV identification and other genetic data. To augment our bioinformatics pipelines, we have developed a database to store all variant information, which is part of our BioDatabank, and is the basis for our evaluation and interpretation of genetic data. We have developed an in-house variant prioritization and classification system, named CentoPrio, to enhance our interpretation capabilities. CentoPrio takes advantage of the vast amount of genotypic and phenotypic data stored in our databases. Through the use of proprietary algorithms and machine learning algorithms (artificial intelligence), we combine this data with current medical knowledge to prioritize particular variants that have been identified in previously closed patient cases.

Confinant Audit & Assurance B.V.  
For identification purposes only.  
Related to auditor's report  
dated 31 May 2022.

- **Reporting:** Our test reports deliver clinically relevant information in a manner that seamlessly integrates into physician practices. A standard report contains a summary of the test result, provides our analysis, recommendations and detailed description of the patient's relevant genomic alterations and a full data record for consolidation with the patient's medical records. The report also identifies noteworthy absences of genomic alterations and summaries of, and references to, supporting data from peer-reviewed publications. If requested by the physician, we also provide information on variants in genes not associated with the patient's disease or symptoms but that nonetheless contain medically actionable information (such as incidental or secondary findings).
- All of our medical reports are written by professional medical experts facilitated by our automated report writing technology and are reviewed and approved by our Chief Medical Officer before distribution. Physicians obtain one report per patient diagnosis while our pharmaceutical partners obtain genomic information that has been provided with express patient consent and de-identified in accordance with HIPAA and other relevant health information privacy procedures. All reports are easily accessible through our online platform, CentoPortal.


## Our Solutions for Providing High-Quality Data

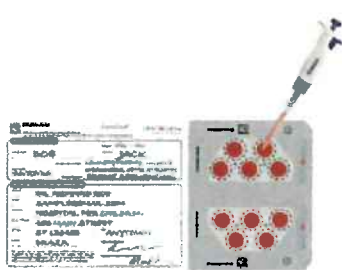
### *CentoCard*

Our sample collection method is a CE-Marked dried blood spot collection kit, the CentoCard (as shown below), which is translated into more than 30 languages and registered in more than 50 countries. The CentoCard is sent to physicians as part of a five-component kit: (1) the CentoCard, (2) a genetic or other testing informed consent form, (3) an instruction leaflet, (4) a self-addressed return envelope and (5) a plastic sleeve for the used CentoCard to be sealed in once the sample is obtained. In order to obtain the sample, a small amount of blood is drawn from a patient by his or her physician and placed on designated spots on the CentoCard. This sample is then left to dry for approximately two hours, during which time the sample stabilizes. Each CentoCard produced has a unique barcode that allows for the card to be traced at all times. It is delivered to our laboratory in Rostock, Germany, along with a signed consent form, from anywhere in the world via regular post. Samples collected on CentoCard are considered non-biohazardous materials, which allows them to be mailed across many borders without the need for certain customs declarations.


We use the CentoCard collection method to obtain the majority of our samples. This standardized procedure allows us to extract high-quality biological material and perform most of our diagnostic tests from a portion of a single dried blood spot on the CentoCard. Using the CentoCard, we are able to provide a solution where necessary molecular and biochemical tests can be run simultaneously using the same patient sample. Given that the biomaterial stabilizes on the CentoCard, we are able to retest the existing patient samples multiple times for more than 10 years from initial sample collection.

**CentoCard**  
Simplified Logistics, Reduced Cost





- ✓ CE-marked product
- ✓ Stable for 10+ years
- ✓ Ship via regular mail
- ✓ Available in 50+ languages
- ✓ Barcode for tracking
- ✓ Simple, efficient storage
- ✓ Contains consent to retest biomaterial



### *CentoPortal*

After a physician creates an online account on CentoPortal by following a few easy steps, the physician can order a test product of his or her choosing, provide and sign a patient consent online, provide an overview of the patient's medical history, track

Confinant Audit & Assurance B.V.  
For identification purposes only.  
Related to auditor's report  
dated 31 May 2022.

the samples and progress of the diagnostic test and download the final medical report once the process is complete. Access to the CentoPortal requires secured authentication. This helps prevent unauthorized access, unauthorized use or loss of patient data.

### ***Biobank***

We have established a high quality biorepository for use in our research and development collaborations with our pharmaceutical partners. Our biobank provides a large diversity of positive test cases in the field of inherited rare diseases and comprises original patient materials characterized through our genetic and/or biochemical diagnostics and with associated clinical information. The biobank operates under robust quality standards and is the first CAP accredited repository outside the United States. It is also compliant with the new ISO20387 standard and comprises materials from patients who have consented to the use of such materials in research. All of our samples have gone through our rigorous process of documentation, analysis and data evaluation by our in-house experts.

### ***Metabolic Biomarker Development Process***

So long as an adequate patient cohort exists for any of the 7,000 identified rare diseases, of which approximately 80% have a genetic origin, we believe unique biomarkers can be established. However, the prerequisite is for up- or down-regulated metabolites to be present in the sample medium (e.g. blood) of pathologic or control cases. We may either develop a biomarker on our own, in which case we choose the rare disease to be analyzed using a biomarker, or we may develop a biomarker at the request of a pharmaceutical company, in which case we typically adapt a biomarker for a specific rare disease identified by the pharmaceutical company. In both cases, we own the rights to the biomarker or biomarker test, but in circumstances where a pharmaceutical company is funding the biomarker development process, we may agree to parameters for use of the biomarker going forward.

The first step to the biomarker development process is the identification of patients suffering from a particular disease compared to a respective control group of healthy individuals. To perform this, our repository, which we refer to as the data lake, is browsed for samples to perform patient stratification. Patients with a phenotype and/or genotype known to be an indicator of the particular rare disease for which we plan to develop the biomarker are compared with a large cohort of healthy control individuals. We can conduct this process with a disease cohort of as few as ten patients in the case of metabolic diseases, although it is our experience that a higher number of patients (i.e., approximately 40) could result in a more specific biomarker target validation. The samples included in the analysis (patients and controls) must be of the same type (e.g., dried blood spots, plasma, tissue) and contain the same anticoagulant. The control samples must be matched to the pathological samples by sample age, patient age, gender, origin, and storage condition. Information on ongoing treatments is important since it has an effect on the patient's metabolic profile. In addition, Our clinical study department is involved with the identification and recruitment of patients when there is a lack of patients identified in our repository.

The extraction of metabolites from a sample is performed in a highly standardized manner as the results of the biomarker discovery depend on the stability of the samples and the uniformity of the extraction process. We then analyze the samples using an untargeted high resolution hybrid mass spectrometer to obtain a full metabolic profile. The resulting differences found between the patient cohort profiles and the control cohort profiles are identified using statistical and mathematical algorithms as well as methods based on artificial intelligence.

Machine Learning algorithms and statistical methods helps us to identify correlations between different data in an efficient and more accurate manner, and to discover patterns that would not be discovered manually. Machine Learning also allows us to perform fully automated pattern recognition on multidimensional data (e.g., retention time, collision cross section, monoisotopic ion mass, fragmentation pattern) obtained from mass spectrometry.

In 2020, we built an integrated biomarker development platform that substantially simplifies and accelerates the search and confirmation of metabolomic biomarkers. The platform allows us to align arbitrary numbers of mass spectrometry measurements. As of December 31, 2021, the metabolic profiles of 12 000 individuals are available in one aligned dataset within our CentoMetabolome data base. On this dataset, we can perform virtual experiments qualitatively for biomarker development. Since no further biomaterial is consumed after the one-time initial measurement, an unlimited number of experiments can be performed. The functionality is integrated in a user-friendly platform and therefore accessible to biological experts without knowledge about machine learning. The platform supports the search for biomarker candidates as well as screening of patients.

The mass spectrometry peaks (signals) identified by the platform are then investigated with other mass spectrometric techniques (fragmentation and targeted mass spectrometry) to identify the metabolites underlying the signal, so-called structural

Coninant Audit & Assurance B.V.  
For identification purposes only.  
Related to auditor's report  
dated 31 May 2022.

elucidation). Subsequently, using estimate on the structural identity of the biomarker candidate, a pure synthesized standard is measured to confirm the structural assignment and inspected to determine if the biomarker candidate is present in the metabolic pathway that is affected by the disease (biological interpretation).

Proof of concept for the biomarker assay is performed on anonymized samples using targeted mass spectrometry, in which the identified biomarker candidates are quantified. This part of the process (assay development) could be completed in three-months per biomarker project. We can then use the biomarkers to develop standardized tests for other services such as our patient screening processes followed by validation tests.

### ***Validation Tests***

As more patients are enrolled to the clinical trials, we are also able to perform further validation tests for the biomarker so that it could be used for longitudinal monitoring. Validation is a three to six month process during which the biomarker and its characteristics are assessed, which helps to determine the range of conditions under which the biomarker will give reproducible and accurate data. Approximately 50 to 100 patients in a disease cohort are needed to complete the validation process and approximately 8,000 to 10,000 different measurements are needed to comply with all CAP/CLIA/ISO requirements.

### **Research and Development**

We are dedicated to scientific research and development in order to continuously improve the industry's understanding of epidemiology and its analysis of clinical heterogeneity as an aid to the diagnosis of rare diseases.

In addition, we also undertake scientific research and clinical studies, both independently and together with our pharmaceutical partners, with the aim of positively contributing to the global understanding of rare diseases, as well as to improve the accuracy of diagnosis and to support the development of effective treatments for rare diseases. Our large BioDatabank with over 400,000 rare disease biosamples and over 31 million unique variants is key to our research and development. Clinical data captured combined with whole genome sequencing, transcriptomics and metabolomics allows unique insights into rare disease pathologies. It enables our research in rare disease genomics, biomarker development and serves as a starting point for drug discovery. Cellular disease models serve as a starting point for testing hypotheses of pathological mechanisms. For this, patient derived IPS cells are differentiated towards mature cellular phenotypes. Disease causing mutations in those cells enable the establishment of cellular disease models and when comparing to healthy cells allows target and drug discovery with the aim of reverting a pathological phenotype towards a healthy phenotype.

We published over 50 scientific papers in 2021 which made significant scientific impact as represented by the impact factor (+33% as compared with 2020). The highlights from our publications include: Centogene led work to delineate 6 novel rare disease genes using an in-silico approach in our BioDatabank (Bertoli-Avela et al., 2021; PMID: 33875846), co-authorship in the discovery of a novel gene for birth defects published in the prestigious New England Journal of Medicine (PMID: 34587386), and Centogene led work characterizing a novel disease gene leading to a cystic fibrosis-like disease using our multiOMIC platform integrating genomics, transcriptomics, and metabolomics (PMID: 34952832).

Our major on-going clinical studies, other than those related to biomarker development, are as follows as of December 31, 2021.

### ***Global Study on Colon- and Pancreas-Carcinoma (PICOP-Global)***

In June 2019, we announced the initiation of a 24 month global proof of concept study focusing on the identification of tumor specific neoantigens, which we anticipate will be used by our partners as the basis for developing a personalized, immune-based therapy to trigger patients' own immune responses against tumors.

This ongoing study for patients with colon or pancreas carcinoma gained momentum after the complete lockdown during the pandemic was lifted. In 2021, 50 additional patients were recruited. In total, 254 individuals have contributed tumor material and reference samples to establish our neopeptide pipeline. All study sites, i.e. Rostock, Greifswald, and Lahore, Pakistan contributed similar numbers and sample qualities. Furthermore, the analysis of DNA (tumor specific variants) and RNA (expression of potential neopeptides) is fully deployed, and samples can be processed and analyzed within two weeks from samples entering into our "neopeptide candidate list". Intensive research and development were carried out on optimizing peptide mass spectrometry in order to

directly confirm predicted neoepitopes in tumor samples. Furthermore, in collaboration with our industry partner, we established tools to qualify and quantify neoepitope-specific T-cell responses.

#### ***Induced pluripotent stem cells (iPSC) program***

Since early 2019, we have independently conducted an iPSC program (the “iPSC Program”) with the aim of supporting orphan drug development in a more cost effective and efficient manner, in particular for the development of orphan drugs related to rare neurodegenerative, metabolic, and cardiovascular diseases. Human iPSCs, first reported in 2007, are reprogrammed from somatic cells and are self renewal cells that can produce different types of cells. In the drug discovery process for rare diseases, iPSC technology is particularly important in providing information on the clinical spectrum of such diseases by generating disease specific cells which can be used to evaluate novel therapeutics.

As of December 31, 2021, we had collected approximately 1,600 skin biopsies from patients with rare diseases from around the world. As part of our iPSC Program, we are currently in the process of reprogramming these biopsies into iPSC for a number of metabolic rare diseases and differentiating the cells into a number of disease-relevant cell types (macrophages, liver, microglia and neurons). We currently establish patient-derived macrophage disease models in GBA-1 Parkinson’s Disease, Gaucher and Niemann Pick Type C. Once completed, the iPSC Program will further support orthogonal target validation as well as further biomarker discovery that we undertake.

#### ***Rostock International Parkinson’s Disease Study (ROPAD)***

By end of 2020, the ROPAD Study, which was initiated in May 2019 to investigate the genetic factors in Parkinson’s disease, achieved its goal of recruiting and genetically characterizing more than 10,000 subjects with Parkinson’s Disease (PD). In total, more than 300 LRRK2-PARK patients and almost 1,200 GBA-PARK were genetically identified among other rarer forms of genetic PD, such as PRKN, SNCA, PINK1, and others. In March 2021, we started to prepare an extension of the concept (“ROPAD2”), where, more than 2,500 PD patients were to be enrolled until March 2022 according to a partnership contract with Denali Therapeutics. By the end of 2021, the recruitment exceeded 400 subjects per month and more than 1,200 participants were analyzed. In parallel, we prepared for extension of the protocol beyond 2,500 PD patients throughout 2022 and 2023.

#### ***Progranulin Study in Frontotemporal Dementia (EFRONT)***

We succeeded in entering a larger patient finding program with Alector in May 2021. Study goals are the identification of GRN positive patients with fronto-temporal dementia potentially eligible to be included in the Alector phase 2/3 clinical study. Unfortunately, the study initiation and patient recruitment was significantly delayed due to the COVID-19 pandemic. However, the project has resumed and as of December 2021, 22 study sites have been opened and 82 patients been included and genetically screened for GRN mutations.


#### ***Epidemiological Analysis for Hereditary Angioedema Disease (EHA)***

In 2021, the EHA study recruitment efforts increased from 1,100 at the end of 2020 to 2,060 study subjects at the end of 2021. The recruitment took place at 55 study sites and an extension phase to include an additional 1,200 individuals in 2022 has been agreed upon with Takeda.

The related biomarker study HAEKA, focusing on the collection of high-frequency samples from patients suffering from HAE attacks, was mutually terminated in December 2021 after 59 patients with more than 180 attack samples were recruited and processed on our mass spectrometric platform for metabolomics. Moving forward, our focus is primarily on the biomarker validation. A final report on the HAEKA study was shared with Takeda at the end of December 2021.

#### ***European Alpha-Mannosidosis Patient Epidemiological Program (EUMAP)***

Recruitment for the EUMAP study, sponsored by Chiesi, where samples from individuals suspected to have alpha mannosidosis is progressing steadily. Although the initial target to recruit 1,000 patients by September 2020 was not met due to the delays caused by the COVID-19 pandemic, we added nearly 250 patients in 2021. The total number of recruited patients at the end of 2021 was 677.



### ***Hereditary Transthyretin-Related Amyloidosis Study (TRAMoniTTR)***

Following the success of the TRAM2 study, where approximately 5,000 individuals were screened for TTR mutations resulting in the identification of almost 60 individuals with this rare neurodegenerative disease, a longitudinal study focusing on TTR-positive individuals was designed and initiated with the support of our pharma partner Alnylam. In 2021, 1,449 subjects have been screened in 49 German centers. To date, 23 individuals with TTR mutations have been recruited for follow-up visits and the samples are used for comprehensive multiOMIC characterization to define and validate TTR-specific biomarkers using transcriptomics and metabolomics.

Our major ongoing collaborative drug discovery efforts making use of our unique insight into disease mechanisms are as follows as of December 31, 2021.

### ***Target discovery in Niemann Pick Disease of the type C applying artificial intelligence***

We are collaborating with Insilico Medicine to identify novel therapeutic targets for Niemann Pick Disease type C. We will leverage our BioDatabank with multiomic patient data and NPC cell lines (for transcriptomic data and validation of identified candidates), using Insilico Medicine's comprehensive novel target discovery AI platform for the identification of differential metabolites, pathways, and genetic modifiers. Both companies will analyze identified targets before pursuing validation in our cellular models and initiation of novel drug discovery efforts in a disease with very limited treatment options for patients.

### ***Drug discovery in Gaucher Disease***

In January 2022, we entered the third year of a collaborative effort with Evotec to discover novel small molecule drug candidates to target the unmet medical needs in Gaucher disease. The combination of our unique understanding of genetics, transcriptomics, metabolomics and IPS derived cellular disease models in Gaucher disease, and Evotec's outstanding drug discovery capabilities make this a promising collaboration to discover drug candidates to glucocerebrosidase (GBA-1), a gene described as causative in Gaucher disease.

## **Our Operations**

### ***Sales and Marketing***

As of December 31, 2021, we had a sales force of approximately 70 employees and consultants in our diagnostics segment. Our sales team members are all trained in key account management and/or genetic diagnostics and are able to discuss the different diagnostic and workflow needs of doctors, physicians, and genetic counselors. With our global footprint, we support rare disease patients around the world. Through a 3-zone and 5-region structure, we ensure patient and physician centricity. North America (NAMER) and Latin America (LATAM) are part of the West-Zone, Europe, and the Middle East & Africa (EMEA) are part of the Central-Zone, and Asia Pacific (APAC) is part of the East-Zone. Each of the geographical regions is led by a Regional General Manager supervising a team of sales and clinical liaisons.

In 2022, we will continue to expand our direct footprint and our distribution network to further increase the sample volumes in targeted geographic areas.

### ***Information Technology Platforms***

Our IT infrastructure platform is based on state-of-the-art standardized components. We run our systems according to the following hybrid production model in an effort to optimize cost and service levels:

- Systems that require a short distance-to-lab infrastructure are run in-house in separate, protected server rooms;
- Tailored systems with special requirements and heightened security use outsourced infrastructure as a service provided by Datagroup AG, which is GDPR-compliant. These services are provided by two datacenters in Frankfurt and our lab in Rostock, which are connected by two independent and encrypted 10GB landlines; and
- Highly standardized, high volume requirements use cloud services provided by Amazon Web Services and Microsoft.

Confinant Audit & Assurance B.V.  
For identification purposes only.  
Related to auditor's report  
dated 31 May 2022.

All services are based on virtualized server systems with central storage components accompanied by backup and restore services, centrally managed network services, firewall systems, internet, databases and workplace services. System monitoring and events are implemented for all relevant systems with a central monitoring solution and central network scanner controls. Centrally managed user accounts are handled in the directory system.

Information security is highly valued and the principles of confidentiality, integrity and availability of information are a part of our core values. Information is protected by a variety of controls and procedures, including firewalls, password protections, data encryption (in storage and in transit) and malware protection tools. All internet-facing applications are regularly security tested. All personal data processing services are evaluated by our data protection officer and information security officer and documented in accordance with GDPR. Additionally, our data services are certified across a variety of industry security standards, including ISO 9001 (which aims to ensure we consistently provide services and products that meet customer and regulatory security expectations) and ISO 27001 (which standards ensure the data in our database are secured).

Our workflows and processes are supported by various specialized applications. For example, via our user-friendly online portal “CentoPortal,” analyses ranging from individual diagnostic requests to requests for pharmaceutical projects with high throughput testing can be ordered. Physicians can view the status of the samples they submitted and download a complete medical report. Upon receiving samples, we digitize all information to support a fully digital internal workflow. This starts with a web application for sample entries, where information is transferred automatically by interfaces to our laboratory information system. This information forms the basis of our medical reports, which are made available to doctors for download. Data is shared between CentoPortal and our laboratory information systems through a fully automated interface.

### *Artificial Intelligence*

Since 2018, we have been using artificial intelligence to further automate our processes, obtain new insights about rare diseases from mass data sets and generate new knowledge-driven business models. For example, we use artificial intelligence to enhance our biomarker discovery process. This allows us to shorten data analysis time from weeks to minutes and to identify multiple biomarkers or additional biomarker patterns in our multi-omics datasets. We also use artificial intelligence to automate our curation process and the identification of genetic and/or metabolic modifiers. We currently have ten employees dedicated to this artificial intelligence effort.

We believe that our data repository provides us with a competitive advantage for driving the development of new and effective artificial intelligence tools, as the foundation of any successful artificial intelligence program is high quality data in a volume that can effectively generate results. The higher quality the data and the more data that are available, the better chance we have of building machine learning models with high predictive power and accuracy.

As of December 31, 2021, we deployed the following artificial intelligence programs:

#### *Intelligent Character Recognition*

Intelligent character recognition (“ICR”) at the sample entry stage enables us to fully digitize all information contained in sample order paperwork. Even on handwritten texts, our ICR technology achieves significant performance. This allows us to obtain accurate patient information at the initial stage of the diagnostics process and reduces the likelihood of human error.

#### *Clinical Information Extraction*

We extract clinical information from diagnostic reports, using natural language processing methods. Text recognition analyses PDF medical reports and detects clinical status, family history, HPO terms, age, and other data. The data is subsequently applied to enrich cases in our BioDatabank.

#### *Anomaly Detection in NGS data*

We implemented an AI function that identifies lab contaminations at the sample or library preparation stages. This provides corrective measures and counter measures for future applications. The algorithm is programmed to recognize “normal” data and alerts its users when an anomaly is detected. Information regarding the anomaly is provided by the algorithm detailing its top-k indicators and comparisons are made to similar anomalies detected in the past along with the respective reported results and subsequent actions taken.

### *Variant Prioritization*

We have deployed a new variant prioritization tool based on our in-house artificial intelligence capability. This tool identifies the most likely disease-causing genes based on our repository, in order to further accelerate our and our partners' diagnostics processes, and is in particular aimed to enhance the diagnostics process for whole exome and clinical exome sequencings.

With our clinical exome panel, which covers over 19,000 genes with known associated clinical phenotypes and covers over 3,700 diseases, the result of the sequencing process usually discovers between 70,000 and 150,000 variants per individual. However, the majority of these variants are benign or unrelated to the observed disease phenotype of the patient. With our huge data repository built up from the last 12 years, and a curated database with standardized HPO terms, our tool is able to rank the variants from most to least relevant. Based on such "ranked" variants, we can then compare the HPO terms of a new patient with the results of prior, anonymized patients included in our repository with variants in the same gene. This allows us to provide a diagnosis in a more rapid, comprehensive and accurate manner, especially for patients with very rare or as yet undescribed diseases.

### *Variant Classification*

In 2015, American College of Medical Genetics and Genomics (ACMG) and the Association for Molecular Pathology (AMP) published a joint consensus recommendation for interpretation of genetic variants. ACMG's recommended standards classify genetic variants, based on 28 criteria, into five categories: pathogenic, likely pathogenic, variant of uncertain significance (VUS), likely benign and benign. We have implemented a semi-automated variant classification tool that classifies variants detected in a sample based on ACMG's recommended standards. Our tool will significantly reduce the time taken to interpret the clinical significance of genetic variants and increase the quality such interpretation.

### *AI-based Artifact Detection Tool*

Artifacts discovery via current diagnostic workflow such as visual inspection and sanger sequencing for WGS cases requires a lot of manual work. This method of discovery is inefficient, error prone and risks important variants being missed in the discovery process. By applying our artifact prediction model, we can improve the reliability of the data by distinguishing true variant cells from sequencing errors in WGS samples, and prioritize true variants in the evaluation processes which results in a reduction of analysis effort and increases the diagnostic efficiency. Subsequently, a report is provided to our medical experts for the interpretation of variant sequencing quality which categorizes the results into one of three classes: "likely artifact", "likely true", and "unknown".

Artifact detection is a tool used for the classification of small sequence variants (SNPs, InDels) into likely artifacts, unknown, or likely variant. It enables the automated detection of artifacts in VCF-files using machine learning algorithms. The model is based on gradient boosting classification, which uses an ensemble of so-called weak learners to create a strong learner, yielding reliable classification results.

### *Automated Curation Report*

Our curators are responsible for the collection, association, update and review of genetic and phenotypic data of cases analyzed at Centogene to assure the highest level of data quality. The automated curation process supports our curation process with a set of rules encoding the expert knowledge and classifying newly incoming cases as well as reclassifying the old ones if new genomic insights result from research.

### *Biomarker Discovery & Support of Metabolomic Processes*

We built a proprietary, AI-powered biomarker platform called CentoMetabolome. This internally developed platform has the potential to revolutionize the detection of new biomarkers by accelerating components of biomarker development that previously required months to complete to a few days. This includes supporting full metabolome screening, identifying biomarker candidates, and establishing a better understanding of drug efficacy. The integration of the artificial intelligence-based methods into a user-friendly platform enables the medical experts to perform high-quality and high-performance biomarker experiments, with integrated quality control checks. Further support is given for structural identification through a database that links mass-spec peaks with previously identified metabolites, and by methods that automatically identify previously unknown peaks. In addition, we have been awarded the Health-i Award for the development of this platform, which recognizes companies that are transforming healthcare domestically and internationally. The Health-i Award winners were selected by industry and research experts for initiatives that are aimed at transforming the next era of healthcare through innovation.

Confinant Audit & Assurance B.V.  
For identification purposes only.  
Related to auditor's report  
dated 31 May 2022.



### *Multi-Omics Analysis*

We piloted a multi-omics platform for genomics and metabolomics integration and visualization, which consists of a comprehensive multi-omics map of genes, mutations, metabolic reactions, enzymes, and regulatory elements of the lysosomal storage diseases. The map allows for the overlay of our genomic, metabolomics and, phenomic data, the performance of perturbation experiments of expression parameters for phenotype prediction and the analysis of fold change data. This platform is capable of being extended to transcriptomics and proteomics. The platform provides a unique, innovative model for understanding system biology and allows for the selection of targets for drug discovery. In particular, it allows for the investigation of lysosomes and the associated pathways in the cause of disease. Furthermore, inbuilt applications within the platform allow correlations between genomic and metabolomic data, and extraction of pathways and differential metabolites to further enable biological understanding of diseases.

### *Knowledge Graph for Disease Understanding*

A knowledge graph is a framework built to integrate and map patient relevant datasets along with complementary types of data in a meaningful way. We have built a knowledge graph that merges our data with millions of datapoints on genes, protein-protein interaction networks, and metabolites. At the same time, Machine learning and AI applications are activated to identify any previously unknown patterns while making novel target predictions. The graph is used as a data-structure underlying various analyses within our disease projects, such as disease exploration, RNA-Seq dual experiment visualization, and identification of novel target genes. It is expected that the data and knowledge captured in CentoGraph will keep expanding and evolving with time and with every new Centogene designed experiment.

### *Genome-wide association studies (GWAS) pipeline*

We have developed a genome-wide association studies (GWAS) pipeline to identify genetic modifiers. This pipeline includes different statistical tests, both at the variant and at the gene level. The implementation allows for variant filtering based on different quality criteria, as well as specific genetic principles. In addition, different gene collapsing models are defined based on variant properties such as minor allele frequency (MAF) and the predicted variant effect.

### *Big Data*

Many rare diseases share phenotypic and genetic traits which interests Biopharma companies involved in drug development and commercialization. Patients, diagnostics, genetic, transcriptomic, proteomic, metabolic and phenotypic information extractable from patient samples are stored in different data formats with different applications and workflows. To optimize the infrastructure for cross-departmental data evaluation, we developed the BigData platform as a way forward to provide a low-cost scale solution for data storage and processing. It enables users to perform analytics and data science through a flexible, scalable and cloud based platform across patient biomarker and bioinformatics data.

The Big Data solution is an analytical and reporting platform which changes traditional cross-departmental (silos) into a highly scalable, available system for data storage and analytics.

### *Healthcare Reimbursement*

Reimbursement of genetic or other testing differs markedly among countries and evolves rapidly based on advancements in technologies and cost. It is a challenge for insurers or public payers to decide when to reimburse for genetic or other tests that are offered by healthcare providers. One of the reasons this is difficult is that often there are alternative treatments with differing results, which insurers may not be able to easily evaluate

Depending on the billing arrangement and applicable law, we may be reimbursed for genetic or other testing services by third-party payors that provide coverage to the patient, such as an insurance company or managed care organization, or by physicians or other authorized parties (such as hospitals or independent laboratories) that order our tests or refer tests to us. In the years ended December 31, 2021 and 2020, we derived between 1% and 2% of our total revenue from United States third-party payers that includes managed care organizations and other healthcare providers. In the years ended December 31, 2021 and 2020, we derived less than 1% of our total revenue from EU insurance companies and managed care organizations based in the European Union

We have strategically determined to focus on countries around the globe where the prevalence of rare hereditary diseases is high or the availability of national genetic or other testing and interpretation is to some extent limited and therefore the complete

Confinant Audit & Assurance B.V.  
For identification purposes only.  
Related to auditor's report  
dated 31 May 2022.

reimbursement or partial payment by the government for our services is more likely. Therefore, the major markets for our diagnostics business currently include the Middle East, Western Europe, parts of Eastern Europe, Latin America, North America, South Asia and parts of South-East Asia. In most of our markets, our diagnostics tests are billable directly to the party submitting the request for a test to us.

### ***Data Management***

Data is the basis for all of our diagnostic and research processes. We are generating approximately up to 25TB of new data in the lab every month. The data is stored in our own infrastructure as well as in a certified third party data center and with Amazon Web Services. The software solutions supporting these processes are based on modern database architecture, and all of our critical systems are fully redundant and backed up in real-time to these facilities.


Further, we implement our big data concept based on architecture. Because we store a vast amount of raw data in our repository, we are able to aggregate data to gain new insights. Data gathering and variant curation are procedures developed and implemented in a web-based software (developed and maintained by Centogene N.V.) that is compliant with the HUGO Gene Nomenclature Committee (the "HGNC"), the Human Genome Variant Society (the "HGVS") and HPO nomenclatures. The software integrates in-house sample management systems and analysis platforms with external databases, utilizes a combination of computer-based tools and manual review in order to assure the accuracy, efficiency and quality of curation process.

### ***Quality Management System***

We have developed and maintained a QMS that integrates the compliance of our processes with various medical device regulations, clinical trial requirements and clinical laboratory requirements. Our QMS is supported by standard operating procedures, educational and staff training plans, internal and external proficiency and competency programs, internal and external auditing, quality improvement indicators and pre-post analytical quality controls, including equipment maintenance, negative and positive controls, change management, employees and customer health and safety and document control programs. Our QMS integrates the compliance of our processes with the following requirements:

- **42 CFR §493** *Clinical Laboratory Improvement Amendments of 1988 (CLIA)*
- **21 CFR §820** *FDA Quality System Regulation*
- **21 CFR §812** *Investigational Device Exemptions*
- **ISO 15189** *Medical laboratories – Particular requirements for Quality and Competence*
- **ISO 13485** *Medical Devices – Quality Systems – Requirements for Regulatory Purposes*
- **EU 2017/746** *European Union In Vitro Diagnostic Regulation*
- **ISO 14971** *Medical Devices – Application of Risk Management to Medical Devices*
- **21 CFR §803** *FDA Medical Device Reporting*
- **21 CFR §806** *FDA Reports of Medical Device Corrections and Removals*
- **MEDDEV 2.12-1** *Guidelines on a Medical Devices Vigilance System*
- **NCCLS GP26-A3** *Application of a Quality Management System Model for Laboratory Services*

We believe our QMS was built to withstand the rigorous review and auditing of medical device regulations, clinical trial requirements and clinical laboratory requirements to ensure our patients and clients receive the highest quality level of care and service.



Client data protection is of high importance to us, as we provide solutions to our clients in more than 120 different countries with varying requirements. We protect our clients and employees through an informed consent process, which goes through a rigorous legal review with in-country specialists and our internal HIPAA and GDPR compliance policies. We continuously monitor all electronically archived and incoming data through these channels.

### ***Data Acquisition and Curation***

Curation is the process of collection, association, updating and review of epidemiologic, phenotypic and genetic data of patients analyzed by us into a structured and standardized format. It uses a combination of computer-based tools and manual review in order to assure the accuracy, efficiency and quality of the curation process.

*Data acquisition.* Data gathering and variant curation procedures are developed and implemented in a web-based software which is compliant with the HGNC, HGVS and HPO nomenclatures allowing collection of variants detected in nuclear coding, nuclear non-coding and mitochondrial genes. The software integrates in-house sample management systems and analysis platforms with external databases providing the curator with a comprehensive and straightforward overview of the evidences regarding genotype-phenotype correlation available both in-house and external.

The data is gathered by a combination of manual submission and data importation following an individual-oriented model where characteristics belonging to a particular individual (including patient information, clinical data, methodology and detected genetic variants) are stored and associated together.


Our uniform classification of variants is an important step in improving our understanding of disease pathogenicity. There are approximately 3 billion base pairs in an individual genome, which translates to approximately 200 gigabytes of data that can be obtained from a single sequencing process. The classification of variants which we record in our BioDatabank follows the American College of Medical Genetics and Genomics guidelines for variant classification, differentiated into five categories: pathogenic, likely pathogenic, uncertain clinical significance, likely benign or benign. If a diagnostic test is finalized without assigned clinical significance we still include the data under an “unclassified” quality status. This information can then be used as comparative data for future diagnostic tests. This systematic classification of variants is based on a highly qualified and standardized curation process, which allows us to provide our clients with high-quality clinical interpretations of newly identified variants, and also ensures that changes in variant classification will be communicated and reflected in our clinical interpretations in a timely manner.

As industry knowledge on variant frequencies increases, we reevaluate the variant classifications contained in our database on a regular basis to ensure our system incorporates the most up-to-date information. Additionally, given the number of rare diseases that have yet to be fully diagnosed and the speed of advancements in the rare disease industry, we regularly revisit “uncertain” patient data to reassess prior clinical interpretations against this new industry knowledge.

*Database curators.* Our curators are scientists with strong backgrounds in human genetics. They continuously undergo extensive training to ensure curation consistency and standardization. They assure that data is properly associated and interpreted and that there are no inconsistencies or discrepancies against detected in-house observations and from external sources. They close the curation process by manual approval that reviewed and curated data comply with standard in-house procedures.

*Curation workflow.* To provide high-quality data, our curation process is divided in three phases: variant-wise, individual-wise and warnings-wise procedures.

- *Curation by variant.* To begin the curation process, the variant-linked information is reviewed. This includes approval of variant nomenclature, terminology, accuracy, consistency and record completeness.
- *Curation by individual.* In order to start curation on a patient-by-patient basis, all variants detected in an individual must be approved. This process aims to assure that the data belonging to an individual follows the guidelines for clinical reporting closely and that all associated data is in agreement with our established guidelines and applicable industry standards. The following factors are considered critical for the clinical statement: variant clinical significance, patient genotype, inheritance pattern of the disorder, the sex of the patient and the phenotypic description, when available.
- *Curation by warning.* The database generates warnings at different levels (variant, individual, gene database levels) to detect errors, invalid terms and nomenclatures and inconsistencies. These warnings are triggered by additional evidence



obtained internally, such as medical reports, or detected externally, such as articles, publications and external databases. Each warning is then manually documented and resolved.

## Intellectual Property

Our success depends in part on our ability to obtain and maintain proprietary protection for our genetic rare disease information platform, proprietary biomarkers, products and solutions and other know-how related to our business, defend and enforce our intellectual property rights, in particular, our patent rights, preserve the confidentiality of our trade secrets, and operate without infringing valid and enforceable intellectual property rights of others. We seek to protect our proprietary position by, among other things, filing EU, U.S. and certain foreign patent applications related to our biomarkers, where patent protection is available. Our policy is to seek patent protection and trademark registration for commercially valuable assets we develop, as appropriate, and maintain as trade secrets other aspects of our genetic rare disease information platform, processes and know-how. We also rely on proprietary technologies, methods and processes, product designs and branding that we have developed.


Notwithstanding these efforts, we cannot be sure that patents will be granted with respect to any patent applications we have filed or may file in the future, and we cannot be sure that any issued patents will not be challenged, invalidated, or circumvented or that such patents will be commercially useful in protecting our technology. Moreover, trade secrets can be difficult to protect. While we have confidence in the measures we take to protect and preserve our trade secrets, such measures can be breached, and we may not have adequate remedies for any such breach. In addition, our trade secrets may otherwise become known or be independently discovered by competitors. For more information regarding the risks related to our intellectual property, please see “Item 3. Key Information—D. Risk Factors—Intellectual Property Risks Related to Our Business.”

### Patents

Each patent family in our patent portfolio typically includes one or more priority-forming patent applications on the basis of which an international patent application (an application filed under the Patent Cooperation Treaty (“PCT”)) is filed, after which national and regional patent applications are prosecuted in various jurisdictions. As of December 31, 2021, our patent portfolio was as follows:

- With regard to our biomarker for Gaucher disease, we own two issued U.S. patents, one pending U.S. non-provisional patent application, issued patents in Australia, China, Europe, Israel, Japan and Russia, and five pending patent applications in the following foreign jurisdictions: Brazil, Canada, Europe, Hong Kong, and Russia. The two issued European patents have been validated in one or more contracting states of the European Patent Convention. These issued patents, and any patents granted from such applications, are expected to expire in 2032, without taking potential patent term extensions or adjustments into account.
- With regard to our biomarker for Niemann-Pick disease, we own two issued U.S. patents, two pending U.S. non-provisional patent applications, issued patents in Australia, Brazil, Europe, Israel, Japan and Mexico, and pending patent applications in the following foreign jurisdictions: Australia, Canada, and Japan. The one issued European patent has been validated in one or more contracting states of the European Patent Convention. These issued patents, and any patents granted from such applications, are expected to expire between 2032 and 2034, without taking potential patent term extensions or adjustments into account.
- With regard to our biomarker for Cystic Fibrosis, we own one pending U.S. non-provisional patent application and seven pending patent applications in the following foreign jurisdictions: Australia, Brazil, Canada, Europe, Israel, Hong Kong and India. Any patents granted from such applications are expected to expire in 2037, without taking potential patent term extensions or adjustments into account.

The term of individual patents depends upon the legal term for patents in the countries in which they are granted. In most countries, including the United States, the patent term is 20 years from the earliest claimed filing date of a non-provisional patent application in the applicable country. In the United States, a patent’s term may, in certain cases, be lengthened by patent term adjustment, which compensates a patentee for administrative delays by the USPTO in examining and granting a patent, or may be shortened if a patent is terminally disclaimed over a commonly owned patent or a patent naming a common inventor and having an earlier expiration date.



We have entered into agreements with the University of Rostock and a related scientific institute pursuant to which such parties have fully transferred to us interests that they had co-owned with us with respect to patents and patent applications relating to our biomarkers for Gaucher disease, metachromatic leukodystrophy and Niemann-Pick disease or to the treatment of cancer or lysosomal storage disorders. Pursuant to the terms of these agreements, we were required to pay a total of €150,000 in upfront transfer fees and are obligated to pay royalties below 1% on net sales generated by the applicable patents in the future.

### ***Trade Secrets and Trademarks***

In addition to patent protection, we also rely on trade secrets, know-how, continuing technological innovation, and confidential information to develop and maintain our proprietary position and protect aspects of our business that are not amenable to, or that we do not consider appropriate for, patent protection, including, our genetic rare disease information platform. We seek to protect our proprietary technology and processes, in part, by entering into confidentiality agreements and invention assignment agreements with our employees, consultants, scientific advisors, contractors and commercial partners. In addition, we take other appropriate precautions, such as physical and technological security measures, to guard against misappropriation of our proprietary technology by third parties.

Our brand is very important to us, as it is a symbol of our reputation and representative of the goodwill we seek to generate with our customers. Consequently, we have invested significant resources in the protection of our trademarks. We seek trademark protection in the United States and in foreign jurisdictions where available and when appropriate. We own registered trademarks for both “Centogene” and “CentomD” in Europe, the United States and other jurisdictions, including Canada and Japan.

### **Regulation**

Our diagnostics and pharmaceutical businesses are highly regulated due to our operation of clinical laboratories in Rostock, Germany and Cambridge, Massachusetts and because of our provision of diagnostic services and our development of proprietary biomarkers. In addition, we are subject to a variety of regulations and industry standards worldwide governing, among other things, data privacy, distribution of our products and patents and trademark licensing.

The key U.S. and European regulations that are applicable to our business are discussed in more detail below. Whether or not we obtain FDA clearance or approval or a CE Mark for a product, we must obtain the requisite approvals from regulatory authorities in foreign countries prior to the use of a diagnostic or other product in those countries. The requirements and processes governing patient consents, product registration and pricing vary from country to country.

#### ***United States Regulation***

Our business is subject to and impacted by extensive and frequently changing laws and regulations in the United States at both the federal and state levels. These laws and regulations include regulations particular to our business and laws and regulations relating to conducting business generally. We also are subject to inspections and audits by governmental agencies. Set forth below are highlights of the key United States regulatory schemes applicable to our business.

#### ***CLIA and State Regulation***

Because we operate clinical laboratories, we are required to hold certain United States federal and state licenses and certifications to conduct our business. We are subject to CLIA regulations in the United States, which establish quality standards for all laboratory testing to ensure the accuracy, reliability and timeliness of patient test results regardless of where the test is performed. Our laboratories in Rostock, Germany and Cambridge, Massachusetts are CLIA-certified and accredited by CAP, as well as CAP ISO 15189 accredited. In addition, we are required to meet certain laboratory licensing requirements for states with regulations beyond CLIA. For more information on state licensing requirements, see “—Regulation—United States Regulation—State Laboratory Testing.”

Under CLIA, a laboratory is any facility that performs laboratory testing on specimens derived from humans for the purpose of providing information for the diagnosis, prevention or treatment of disease, or the impairment of, or assessment of health. CLIA also requires that we hold a certificate applicable to the type of work we perform and comply with certain standards. CLIA further regulates virtually all clinical laboratories by requiring that they be certified by the federal government and comply with various operational, personnel, facilities administration quality and proficiency requirements intended to ensure that their clinical laboratory testing services are accurate, reliable and timely. Laboratories must register and list their tests with the Centers for Medicare &

Confinant Audit & Assurance B.V.  
For identification purposes only.  
Related to auditor's report  
dated 31 May 2022.

Medicaid Services, or CMS, the agency that oversees CLIA. CLIA compliance and certification is also a prerequisite to be eligible to bill for services provided to governmental payor program beneficiaries and for many private payors. CLIA is user-fee funded. Therefore, all costs of administering the program must be covered by the regulated facilities, including certification and survey costs.

We are subject to survey and inspection every two years to assess compliance with program standards, and may be subject to additional unannounced inspections. Laboratories performing high-complexity testing are required to meet more stringent requirements than laboratories performing less complex tests. In addition, a laboratory like ours that is certified as “high-complexity” under CLIA may develop, manufacture, validate and use proprietary tests referred to as LDTs. While laboratories that offer LDTs are subject to the FDC Act, in addition to CLIA, the FDA has generally exercised enforcement discretion towards these tests. In compliance with CLIA requirements to establish performance specifications, including accuracy, precision, specificity, sensitivity and a reference range for any LDT used in clinical testing, our LDTs have undergone full analytical validation.

In addition to CLIA requirements, we elect to participate in the accreditation program of CAP. CMS has deemed CAP standards to be equally or more stringent than CLIA regulations and has approved CAP as a recognized accrediting organization. Inspection by CAP is performed in lieu of CMS for accredited laboratories. Because we are accredited by the CAP Laboratory Accreditation Program, we are deemed to also comply with CLIA.

#### *State Laboratory Testing*

CLIA also provides that a state may adopt laboratory regulations that are more stringent than those under federal law, and a number of states have implemented their own more stringent laboratory regulatory schemes. State laws may require that laboratory personnel meet certain qualifications, specify certain quality controls, or prescribe record maintenance requirements. Our clinical operations at our Cambridge laboratory are required to meet certain state laboratory licensing and other requirements, which in some areas are more stringent than CLIA requirements. Our Cambridge, Massachusetts lab is also subject to Massachusetts Department of Public Health clinical laboratory permitting requirements. In October 2018, we received our CLIA permit to perform high complexity genetic testing in our Cambridge, Massachusetts lab. Our Massachusetts Department of Public Health clinical laboratory permit application was reviewed and the lab was inspected. It passed accreditation with no deficiencies and was issued a Massachusetts license for high complexity testing in November 2018. We have been permitted to begin testing in November 2018. Two states, New York and Washington, are CLIA-exempt, however, and as such have their own regulatory requirements to which we may be subject. CMS deemed both New York and Washington as CLIA-exempt because their licensing and supervisory programs are more stringent than that run by CMS and the CDC. New York requires clinical laboratories that accept specimens from New York residents to have both a CLIA and New York Clinical Laboratory Evaluation Program (“CLEP”) permit. CLEP approval can take up to a year, and can be costly and time-consuming. Washington State does not require clinical laboratories to have a CLIA permit, but does require the clinical laboratory to apply for a Washington State lab permit.

Several states in the United States require the licensure of out-of-state laboratories that accept specimens from those states. For example, New York requires a laboratory to hold a permit which is issued after an on-site inspection and approval of testing methodology, and has various requirements over and above CLIA and CAP, including those for personnel qualifications, proficiency testing and physical facility, equipment and quality control standards. Each of our CLIA laboratory locations, including our site in Massachusetts, holds the appropriate licensure for the activities performed at that location. CLEP permit requires LDTs that are offered to New York State patients must be submitted for approval before they can be marketed or offered in New York. The Company is in the process of obtaining the requisite approvals for its LDTs.

From time to time, other states, such as California, Rhode Island, Maryland, New York and Pennsylvania, may require out-of-state laboratories to obtain licensure in order to accept specimens from the state, even though the laboratory is not located in such state. If we identify any other state with such requirements, or if we are contacted by any other state advising us of such requirements, we intend to follow instructions from the state regulators as to how we should comply with such requirements. We are currently licensed in Florida, Pennsylvania, Maryland, Rhode Island and California and are in the process of obtaining a New York State license.

Many states have also implemented genetic or other testing and privacy laws imposing specific patient consent requirements and protecting test results. In some cases, we are prohibited from conducting certain tests without a certification of patient consent by the physician ordering the test. Requirements of these laws and penalties for violations vary widely. We review our obligations regarding genetic or other testing and consent periodically. If we identify states with such requirements, or if we are contacted by any other state advising us of such requirements, we intend to follow instructions from the state regulators as to how we should comply with such requirements.

Confinant Audit & Assurance B.V.  
For identification purposes only.  
Related to auditor's report  
dated 31 May 2022.

## FDA

In the United States, medical devices are subject to extensive regulation by the FDA, under the FDC Act, and its implementing regulations, and other federal and state statutes and regulations. The laws and regulations govern, among other things, medical device development, testing, labeling, storage, premarket clearance or approval, advertising and promotion and product sales and distribution. To be commercially distributed in the United States, medical devices must receive from the FDA prior to marketing, unless subject to an exemption, either approval of a PMA (for most Class III devices), clearance of a 510(k) premarket notification or classification pursuant to a de novo submission.

IVDs are types of medical devices that can be used in the diagnosis or detection of diseases, conditions or infections, including, without limitation, the presence of certain chemicals, genetic information or other biomarkers. Predictive, prognostic and screening tests, such as carrier screening tests, can also be IVDs. A subset of IVDs is known as analyte-specific reagents (“ASRs”). ASRs consist of single reagents, and are intended for use in a diagnostic application for the identification and quantification of an individual chemical substance in biological specimens. ASRs are medical devices, but most are exempt from 510(k) review. As medical devices, ASRs have to comply with some QSR provisions and other device requirements, such as establishment registration, device listing and medical device reporting.

The FDC Act classifies medical devices into one of three categories based on the risks associated with the device and the level of control necessary to provide reasonable assurance of safety and effectiveness. Class I devices are deemed to be low risk and are subject to the fewest regulatory controls. Many Class I devices are exempt from FDA premarket review requirements. Class II devices, including some software products to the extent that they qualify as a device, are deemed to be moderate risk, and generally require clearance through the premarket notification, or 510(k) clearance, process in order to be commercially distributed. Class III devices are generally the highest risk devices and are subject to the highest level of regulatory control to provide reasonable assurance of the device’s safety and effectiveness. Class III devices typically require approval of a PMA by the FDA before they are marketed. A clinical study is almost always required to support a PMA application and is sometimes required for 510(k) clearance. All clinical studies of investigational devices must be conducted in compliance with any applicable FDA and Institutional Review Board requirements. Devices that are exempt from FDA premarket review requirements must nonetheless comply with general post-market controls as described below, unless the FDA has chosen to exercise enforcement discretion and not regulate them.

*510(k) clearance pathway.* To obtain 510(k) clearance, a manufacturer must submit a premarket notification demonstrating to the FDA’s satisfaction that the proposed device is substantially equivalent to a previously 510(k)-cleared device or a device that was in commercial distribution before May 28, 1976 for which the FDA has not yet called for submission of PMA applications. The previously cleared device is known as a predicate. The FDA’s 510(k) clearance pathway usually takes from three to 12 months, but it can take longer, particularly for a novel type of product.

*PMA pathway.* The PMA pathway requires proof of the safety and effectiveness of the device to the FDA’s satisfaction. The PMA pathway is costly, lengthy and uncertain. A PMA application must provide extensive preclinical and clinical trial data as well as information about the device and its components regarding, among other things, device design, manufacturing and labeling. As part of its PMA review process, the FDA will typically inspect the manufacturer’s facilities for compliance with QSR requirements, which impose elaborate testing, control, documentation and other quality assurance procedures. The PMA review process typically takes one to three years but can take longer.

*De novo pathway.* If no predicate device can be identified, the product is automatically classified as Class III, requiring a PMA application. However, the FDA can reclassify, or use “de novo classification,” for a device for which there was no predicate device if the device is low or moderate risk. The FDA will identify “special controls” that the manufacturer must implement, which often include labeling and other restrictions. Subsequent applicants can rely on the de novo product as a predicate for a 510(k) clearance. The de novo route is less burdensome than the PMA process. A device company can ask the FDA at the outset if the de novo route is available and submit the application as one requesting de novo classification. The de novo route has been used for many IVD products.

*Post-market general controls.* After a device, including a device exempt from FDA premarket review, is placed on the market, numerous regulatory requirements apply. These include the QSR, labeling regulations, registration and listing, the Medical Device Reporting regulation (which requires that manufacturers report to the FDA if their device may have caused or contributed to a death or serious injury or malfunctioned in a way that would likely cause or contribute to a death or serious injury if it were to recur) and the Reports of Corrections and Removals regulation (which requires manufacturers to report recalls and field actions to the FDA if initiated to reduce a risk to health posed by the device or to remedy a violation of the FDC Act).

Confinant Audit & Assurance B.V.  
For identification purposes only.  
Related to auditor's report  
dated 31 May 2022.

The FDA enforces these requirements by inspection and market surveillance. If the FDA finds a violation, it can institute a wide variety of enforcement actions, ranging from an untitled or public warning letter to more severe sanctions such as fines, injunctions and civil penalties; recall or seizure of products; operating restrictions and partial suspension or total shutdown of production; refusing requests for 510(k) clearance or PMA approval of new products; withdrawing 510(k) clearance or PMAs already granted; and criminal prosecution.

*Research use only.* Research use only (“RUO”) products belong to a separate regulatory classification under a long-standing FDA regulation. RUO products are not regulated as medical devices and are therefore not subject to the regulatory requirements discussed above. The products must bear the statement: “For Research Use Only. Not for Use in Diagnostic Procedures.” RUO products cannot make any claims related to safety, effectiveness or diagnostic utility, and they cannot be intended for human clinical diagnostic use. A product labeled RUO but intended to be used diagnostically may be viewed by the FDA as adulterated and misbranded under the FDC Act and is subject to FDA enforcement activities, including requiring the supplier to seek clearance or approval for the products. Our LDT uses instruments and reagents labeled as RUO in our laboratories.

*Laboratory-developed tests.* LDTs have generally been considered to be tests that are designed, developed, validated and used within a single laboratory. The FDA takes the position that it has the authority to regulate such tests as medical devices under the FDC Act. The FDA has historically exercised enforcement discretion and has not required clearance or approval of LDTs prior to marketing. In addition, New York CLEP separately approves certain LDTs offered to New York State patients. The Company is in the process of obtaining the requisite approvals for its LDTs in New York.

On October 3, 2014, the FDA issued two draft guidance documents regarding oversight of LDTs. These draft guidance documents proposed more active review of LDTs. The draft guidance has been the subject of considerable controversy, and in November 2016, the FDA announced that it would not be finalizing the 2014 draft guidance documents. On January 13, 2017, the FDA issued a discussion paper which laid out elements of a possible revised future LDT regulatory framework, but did not establish any regulatory requirements.

The FDA’s efforts to regulate LDTs have prompted the drafting of legislation governing diagnostic products and services that sought to substantially revamp the regulation of both LDTs and IVDs. Congress may still act to provide further direction to the FDA on the regulation of LDTs.

We believe that the majority of the tests we currently offer meet the definition of LDTs, as they have been designed, developed and validated for use in a single CLIA-certified laboratory. If our tests are LDTs, they are currently not subject to FDA regulation as IVDs.

#### *HIPAA and HITECH*

Under the administrative simplification provisions of HIPAA, as amended by the HITECH Act, the United States Department of Health and Human Services issued regulations that establish uniform standards governing the conduct of certain electronic healthcare transactions and protecting the privacy and security of protected health information used or disclosed by healthcare providers and other covered entities. Three principal regulations with which we are required to comply have been issued in final form under HIPAA: privacy regulations, security regulations and standards for electronic transactions, which establish standards for common healthcare transactions. The privacy and security regulations were extensively amended in 2013 to incorporate requirements from the HITECH Act.

The privacy regulations cover the use and disclosure of protected health information by healthcare providers and other covered entities. They also set forth certain rights that an individual has with respect to his or her protected health information maintained by a healthcare provider, including the right to access or amend certain records containing protected health information, or to request restrictions on the use or disclosure of protected health information. The security regulations establish requirements for safeguarding the confidentiality, integrity and availability of protected health information that is electronically transmitted or electronically stored. The HITECH Act, among other things, established certain protected health information security breach notification requirements. A covered entity must notify affected individual(s) and the United States Department of Health and Human Services when there is a breach of unsecured protected health information. The HITECH Act also strengthened the civil and criminal penalties that may be imposed against covered entities, business associates, and individuals, and gave state attorneys general new authority to file civil actions for damages or injunctions in federal courts to enforce the federal HIPAA laws and seek attorneys’ fees and costs associated with pursuing federal civil actions. In addition, other federal and state laws may govern the privacy and security of health and other information in certain circumstances, many of which differ from each other in significant ways and may not be



preempted by HIPAA, thus complicating compliance efforts. The HIPAA privacy and security regulations establish a uniform federal “floor” that healthcare providers must meet and do not supersede state laws that are more stringent or provide individuals with greater rights with respect to the privacy or security of, and access to, their records containing protected health information. Massachusetts, for example, has a state law that protects the privacy and security of personal information of Massachusetts residents that is more prescriptive than HIPAA.

These laws contain significant fines and other penalties for wrongful use or disclosure of protected health information. Additionally, to the extent that we submit electronic healthcare claims and payment transactions that do not comply with the electronic data transmission standards established under HIPAA and the HITECH Act, payments to us may be delayed or denied.

#### *United States Federal and State Fraud and Abuse Laws*

In the United States, there are various fraud and abuse laws with which we must comply and we are potentially subject to regulation by various federal, state and local authorities, including CMS, other divisions of the U.S. Department of Health and Human Services (e.g., the Office of Inspector General), the DOJ and individual U.S. Attorney offices within the DOJ, and state and local governments. We also may be subject to foreign fraud and abuse laws.

In the United States, the federal Anti-Kickback Statute prohibits, among other things, knowingly and willfully offering, paying, soliciting or receiving remuneration to induce or in return for patient referrals for, or purchasing, leasing, ordering or arranging for the purchase, lease or order of, any healthcare item or service reimbursable under a governmental payor program. Courts have stated that a financial arrangement may violate the Anti-Kickback Statute if any one purpose of the arrangement is to encourage patient referrals or other federal healthcare program business, regardless of whether there are other legitimate purposes for the arrangement. Violations may result in imprisonment, criminal fines, civil money penalties and exclusion from participation in federal healthcare programs. Many states also have anti-kickback statutes, some of which may apply to items or services reimbursed by any third-party payor, including commercial insurers.

In addition to the administrative simplification regulations discussed above, HIPAA also created two new federal crimes: healthcare fraud and false statements relating to healthcare matters. The healthcare fraud statute prohibits knowingly and willfully executing a scheme to defraud any healthcare benefit program, including private payors. A violation of this statute is a felony and may result in fines, imprisonment or exclusion from governmental payor programs such as the Medicare and Medicaid programs. The false statements statute prohibits knowingly and willfully falsifying, concealing or covering up a material fact, or making any materially false, fictitious or fraudulent statement in connection with the delivery of or payment for healthcare benefits, items or services. A violation of this statute is a felony and may result in fines, imprisonment or exclusion from governmental payor programs.

Finally, another development affecting the healthcare industry is the increased enforcement of the federal False Claims Act and, in particular, actions brought pursuant to the False Claims Act’s “whistleblower” or *qui tam* provisions. The False Claims Act imposes liability on any person or entity that, among other things, knowingly presents, or causes to be presented, a false or fraudulent claim for payment by a federal governmental payor program. The *qui tam* provisions of the False Claims Act allow a private individual to bring actions on behalf of the federal government alleging that the defendant has defrauded the federal government by submitting a false claim to the federal government and permit such individuals to share in any amounts paid by the entity to the government in fines or settlement. When an entity is determined to have violated the False Claims Act, it may be required to pay up to three times the actual damages sustained by the government, plus civil penalties ranging from \$11,181 to \$22,363 for each false claim. These civil penalties are also adjusted for inflation periodically.

In addition, various states have enacted false claim laws analogous to the federal False Claims Act, although many of these state laws apply where a claim is submitted to any third-party payor and not merely a governmental payor program.

#### *Physician Referral Prohibitions*

Under a United States federal law directed at “self-referral,” commonly known as the “Stark Law,” there are prohibitions, with certain exceptions, on referrals for certain designated health services, including laboratory services, that are covered by the Medicare and Medicaid programs by physicians who personally, or through a family member, have an investment or ownership interest in, or a compensation arrangement with, an entity performing the tests. The prohibition also extends to payment for any testing referred in violation of the Stark Law. A person who engages in a scheme to circumvent the Stark Law’s referral prohibition may be fined up to \$100,000 for each such arrangement or scheme. In addition, any person who presents or causes to be presented a claim to the Medicare or Medicaid programs in violation of the Stark Law is subject to civil monetary penalties of up to \$15,000 per bill

Confinant Audit & Assurance B.V.  
For identification purposes only.  
Related to auditor's report  
dated 31 May 2022.

submission, an assessment of up to three times the amount claimed and possible exclusion from participation in federal governmental payor programs. Bills submitted in violation of the Stark Law may not be paid by Medicare or Medicaid, and any person collecting any amounts with respect to any such prohibited bill is obligated to refund such amounts. Many states have comparable laws that are not limited to Medicare and Medicaid referrals.

#### *Corporate Practice of Medicine*

Approximately 30 states in the United States have enacted laws prohibiting business corporations, such as us, from practicing medicine and employing or engaging physicians to practice medicine, generally referred to as the prohibition against the corporate practice of medicine. These laws are designed to prevent interference in the medical decision-making process by anyone who is not a licensed physician. For example, California's Medical Board has indicated that determining what diagnostic tests are appropriate for a particular condition and taking responsibility for the ultimate overall care of the patient, including providing treatment options available to the patient, would constitute the unlicensed practice of medicine if performed by an unlicensed person. Violation of these corporate practice of medicine laws may result in civil or criminal fines, as well as sanctions imposed against us and/or the professional through licensure proceedings.

#### *Other United States Regulatory Requirements*

Our laboratories are subject to United States federal, state and local regulations relating to the handling and disposal of regulated medical waste, hazardous waste and biohazardous waste, including chemical, biological agents and compounds, blood samples and other human tissue. Typically, we use outside vendors who are contractually obligated to comply with applicable laws and regulations to dispose of such waste. These vendors are licensed or otherwise qualified to handle and dispose of such waste.

The U.S. Occupational Safety and Health Administration has established extensive requirements relating to workplace safety for healthcare employers, including requirements to develop and implement programs to protect workers from exposure to blood-borne pathogens by preventing or minimizing any exposure through needle stick or similar penetrating injuries.

The U.S. federal Physician Payments Sunshine Act requires certain manufacturers of drugs, devices, biologics and medical supplies for which payment is available under Medicare, Medicaid or the Children's Health Insurance Program, with specific exceptions, to annually report to CMS information related to payments or other transfers of value made to physicians and teaching hospitals, as well as ownership and investment interests held by physicians and their immediate family members.

#### *European Regulation*

European sales of medical and diagnostic devices are subject to European regulations. The time required to obtain clearance or approval by a foreign country may be longer or shorter than that required for FDA clearance or approval, and the requirements may be different. Set forth below are highlights of the key European regulatory schemes applicable to our business.

#### *European Conformity Marking ("CE Mark") and Certifications*

The primary regulatory body in Europe is the European Commission, which has adopted numerous directives and has promulgated standards regulating the design, manufacture, clinical trials, labeling and adverse event reporting for medical and diagnostic devices. Devices that comply with the requirements of a relevant directive will be entitled to bear the CE Mark indicating that the device conforms to the essential requirements of the applicable directives and, accordingly, can be commercially distributed throughout the member states of the European Union, and other countries that comply with or mirror these directives. The method of assessing conformity varies depending on the type and class of the product, but normally involves a combination of self-assessment by the manufacturer and a third-party assessment by a notified body, an independent and neutral institution appointed by a country to conduct the conformity assessment. This third-party assessment may consist of an audit of the manufacturer's quality system, review of technical documentation and specific testing of the manufacturer's device. Such an assessment may be required in order for a manufacturer to commercially distribute the product throughout these countries. ISO 13485 certification is a voluntary standard. Quality systems that implement relevant harmonized standards establish the presumption of conformity with the essential requirements for a CE Mark.

We currently have 3 Invitro Diagnostic Medical Devices, the CentoCard, CentoSwab and CentoNIPT, which must be in compliance with Directive IVD 98/79/EG and Regulation (EU) 2017/746 (which will enter into force on May 26, 2022), to affix the

CE Mark. The EU MDR Medical Device Regulation (MDR) is applicable for all our Medical Devices to affix the CE Mark. We use EN ISO 13485:2016 as the Quality Management Standard for Medical Devices and Invitro Diagnostic Medical Devices.

#### *Laboratory-Developed Tests*

As currently a majority of our diagnostic testing is run at our laboratory in Rostock, Germany, the European Union and German legislation on *in vitro* diagnostic medical devices applies. According to the recitals of the IVD-MDD, reagents which are produced within “health-institution laboratories” for use in that environment and which are not subject to commercial transactions are not covered by the Directive. However, the legal framework for applying the exemption clauses for LDTs is not entirely clear as the IVD-MDD lacks an explicit definition and there is no related case law. As of May 2022, when the new IVD-MDR becomes applicable, the general safety and performance requirements set out in Annex I IVD-MDR are applicable also to devices manufactured and used only within health institutions. Overall the exemptions for LDTs will be narrowed, as even health institutions that use LDTs, among other institutions, will have to provide information upon request on the use of such devices to their relevant authorities and the particular health institution will have to draw up a declaration which it is required to make publicly available. If those conditions are not met and/or diagnostic tests are manufactured and used only within health institutions but not “on an industrial scale”, such tests will qualify as IVDs with the IVD-MDR, generally applying with full applicability. However, with Regulation (EU) 2022/112 of January 25, 2022, new transitional periods for certain IVDs and a deferred application of conditions for in-house-devices have been introduced. Additionally, U.S. regulation applies to our laboratory-developed tests (see “Regulation—Regulation States Regulation—Laboratory-developed tests” for more information).

#### *General Data Protection Regulation*

In May 2016, the European Union formally adopted the GDPR, which applied to all EU member states as of May 25, 2018 and replaced the EU Data Protection Directive. The GDPR imposes strict requirements on controllers and processors of personal data, including special protections for “sensitive information,” which includes health and genetic information of data subjects residing in the European Union. The GDPR grants individuals the opportunity to object to the processing of their personal information, allows them to request deletion of personal information in certain circumstances, and provides an individual with an express right to seek legal remedies in the event the individual believes his or her rights have been violated. Further, the GDPR imposes strict rules on the transfer of personal data out of the European Union to the United States or other regions that have not been deemed to offer “adequate” privacy protections. It has increased our responsibility and liability in relation to personal data that we process and we may be required to put in place additional mechanisms ensuring compliance with the new EU data protection rules.

The GDPR is a complex law and the regulatory guidance is still evolving, including with respect to how the GDPR should be applied in the context of transactions from which we may gain access to personal data. Furthermore, many of the countries within the European Union are still in the process of drafting supplementary data protection legislation in key fields where the GDPR allows for national variation, including the fields of clinical study and other health-related information. There is still significant uncertainty related to the manner in which data protection authorities will seek to enforce compliance with GDPR in the medical and research fields. For example, it is not yet clear if such authorities will conduct random audits of companies subject to the GDPR or will only respond to complaints filed by individuals who claim their rights have been violated. Enforcement actions to date in other industries has resulted in significant fines and other penalties. Failure to comply with the requirements of the GDPR and the related national data protection laws of EU member states, which may deviate slightly from the GDPR, may result in material fines.

#### *European Fraud and Abuse Laws*

In Europe, various countries have adopted anti-bribery laws providing for severe consequences, in the form of criminal penalties and/or significant fines, for individuals and/or companies committing a bribery offense. Violations of these anti-bribery laws, or allegations of such violations, could have a negative impact on our business, results of operations and reputation. For instance, in the United Kingdom, under the Bribery Act 2010, which went into effect in July 2011, a bribery occurs when a person offers, gives or promises to give a financial or other advantage to induce or reward another individual to improperly perform certain functions or activities, including any function of a public nature. Bribery of foreign public officials also falls within the scope of the Bribery Act 2010. Under the new regime, an individual found in violation of the Bribery Act 2010 faces imprisonment of up to 10 years. In addition, the individual can be subject to an unlimited fine, as can commercial organizations for failure to prevent bribery.

In Germany, interactions between pharmaceutical and medical device companies and physicians, other healthcare professionals and healthcare organizations are subject to the general criminal law regime covering anti-bribery in the public and private sectors, respectively, as well as to more recently enacted specific provisions in the German Criminal Code (Strafgesetzbuch –

StGB) covering anti-bribery in the healthcare sector in connection with the prescription and procurement of medicinal products and medical devices and the allocation of patients or material for diagnostic purposes. Obligations to report payments to healthcare professionals or healthcare organizations are currently limited to members of certain industry associations. Marketplace activities and medical claims are regulated by the Healthcare Advertising Act (Heilmittelwerbe-gesetz – HWG) and the Act against Unfair Competition (Gesetz gegen unlauteren Wettbewerb – UWG) allowing competitors, among others, to seek interim injunctions in ex-parte proceedings, and by consumer protection laws.

Violations of these laws may subject us to criminal, civil and administrative sanctions including monetary penalties, damages, fines, injunctions, disgorgement, individual imprisonment and exclusion from participation in government funded healthcare programs, additional reporting requirements and oversight if we become subject to a corporate integrity agreement or similar agreement to resolve allegations of noncompliance with these laws, reputational harm, and we may be required to curtail or restructure our operations. Moreover, we expect that there will continue to be federal, and state and foreign laws and regulations, proposed and implemented, that could impact our future operations and business.

### Competition

We believe, for our core business, that we are the company offering the most comprehensive services to both diagnostics and pharmaceutical partners in the rare disease field, with highly curated data combining genetic, epidemiological and phenotypical information and proprietary biomarkers. Our principal competitors are existing mainstream diagnostics companies or companies specializing in certain rare diseases as well as cloud-based bioinformatic companies and entities that offer open source uncurated genetic databases. However, these companies do not offer curated information or as broad of a testing portfolio for rare diseases in as many geographical regions as we do. For example, we have found that the genetic mutation causing the same rare diseases and the phenotypical patterns may vary depending on the ethnicity of the patients, which we have identified based on our global data sets. Such unique insights may not be available to other companies that do not have the same global scope of patient data.

Our principal competitors in our diagnostics segment include mainstream diagnostic testing companies as well as labs or hospital conglomerates which offer the same services. In our pharmaceutical segment, our competitors include diagnostic testing companies and large pharmaceuticals.

With the continuous development in the NGS technology, the cost of genetic sequencing is anticipated to decrease and there may be companies intending to compete with us by performing massive sequencing at lower prices in order to obtain the relevant data to construct a similar database and repository. However, given the current limitations in the rare diseases fields, as well as the required quantity and quality of the data in order to make any relevant analysis, we believe our BioDatabank is the leading rare-disease centric BioDatabank, due to its focus, data quantity and data diversity (ethnic, geographic, etc).

### 3.3 Organizational Structure

Our parent company is Centogene N.V. (the “Company”). Centogene B.V. was incorporated on October 11, 2018. In connection with our initial public offering which closed on November 12, 2019, we executed a corporate reorganization whereby Centogene B.V. was converted into Centogene N.V., and Centogene N.V. became the holding company for Centogene AG (now Centogene GmbH).

Our major subsidiaries are listed below.

| Name  | Country in which primary activities are pursued | Equity interest (%) |              |
|---|---|---------------------|--------------|
|   |   | Dec 31, 2021        | Dec 31, 2020 |
| Centogene GmbH <sup>(1)</sup>               | Germany   | 100                 | 100          |
| Centogene FZ-LLC                            | United Arab Emirates                            | 100                 | 100          |
| Centogene US, LLC                           | USA   | 100                 | 100          |
| Centogene GmbH                              | Austria   | 90                  | 90           |
| Centogene India Pvt. Ltd. <sup>(2)</sup>    | India   | 100                 | 100          |
| Centogene Switzerland AG                    | Switzerland                                     | 100                 | 100          |
| CentoSafE B.V.                              | Netherlands                                     | 100                 | 100          |
| Centogene d.o.o. Belgrade                   | Serbia  | 100                 | 100          |
| Dr. Bauer Laboratoriums GmbH <sup>(3)</sup> | Germany   | —                   | —            |

(1) Centogene IP GmbH and Centogene Shared Service GmbH were merged with Centogene GmbH on January 1, 2021.

Confinant Audit & Assurance B.V.  
For identification purposes only.  
Related to auditor's report  
dated 31 May 2022.

- (2) The Group acquired the remaining 49% of Centogene India Pvt. Ltd. in 2020.
- (3) Centogene does not own any shares in Dr. Bauer Laboratoriums GmbH. However, Centogene meets the criteria of the control model under IFRS 10 as it has exposure to variable returns from, and the ability to use power to affect returns of, Dr. Bauer Laboratoriums GmbH.

### 3.4 Property, Plants and Equipment

Our headquarters are located in Rostock, Germany, where we occupy approximately 8,500 square meters of office and laboratory space that was originally constructed by us. In July 2019, Centogene AG (now Centogene GmbH) entered into a sale and leaseback transaction, pursuant to which we sold our Rostock headquarters building to a third party for €24,000 thousand. We then leased the building from the third party for a period of 12 years at a fixed rate per month with the option to extend twice. In addition, a bank guarantee of €3,000 thousand (which we have secured by cash deposit of € 1,500 thousand) is required to be maintained during the lease period. In February 2020, we entered into another lease contract for the further expansion of our Rostock headquarters. The additional lease contract covers a total area of approximately 2,850 square meters of offices, staff facilities and storage spaces, and will commence during the first quarter of 2023, when the building is expected to be completed by the lessor. The lease is charged at a fixed rate and covers a fixed period of eight years, with the option to extend twice. The lease cannot be terminated during the fixed eight-year period, but we are permitted to sub-lease to a third party.


In September 2018, we also opened an office and laboratory facility in Cambridge, Massachusetts. We rented the premises with a two-year lease covering approximately 168 square meters. In June 2019, we rented additional premises of approximately 194 square meters. The contract provides for, and we have exercised, an option to extend for a period of two years after the current term ended on June 30, 2020.

Both laboratories in Rostock, Germany and in Cambridge, Massachusetts, are equipped with the most advanced technologies for clinical diagnostics, clinical studies and research and development. We strive to follow the strictest quality criteria at all times and both laboratories are certified by the Centers for Medicare and Medicaid Services and accredited by the College of American Pathologists. To further enhance flexibility in capital management, we may purchase some of the leased laboratory equipment. These leases usually cover a period of two to four years, and our obligations under these leases are secured by the lessor's title to the leased assets.

In March 2020, we announced the commencement of testing for COVID-19. In order to increase the testing capacity, we acquired the laboratory facilities and equipment of a former cancer immunotherapy company and leased their former laboratory space in Hamburg, Germany. The lease is charged at a fixed rate and covers a fixed period of five years, with an option to extend. We do not have the right to terminate the lease during the fixed five-year period, but we are permitted to sub-lease to a third party. To facilitate the increased demand in testing for COVID-19 in Germany, we opened a COVID-19 test center at Germany's largest airport in Frankfurt am Main and an additional COVID-19 testing laboratory based in Industriepark Höchst in Frankfurt am Main, Germany. In addition, we entered into short term lease agreements and operated COVID-19 test centers at the airports in Hamburg, Düsseldorf and Berlin as well as in city centers in Frankfurt am Main, Wiesbaden and Berlin. In October 2021, we reassessed our long-term plans of providing COVID-19 testing due to changes in the COVID-19 pandemic, particularly developments in vaccination campaigns with increasing vaccination numbers and relaxation of testing regulations by several countries. As a result, we closed our Hamburg laboratory and exited service agreements and test center leases that were not profitable.

In addition to our laboratories, we have sales and administrative offices located in Berlin (Germany), Cambridge (Massachusetts, United States), Vienna (Austria), Dubai (United Arab Emirates), Delhi (India) and Zug (Switzerland), allowing us to further expand our international footprint. Considering the continuous expansion of our business, we relocated our office to Berlin, Germany in October 2019. The new office covers an area of approximately 1,770 square meters and was leased for a period of 12 years without an extension option. Until the end of the lease period for our Berlin, Germany office, we must provide a bank guarantee of €257 thousand (which we collateralized with a cash deposit of €128 thousand).

As of December 31, 2021, we employed approximately 808 highly qualified personnel (including consultants) from over 55 nationalities.



## 4. Operating and Financial Review and Prospects

### 4.1 Operating Results

*The following discussion of our financial condition and results of operations should be read in conjunction with Centogene's audited consolidated financial statements as of December 31, 2021 and 2020 and for the years ended December 31, 2021, 2020 and 2019 and the notes thereto, included elsewhere in this Annual Report as well as the information presented under "Item 3—A. Selected Financial Data." Financial information presented in the consolidated financial statements for periods prior to the completion of our corporate reorganization in November 2019 is that of Centogene AG (which is now known as Centogene GmbH), our wholly-owned subsidiary. The consolidated financial statements of Centogene N.V. are a continuation of the historical consolidated financial statements of Centogene AG. Centogene AG was acquired by Centogene B.V., which subsequently converted into Centogene N.V., on November 7, 2019 as part of our corporate reorganization. Centogene B.V. had no assets, liabilities or contingent liabilities until the completion of our corporate reorganization. Following the corporate reorganization, Centogene N.V. became the holding company of Centogene AG and the historical consolidated financial statements of Centogene AG (now Centogene GmbH) as of and for the year ended 2018 included in this Annual Report became the historical consolidated financial statements of Centogene N.V. On March 5, 2020, we resolved that Centogene AG shall be converted into a German limited liability company and renamed Centogene GmbH. Such conversion became effective upon the registration in the German commercial register on June 29, 2020, and was therefore completed in the financial year ending December 31, 2020. The following discussion is based on our financial information prepared in accordance with IFRS as issued by the IASB, which may differ in material respects from generally accepted accounting principles in the United States and other jurisdictions. The following discussion includes forward-looking statements that involve risks, uncertainties and assumptions. Our actual results may differ materially from those anticipated in these forward-looking statements as a result of many factors, including but not limited to those described under "Item 3—D. Risk Factors" and elsewhere in this Annual Report.*

#### Overview

We are a commercial-stage company with our core businesses focused on rare diseases that transforms real-world clinical and genetic or other data into actionable information for patients, physicians and pharmaceutical companies. Our goal is to bring rationality to treatment decisions and to accelerate the development of new orphan drugs by using our knowledge of the global rare disease market, including epidemiological and clinical data and innovative biomarkers. We have developed a BioDatabank of multi-modal data: Sociodemographic, clinical, multi-omics data as well as biomaterial included from over 650,000 individuals. As of December 31, 2021, more than 400,000 dried blood spots cards are stored in our own physical biobank which enables retrospective analysis for research consented samples. For approximately 84,000 individuals Whole Exome Sequencing data and for 14,000 individuals Whole Genome Sequencing data is available. Equally notable is our network of approximately 29,000 active physicians we have been in contact with in the last five years. We believe this represents the only platform that comprehensively analyzes multi-level data to improve the understanding of rare hereditary diseases, which can aid in the identification of patients and improve our pharmaceutical partners' ability to bring orphan drugs to the market.

We also leveraged our diagnostics expertise and entrepreneurial capabilities, to rapidly contribute to the worldwide COVID-19 response. We developed and commenced testing for COVID-19 in mid-2020, offering comprehensive and high quality COVID-19 testing solutions, mostly in Germany, our home country. This includes our COVID-19 tests, which received Emergency Use Authorizations ("EUA") from the FDA in July 2020; our CentoKit-19, a fully validated sample collection kit which can either be used by healthcare professionals or self-administered by individuals; and our Corona Test Portal, a secure digital platform allowing seamless registration and result notification.

We have identified three reportable segments:

- **Pharmaceutical.** Our pharmaceutical solutions provide a variety of services to our pharmaceutical partners, including target discovery, early patient recruitment and identification, epidemiological insights, biomarker discovery and patient monitoring. Our information platforms, access to rare disease patients and their biomaterials, and ability to develop proprietary technologies and biomarkers enable us to provide services to our pharmaceutical partners in all phases of the drug development process as well as post-commercialization. Revenues from our pharmaceutical segment are generated primarily from collaboration agreements with our pharmaceutical partners. As of December 31, 2021, we collaborated with 33 pharmaceutical partners. In addition, we have developed 11 biomarkers covering 10 diseases. Since early 2020, we started to pursue a metabolomics approach for establishing a biomarker discovery pipeline for rare hereditary disease. Our new approach will include a tandem mass spectrometry methodology and artificial intelligence and, combined with

the large volume of datasets in our global rare disease platform, has proven successful in the identification of new biomarkers. The new biomarker candidates are identified and then further validated and optimized in epidemiological clinical trials.

- **Diagnostics.** Our diagnostics segment provides targeted genetic sequencing and diagnostics services to our clients worldwide, who are typically physicians, laboratories or hospitals, either directly or through distributors. As of December 31, 2021, we believe we offer the broadest diagnostic testing portfolio for rare diseases, covering over 19,000 genes using over 10,000 different tests. In turn, the data collected from our diagnostics services and biomaterials allow us to continue to grow our BioDatabank.
- **COVID-19 testing.** While not a core business, due to its growth and financial significance in relation to our total activities, our COVID-19 testing business has been managed and reported as a separate segment since the third quarter of 2020. We started offering COVID-19 testing in March 2020. Our initial COVID-19 test was a molecular diagnostic test performed for the in vitro qualitative detection of RNA from the SARS-CoV-2 in oropharyngeal samples from presymptomatic probands according to the recommended testing by public health authority guidelines. It has also been validated in our CAP/CLIA/ISO certified analytical laboratory and has received EUA from the FDA for use by authorized laboratories. The majority of these tests were performed in airport locations at the Frankfurt, Hamburg, Dusseldorf, and Berlin airports. Furthermore, tests are offered through collaborations with the state government and other companies. We plan to phase out this segment by the end of March 31, 2022.

Our business has continuously seen notable expansion in recent years. In the year ended December 31, 2021, we received over 2,451.3 thousand test requests, of which 2,330.5 thousand account for COVID-19 tests compared to the previous year where 1,510.5 thousand test requests were received, of which 1,395.4 thousand accounted for COVID-19. Excluding the COVID-19 tests, we received 120.8 thousand test requests in 2021, representing an approximate 5% increase as compared to approximately 115.1 thousand test requests received during the year ended December 31, 2020, and an approximate 10% decrease as compared to 133.8 thousand test requests received during the year ended December 31, 2019. The decrease in test requests received in the year ended December 31, 2020 compared to the year ended December 31, 2019 was approximately 14%.

Our revenue for the year ended December 31, 2021 was €189,923 thousand, an increase of €61,542 thousand, or 47.9%, from €128,381 thousand for the year ended December 31, 2020. Our revenue for the year ended December 31, 2020 was €128,381 thousand, an increase of €79,601 thousand, or 163%, from €48,780 thousand for the year ended December 31, 2019. Our pharmaceutical, diagnostics and COVID-19 segments contributed 8.2%, 14.7% and 77.1%, respectively, of our total revenues for the year ended December 31, 2021, as compared to 13.2%, 17.2%, and 69.6% respectively, of our total revenues for the year ended December 31, 2020 and 44.1%, 55.9%, and nil respectively, of our total revenues for the year ended December 31, 2019. Test requests received by our pharmaceutical and diagnostics segments for the year ended December 31, 2021 were approximately 55.4 thousand and 57.1 thousand, respectively, representing a decrease of approximately 18.3% and 36.3%, respectively, as compared to approximately 67.8 thousand and 41.9 thousand test requests, respectively, received for the year ended December 31, 2020. Test requests received by our pharmaceutical and diagnostics segments for the year ended December 31, 2020 represented decreases of approximately 4.0% and 18.8%, respectively, as compared to approximately 70.6 thousand and 51.6 thousand test requests, respectively, received for the year ended December 31, 2019.

Since the inception of our business, our research and development has been substantially devoted to our biomarkers and interpretation solutions. For the year ended December 31, 2021, we incurred research and development expenses of €19,297 thousand, an increase of €4,362 thousand, or 29.2%, from €14,935 thousand for the year ended December 31, 2020. Our research and development expenses for the year ended December 31, 2020 increased by €5,345 thousand, or 55.7%, from €9,590 thousand for the year ended December 31, 2019. During the years ended December 31, 2021, 2020 and 2019, we received test requests of approximately 8,300, 5,400, and 11,600, respectively, for our internal research and development projects.

Our loss before taxes for the year ended December 31, 2021 was €45,287 thousand, an increase of €24,190 thousand, or 114.7%, from €21,097 thousand for the year ended December 31, 2020. Our loss before taxes for the year ended December 31, 2020 increased by €400 thousand, or 1.9%, from €20,697 thousand for the year ended December 31, 2019. Our loss before taxes for the year ended December 31, 2021 included an impairment of €1,067 thousand related to certain identified biomarkers as part of the Company's restructuring initiative which began in Q4 2021 and accelerated depreciation of COVID-19 related long lived assets of €2,821 thousand which relates to the closure of the Hamburg laboratory and equipment utilized for service agreements and test sites that are not profitable. Our loss before taxes for the year ended December 31, 2020 included an impairment of €4,700 thousand related to certain identified biomarkers as part of the Company's strategy reassessment which began in Q4 2020. Our loss before taxes for the

Confinant Audit & Assurance B.V.  
For identification purposes only.  
Related to auditor's report  
dated 31 May 2022.

year ended December 31, 2019 included real estate transfer taxes of €1,200 thousand related to the sale and leaseback transaction for our Rostock headquarter building and initial public offering expenses of €1,092 thousand. Our loss before taxes for the year ended December 31, 2021 also included share-based compensation expenses of €8,035 thousand, as compared to €5,648 thousand for the year ended December 31, 2020, and €6,418 thousand for the year ended December 31, 2019.

## Important Developments

### *Going Concern*

As an early commercial-stage company, we are still in progress towards reaching break-even on our diagnostic and pharma businesses. We are subject to a number of risks similar to those of other development and early commercial stage companies. These risks include, among other things, the failure to enter into and successfully execute further collaborations with pharmaceutical partners, the failure to generate revenue from our development portfolio and risks associated with research, development, testing and obtaining related regulatory approvals in relation to our product candidates. Our ongoing success and ultimately the attainment of profitable operations depends on future uncertain events which include, among other things, obtaining adequate financing to promote our commercial and development activities until we can generate sufficient revenues to support our operating cash requirements.

We have incurred operating losses since inception. For the year ended December 31, 2021 we incurred a net loss of € 44.7 million (of which €44.4 million are related to loss from operations, resulting in an operating cash outflow of € 21.5 million). As of December 31, 2021, we had generated an accumulated deficit of € 107.7 million, and had an equity position of € 29.1 million.

However, our cash and cash equivalents will be sufficient to fund our planned operating cash requirements for at least the next twelve months from the date of issuance of these financial statements. As of December 31, 2021 we had cash and cash equivalents of € 17.8 million with relatively low short term debt obligations of € 3.8 million and no financial covenants. In addition, we entered into the Loan Facility on January 21, 2022. Under the terms of the Loan Facility, we drew down USD 25.0 million on January 31, 2022 and will have access to a second tranche of USD 20.0 million upon achievement, prior to July 31, 2023, of product revenue from our diagnostics and pharmaceutical services segments of at least USD 50.0 million calculated on a trailing twelve month basis as of the last day of any fiscal month. The Loan Facility also includes covenants such that the Group is required to maintain product revenue of at least € 30.0 million as of the last day of each fiscal quarter and on a trailing twelve month basis prior to obtaining the second tranche € 40.0 million on or after obtaining the second tranche. Both tranches mature on January 29, 2027 with amortized repayments commencing March 1, 2025. The loans extended under the Loan Facility bear monthly interest payments at an interest rate of 7.93% per annum plus the 1-month CME Term SOFR reference rate as published by the CME Group Benchmark Administration Limited (subject to a floor of 0.07%). In addition, pursuant to a securities purchase agreement and a warrant agreement, each signed with certain investors and dated January 31, 2022, we also received € 15.0 million in exchange for the issuance of an aggregate of 4,479,088 common shares at a price per share of USD 3.73 and warrants initially exercisable for the purchase of up to an aggregate of 1,343,727 additional common shares at an initial exercise price per common share of USD 7.72. The warrants are exercisable immediately as of the date of issuance and will expire on December 31, 2026.

### *Effect of COVID-19 Pandemic*

The COVID-19 pandemic has spread worldwide and continues to cause many governments to maintain measures, such as quarantines, travel restrictions, closures of borders, and mandatory maintenance of physical distance between individuals to slow the spread of the outbreak. Since the second quarter of 2020, the COVID-19 pandemic resulted in a slowdown in our diagnostics and pharmaceutical businesses. As part of our initiative to assist local, national and international authorities, as well as other partners in their efforts to facilitate the earliest possible diagnosis of COVID-19 and thereby contribute to allowing society to return to a “new” normal, we commenced testing for COVID-19 in March 2020.

During the year ended December 31, 2021, we continued the COVID-19 testing activities that started in 2020 with a leading role in providing testing services at airports in Germany. Furthermore, new variants of the virus emerged since mid-December 2020 and in 2021 which prompted large-scale vaccination campaigns across many countries in Europe. As a result, the vaccinated number of individuals increased across many countries in Europe which led to relaxation of testing regulations in many countries during the year.

Total investments in COVID-19 testing as at December 31, 2021 amounted to €2,834 thousand, of which €2,480 thousand are COVID-19 related mobile test laboratories and equipment. An amount of €354 thousand is included in intangible assets and relates to the development of our Corona Test Portal.



While total gross margin for our Diagnostics and Pharmaceutical segments combined increased by €9,117 thousand or 19.5 percentage points in the year ended December 31, 2021 as compared to the previous year ended December 31, 2020, gross margin for our COVID-19 segment for the year ended December 31, 2021 was €14,669 thousand representing a decrease of €24,090 thousand or of 33 percentage points as compared to €38,759 thousand. The decrease in gross margin within the COVID-19 segment is primarily due to business to government contract structure changes, costs relating to the set-up of the COVID-19 business unit, committed fixed overhead costs and reduction of COVID-19 test order intakes within the second half of 2021 which resulted in accelerated depreciation and amortization of COVID-19 related assets.

At the end of the third quarter of 2021, management updated its long term outlook for the COVID-19 testing business, which led to management's decision to initiate a wind down process in which lease contracts at unprofitable COVID-19 testing sites would not be renewed and a laboratory in Hamburg would be closed. Similarly, we have significantly ramped down COVID-19 related inventory levels to align with the needs of the remaining test sites and laboratories. Due to the impact of these changes during the COVID-19 pandemic, particularly developments in vaccination campaigns with increasing vaccination numbers and relaxation of testing regulations by several countries, we have reassessed certain related accounting judgments and estimates. As a result, in line with our accounting policies for long-lived assets, management reviewed the estimated useful lives of long-lived assets utilized in the COVID-19 test offerings given changes in circumstances and management's expectations. Management considered how the underlying assets are currently deployed, including whether the assets are utilized in leased facilities or service agreements which management is unlikely to renew, and potential alternative uses of the assets within the COVID-19 business or within the diagnostics and pharmaceutical businesses. Consequently, we prospectively adjusted the estimated useful lives of our long-lived assets which include property, plant and equipment, right-of-use assets and intangible assets to a remaining estimated useful life of 8 months, with effect at the beginning of the third quarter 2021. This prospective change in estimate resulted in accelerated depreciation expense of €2,821 thousand for the year ended December 31, 2021. Additionally, we recognized an accelerated depreciation of right-of-use assets in an amount of € 746 thousand for the closure of the Hamburg laboratory during the year ended December, 31, 2021.

Although we are taking a number of measures aimed at minimizing disruptions to our business and operations, and while the provision of testing for the COVID-19 virus generates additional revenues for us, the full extent to which the global COVID-19 pandemic may impact our business will depend on future developments, which are highly uncertain and cannot be predicted, such as the duration of the pandemic, its severity and strain mutations, the availability of vaccines, the probability of the occurrence of further outbreaks and the ultimate impact on the financial markets and the global economy, and could result in an unforeseen negative impact on our business and our future results of operations.

#### *Research and Development*

Despite the disruption from the COVID-19 pandemic, we continued to expand our medical and genetic knowledge of rare genetic diseases, with the vision of shortening the diagnostics odyssey of rare disease patients and accelerating the development of new orphan drugs. In particular, we focused on the following collaborations during the year:

- Collaboration with Evotec SE ("Evotec") in the research, discovery and development of medical solutions for rare diseases related to the protein target glucocerebrosidase ("GBA"), a well-known enzyme deficiency linked to Gaucher disease. This collaboration combines our global proprietary rare disease platform and biomarker expertise, with a jointly developed induced pluripotent stem cell ("iPSC") platform, drug discovery and development capabilities of Evotec.
- Collaboration with PTC Therapeutic, Inc ("PTC") to expand our existing partnership to several new regions including many countries in Europe, the Middle East, and Latin America to provide genetic testing and 3-O-Methyldopa (3-OMD) biomarker analytics to help identify patients with Aromatic L-amino Acid Decarboxylase (AADC) deficiency.
- Collaboration with Alnylam Pharmaceuticals ("Alnylam") to expand its existing epidemiology and biomarker work through the initiation of a new clinical program (TRAMoniTTR) focused on Hereditary Transthyretin Amyloidosis (hATTR). Through the newly executed agreement, the Company will provide specific analyses regarding anonymized TTR patient populations with a focus on long-term longitudinal data.

#### *Follow-on Equity Offering*

In July 2020, we completed a follow-on public offering of 3,500,000 common shares of the Company (the "Follow-on Equity Offering"), consisting of 2,000,000 common shares offered by the Company and 1,500,000 common shares offered by selling shareholders at a price to the public of \$14.00 per common share (i.e., €12.71 per share). Aggregate offering proceeds, net of underwriting discounts, commissions and transaction costs, to the Company were €22 million.

Confinant Audit & Assurance B.V.  
For identification purposes only.  
Related to auditor's report  
dated 31 May 2022.

### *Leadership transition*

On December 20, 2021, we announced the appointment of Kim Stratton as the interim CEO while Dr. Andrin Oswald, M.D, our then CEO took a temporary medical leave of absence. Subsequently, on February 1, 2022, we announced the resignation of Dr. Andrin Oswald as CEO due to prolonged medical leave of absence and effective immediately, Kim Stratton was appointed as the new CEO on the same date with immediate effect.

On February 8, 2022, we announced the resignation of René Just as CFO effective March 31, 2022, followed by the appointment of Miguel Coego Rios as Executive Vice President of Finance & Legal and interim CFO (“Interim CFO”).

### **Financial Operations Overview**

#### *Revenue*

Our revenue is principally derived from the provision of pharmaceutical solutions and diagnostic tests enabled by our knowledge and interpretation-based platform, as well as from our COVID-19 testing solution.


Besides the impact of our COVID-19 testing solution related revenue, we expect our revenue to increase over time as we continue to expand our commercial efforts internationally with a focus on further growth in our pharmaceutical segment. We expect revenue from our diagnostics segment to grow in absolute terms but decrease as a proportion of total revenue if there is growth in our pharmaceutical segment. The development of the COVID-19 testing revenues will strongly depend on the further development of the COVID-19 pandemic.

Changes in revenue mix between our pharmaceutical, diagnostics and COVID-19 segments can impact our results period over period. We typically incur lower costs for the provision of solutions in our pharmaceutical segment and therefore generate higher returns from our pharmaceutical segment contracts than from our diagnostics and COVID-19 segment contracts.

#### *Pharmaceutical segment*

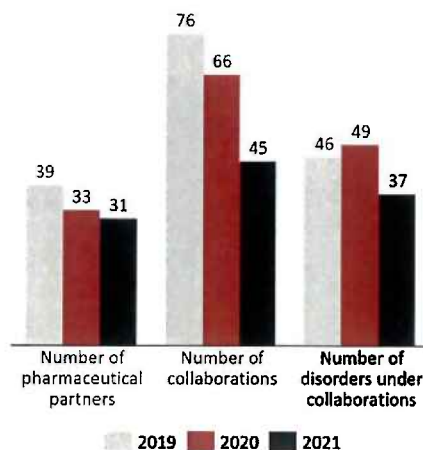
We generate revenue in our pharmaceutical segment from the solutions we provide to our pharmaceutical partners to accelerate their development of treatments for rare hereditary diseases. Our data-driven studies are not only able to provide valuable information for drug target discovery, but also allow a better and more targeted design of clinical trials afterwards. Our biomarkers can be used not only in effective identification of rare disease patients, but also used to demonstrate the efficacy of the drugs, perform longitudinal monitoring and titrate the dosage needed of individual rare disease patients. Our partnership agreements are structured on a fee per analysis basis, milestone basis, fixed fee basis, royalty basis or a combination of these. We recognize our revenue from the rendering of solutions to our pharmaceutical partners as such service is performed, or upon the achievement of certain milestones if applicable to the partnership agreement.

During the year ended December 31, 2021, we entered into 18 new collaborations and successfully completed 39 collaborations resulting in a total of 45 active collaborations. Over 46 disorders are covered by our current and historic collaborations. During the year ended December 31, 2020, we entered into 16 new collaborations, and successfully completed 26 collaborations resulting in a total of 66 active collaborations, covering 49 disorders. During the year ended December 31, 2019, we entered into 10



new collaborations with 9 new pharmaceutical partners, and 18 new collaborations with existing pharmaceutical partners, resulting in a total of 76 active collaborations, covering 46 disorders.

**Number of pharmaceutical partners, collaborations and disorders 2019-2021**



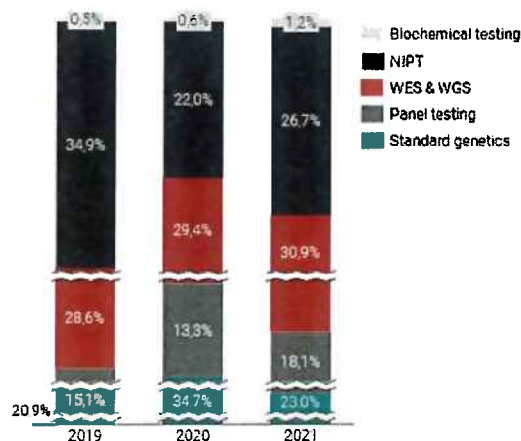
The timing of entry into new contracts with our pharmaceutical partners can be difficult to predict. Accordingly, we can experience different revenue patterns quarter-to-quarter and year-over-year due to the satisfaction of performance obligations involving significant upfront and milestone fees due from our pharmaceutical partners. We recognize revenue for upfront fees at a point in time when the right to use the intellectual property is transferred to the customer, while revenue for milestone payments is recognized over time using an input method based on the work rendered by us, or at a point in time when the applicable provisions for over-time recognition are not present (e.g., the sale of CentoCards).

During the year ended December 31, 2021 we entered into collaboration agreements with certain pharmaceutical partners, which resulted in upfront fees payable to us of over €455 thousand for set up fees, will be recognized over time and during the partnership period. During the year ended December 31, 2020 we did not enter into collaboration agreements with pharmaceutical partners that included upfront fees. During the year ended December 31, 2019, we entered into collaboration agreements with certain pharmaceutical partners, of which upfront fees of €1,930 thousand, representing the transaction prices allocated to the one-off transfer of our intellectual property, were received and recognized as revenues.

### *Diagnostics segment*

We generate revenue in our diagnostics segment primarily from genetic sequencing and diagnostics services, such as WES and WGS. The test requests received by our diagnostics segment for the years ended December 31, 2021, 2020 and 2019 were split amongst our primary testing products as follows:

#### **Order requests by Diagnostic segment**



We provide these services in over 120 countries either through third party distributors or directly to our diagnostics clients, who are typically physicians, labs or hospital facilities. Revenues are based on a negotiated price per test or on the basis of agreements to provide certain testing volumes over defined periods. Revenue from the rendering of clinical diagnostic services (sequencing, interpretation and reporting) is recognized over time by reference to the percentage of completion of the service on the reporting date, assessed on the basis of the work rendered. We strategically focus on countries around the globe where the prevalence of rare hereditary diseases is high or the availability of national genetic testing and interpretation is to some extent limited and therefore the complete reimbursement or partial payment by the government for our services is more likely. The major markets for our diagnostics business currently include the Middle East and North Africa region, Scandinavia, parts of Central and Eastern Europe, Latin America, North America and parts of Asia. In most of our markets, our diagnostics tests are billable directly to the party submitting the request for a test to us.

### *COVID-19 segment*

Starting from the Mecklenburg-Western Pomerania region of Germany, where we initially focused on employees and essential workers in Rostock, our COVID-19 testing solution was further expanded to nursing homes as well as to high school students in Germany, and has been available to the rest of the world since May 2020. Some of our tests are offered free of charge by the Company, while others are offered in collaboration with state governments and other partners.

While the COVID-19 pandemic has created an opportunity for our business, we noticed a decrease in COVID-19 test order intakes during the third quarter of 2021, specifically in Germany, which led to management reviewing the likelihood of not renewing lease contracts at unprofitable COVID-19 testing sites as well as reaching the decision to close a laboratory in Hamburg. Similarly, we have significantly ramped down COVID-19 related inventory levels to align with the needs of the remaining test sites and laboratories.

We presently expect our COVID-19 testing business to continue contributing to our revenue in 2022 albeit at a significantly lower level than in the previous year. We expect demand for our COVID-19 tests to further decline as vaccination rates rise, mandatory testing requirements are phased out and the closure of unprofitable COVID-19 testing sites.

### *Cost of Sales and Operating Expenses*

Our cost of sales and our operating expenses support all of the products and services that we provide to our customers and, as a result, are presented in an aggregate total for the business segments. We allocate certain overhead expenses, such as maintenance and depreciation to cost of sales and operating expense categories based on headcount and facility usage. As a result, overhead expense allocation is reflected in cost of sales and each operating expense category.

### *Cost of Sales*

Cost of sales consists of cost of consumables, supplies and other direct costs such as personnel expenses, depreciation of laboratory equipment, amortization of biomarkers, repair and maintenance costs, shipping costs, rent of COVID-19 testing facilities, other directly related COVID-19 testing costs, as well as certain allocated overhead expenses. The share-based compensation expenses included in cost of sales for the year ended December 31, 2019 amounted to €1,153 thousand, mainly related to options granted to an employee. In 2021 and 2020, all share-based compensation expenses have been included in the general & administrative expenses.

We expect these costs in absolute terms will increase as we grow our revenue but decrease as a percentage of revenue over time as our pharmaceutical segment revenue increases and as we continue to implement operational efficiencies. During the year ended December 31, 2021, our cost of sales represented 84.5% of our total revenue, as compared to 65.0% for the year ended December 31, 2020, and 53.3% for the year ended December 31, 2019. The increased share in 2021 was mainly due to changes in the business to government contract structures, costs relating to the set-up of the COVID-19 business unit, committed fixed overhead costs and coupled with the slowdown in the COVID-19 segment within the second half of 2021. Furthermore, cost of sales included an impairment of €1,067 thousand related to certain identified biomarkers as part of the Company's restructuring initiative which began in Q4 2021 and accelerated depreciation of COVID-19 related long lived assets of €3,567 thousand which relates to the closure of the Hamburg laboratory and equipment utilized for service agreements and test sites that are not profitable.

### *Research and Development Expenses*

Our research and development ("R&D") expenses consist primarily of costs incurred for the research and development of new products and solutions, in particular our biomarkers, and the development of our IT driven and interpretation-based solutions. In the three fiscal years ended December 31, 2021, we spent €56,822 thousand on research and development, of which €13,000 thousand was capitalized as intangible assets.

Expenses for research activities are recognized through profit or loss in the period in which they are incurred, unless they reach the development stage and prove to be technically and commercially feasible, upon which the expenses are capitalized. With respect to biomarkers, expenses are capitalized when the target validation process is completed and commercialization is probable. With respect to IT driven solutions, expenses are capitalized upon the completion of our internal validation test. Before such dates, any development costs are recognized in profit or loss.


Research and development which we conduct pursuant to our pharmaceutical partnership agreements is typically limited to a specific rare disease. As a result, our research and development expenses may vary substantially from period to period based on the timing of our research and development activities or our pharmaceutical partners, including due to the entry into, renegotiation of or termination of our partnership agreements. Our research and development expenses may also be impacted by changes in regulatory requirements and healthcare policies globally, particularly in respect of the validation and patent application processes that we conduct for our biomarkers.

During the year ended December 31, 2021, our research and development expenses represented 10.2% of our total revenue, as compared to 11.6% for the year ended December 31, 2020, and 19.7% for the year ended December 31, 2019. The decrease mainly related to the COVID-19 business, which generated additional revenue and where research and development expenses were negligible. We continue to innovate our information platform, develop additional products and solutions and expand our data management resources.

### *General Administrative Expenses*

Our general administrative expenses include costs for our personnel, premises, IT operations, accounting and finance, legal and human resources functions. These expenses consist principally of salaries, bonuses, employee benefits, travel, and share-based compensation, as well as professional services fees such as consulting, audit, tax and legal fees and general corporate costs, insurance costs and allocated overhead expenses. We account for all general administrative expenses as incurred.

During the year ended December 31, 2021, our general administrative expenses represented 24.6% of our total revenue, as compared to 31.3% for the year ended December 31, 2020, and 47.5% for the year ended December 31, 2019. The decrease was mainly related to the COVID-19 business, where general administrative expenses as a percentage of revenues are comparably low. The share-based compensation expenses included in general administrative expenses for the years ended December 31, 2021, 2020 and 2019 amounted to €8,035 thousand, €5,658 thousand and €5,265 thousand, respectively.



### *Selling Expenses*

Our selling expenses consist of costs from our sales organization, which includes our direct sales force and sales management, client services, distributor relations, marketing and business development personnel. These expenses primarily include salaries, commissions, bonuses, employee benefits and travel, as well as marketing and educational activities and allocated overhead expenses. We expense all selling expenses as incurred.

During the year ended December 31, 2021, selling expenses accounted for 5.2% of our total revenue, as compared to 6.3% for the year ended December 31, 2020, and 19.0% for the year ended December 31, 2019. The decrease was mainly related to the COVID-19 business, where selling expenses as a percentage of revenues are comparably low. We expect that our selling expenses will continue to grow as we continue to increase our business footprint and expand our business development efforts in our pharmaceutical segment.

### *Other Operating Income / (Expenses)*

Other operating income and expenses primarily includes government grants, gain on disposal of property, plant and equipment and exchange rate gains or losses.

Government grants contain performance-based grants to subsidize research, development and innovation in the state of Mecklenburg-Western Pomerania from funds granted by the European Regional Development Fund ("R&D Grants"). Furthermore, government grants contain investment grants related to the construction of our headquarters in Rostock, Germany in prior years and purchase of equipment for laboratory automatization ("Investment Grants"). R&D Grants that compensate our research and development expenses are recognized directly in profit or loss, while R&D Investment Grants are initially recognized as deferred income and subsequently released to profit or loss on a systematic basis over the useful life of the related asset. We received different government grants in the state of Mecklenburg-Western Pomerania from funds granted by the European Regional Development Fund to subsidize our research, development and innovation.

During the year ended December 31, 2021, we received R&D Grants of €168 thousand, as compared to €764 thousand and €1,463 thousand for the year ended December 31, 2020 and December 31, 2019, respectively. Furthermore, we received Investment Grants of €792 thousand in the year ended December 31, 2019. The government grant that we receive, can fluctuate from period to period.

## **Results of Operations**

### *Year Ended December 31, 2021 Compared to Year Ended December 31, 2020*

|  | For the Years Ended<br>December 31, |                     |
|--|-------------------------------------|---------------------|
|  | 2021                                | 2020 <sup>(1)</sup> |
|  | (€ in thousands)                    |                     |
| <b>Consolidated statement of comprehensive loss:</b> |                                     |                     |
| Revenue  | 189,923                             | 128,381             |
| Cost of sales  | 160,438                             | 83,437              |
| <b>Gross profit</b>                                  | <b>29,485</b>                       | <b>44,944</b>       |
| Research and development expenses                    | 19,297                              | 14,935              |
| General administrative expenses                      | 46,739                              | 40,160              |
| Selling expenses                                     | 9,860                               | 8,026               |
| Impairment of financial assets                       | 1,140                               | 3,738               |
| Other operating income                               | 3,198                               | 2,394               |
| Other operating expenses                             | 86                                  | 182                 |
| <b>Operating loss</b>                                | <b>(44,439)</b>                     | <b>(19,703)</b>     |
| Interest and similar income                          | 3                                   | 6                   |
| Interest and similar expenses                        | 851                                 | 1,400               |
| Finance costs, net                                   | (848)                               | (1,394)             |
| <b>Loss before taxes</b>                             | <b>(45,287)</b>                     | <b>(21,097)</b>     |
| Income tax expenses                                  | (24)                                | 281                 |
| <b>Loss for the year</b>                             | <b>(45,263)</b>                     | <b>(21,378)</b>     |
| Other comprehensive income/(loss)                    | 543                                 | (48)                |
| <b>Total comprehensive loss for the year</b>         | <b>(44,720)</b>                     | <b>(21,426)</b>     |

(1) Restated for 2020 to reflect the impact of the reclassification of certain costs from cost of goods sold to general administrative expenses and selling expenses. (See note 2.4 to our consolidated financial statements as of December 31, 2021 and 2020 and for the three years ended December 31, 2021, 2020 and 2019 included elsewhere in this Annual Report).

## Revenue

Revenue increased by €61,542 thousand, or 47.9%, to €189,923 thousand for the year ended December 31, 2021 from €128,381 thousand for the year ended December 31, 2020, mainly driven by revenue from our COVID-19 testing business, and a recovery of our Core businesses.

The breakdown of our revenue by segment was as follows:

|                            | For the Years Ended<br>December 31, |                |
|----------------------------|-------------------------------------|----------------|
|                            | 2021                                | 2020           |
|                            | (€ in thousands)                    |                |
| <b>Revenue by segment:</b> |                                     |                |
| Pharmaceutical             | 15,641                              | 16,951         |
| Diagnostics                | 27,900                              | 22,108         |
| COVID-19                   | 146,382                             | 89,322         |
| <b>Total Revenue</b>       | <b>189,923</b>                      | <b>128,381</b> |

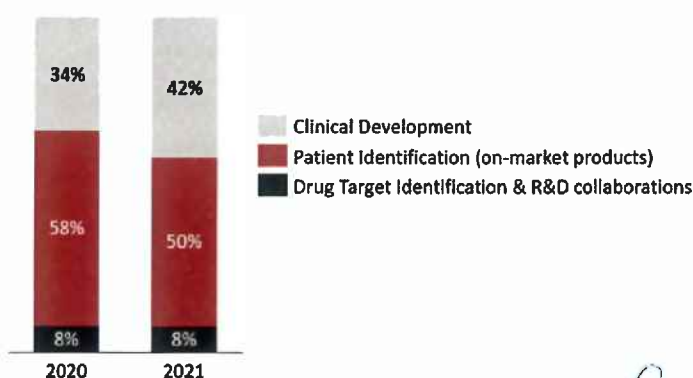
### Pharmaceutical segment

Revenues from our pharmaceutical segment were €15,641 thousand for the year ended December 31, 2021, a decrease of €1,310 thousand, or 8%, from €16,951 thousand for the year ended December 31, 2020. This decrease was primarily due to the impact of the COVID-19 pandemic, which slowed down or delayed the clinical studies of our pharmaceutical partners. We collaborated with 33 pharmaceutical partners, as of December 31, 2021 and December 31, 2020.

During the year ended December 31, 2021, we entered into 18 new collaborations and successfully completed 39 collaborations resulting in a total of 45 active collaborations in December 31, 2021 compared to 66 active collaborations as of December 31, 2020. Revenues from our new collaborations totalled €2,323 thousand for the year ended December 31, 2021 with upfront payments of €455 thousand related to setup fees. During the year ended December 31, 2020, we entered into 16 new collaborations and completed 26 collaborations, decreasing the total number of active/completed collaborations to 66, from 76 active collaborations as of December 31, 2019. Revenues from our new collaborations totalled €968 thousand for the year ended December 31, 2020, which amount did not include any upfront fees.

We have been successful in entering into collaborations with pharmaceutical partners in the early stages of drug development, which puts us in a position to provide more support to the development process and increases our potential to secure further collaborations for the same drugs, such as biomarker developments. The graphic below shows our revenues for the year ended December 31, 2021 and 2020 resulting from our collaborations with our pharmaceutical partners split between the drug development stages. For further details on each of our drug development stages, please see "Item 4. Information on the Company—B. Business Overview—Pharmaceutical Solutions."

**Pharmaceutical drug development stages  
2019-2021**



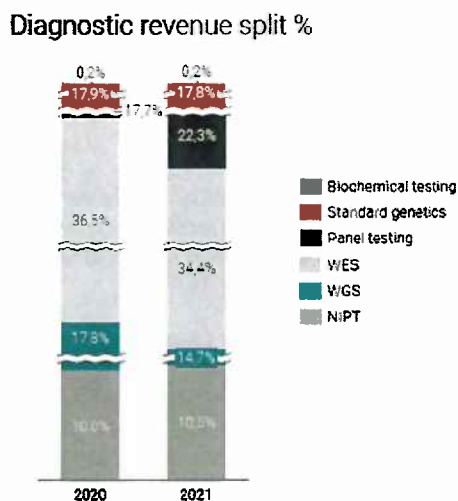
Confinant Audit & Assurance B.V.  
For identification purposes only.  
Related to auditor's report  
dated 31 May 2022.

During the year ended December 31, 2021, revenues from one pharmaceutical partner represented 5.1% of our total revenues, as compared to 8.6% for the year ended December 31, 2020.

**Diagnosics segment**

Revenues from our diagnostics segment were €27,900 thousand for the year ended December 31, 2021, an increase of €5,792 thousand, or 26%, from €22,108 thousand for the year ended December 31, 2020. We received approximately 57,100 test requests in our diagnostics segment during the year ended December 31, 2021, representing an increase of approximately 36.3% as compared to approximately 41,900 test requests received for the year ended December 31, 2020.

For the years ended December 31, 2021 and 2020, our total diagnostic segment revenues were split amongst our primary testing products as follows:



The increase in revenues was primarily related to an increase in order intakes for panel testing, WES and WGS during the year ended December 31, 2021. Total revenues from panel testing, WES and WGS for the year ended December 31, 2021 amounted to €19,921 thousand, representing an increase of 25.1% as compared to €15,918 thousand for the year ended December 31, 2020. The total number of panel testing, WES and WGS order intakes received in the diagnostics segment for the year ended December 31, 2021 was approximately 27,962, representing an increase of 42.0% as compared to approximately 19,692 test requests received for the year ended December 31, 2020.

**COVID-19 testing segment**

Revenues generated from the testing for COVID-19 and sales of CentoSwab for the year ended December 31, 2021 amounted to €146,382 thousand with approximately 2.3 million test requests received. During the year ended December 31, 2021, revenues from one COVID-19 testing partner represented 9.4% of our total revenues.



### Revenue by geographical region

The breakdown of our revenue from all our segments, in the aggregate, by geographical region was as follows:

|  | For the Years Ended<br>December 31, |                |
|--|-------------------------------------|----------------|
|  | 2021                                | 2020           |
|  | (€ in thousands)                    |                |
| <b>Revenue by geographical region:</b> |                                     |                |
| Europe                                 | 150,584                             | 94,068         |
| <i>of which: Germany</i>               | 141,133                             | 81,065         |
| <i>of which: Netherlands</i>           | 3,622                               | 6,575          |
| Middle East                            | 16,432                              | 12,624         |
| North America                          | 19,496                              | 19,265         |
| <i>of which: United States</i>         | 19,309                              | 19,059         |
| Latin America                          | 2,593                               | 1,888          |
| Asia Pacific                           | 818                                 | 536            |
| <b>Total Revenue</b>                   | <b>189,923</b>                      | <b>128,381</b> |

In cases where our pharmaceutical partners are developing a new rare disease treatment, we generally anticipate that the final approved treatment will be made available globally. As a result, we allocate the revenues of our pharmaceutical segment by geographical region by reference to the location where each pharmaceutical partner mainly operates, which is based on the region from which most of their revenues are generated. The allocation of revenues in our diagnostics and COVID-19 segments is based on the location of each customer.

Our North America region contributed €19,496 thousand to revenue for the year ended December 31, 2021, an increase of €231 to €19,265 thousand for the year ended December 31, 2020. Revenues from the North America region represented 10.3% of our total revenues for the year ended December 31, 2021 as compared to 15.0% for the year ended December 31, 2020.

Our Middle East region contributed €16,432 thousand to revenue for the year ended December 31, 2021, an increase of €3,808 thousand, or 30%, from €12,624 thousand for the year ended December 31, 2020. This revenue increase was primarily attributable to the increase in sales of panel testing, WES and WGS tests.

Our Europe region contributed €150,584 thousand to revenue for the year ended December 31, 2021, an increase of €56,516 thousand, or 60%, from €94,068 thousand for the year ended December 31, 2020. This increase was mainly driven by revenues from our COVID-19 testing during the year, as over 96.6% of such revenues were generated in Germany. Revenues from the Europe region represented 79.3% of our total revenues for the year ended December 31, 2021 as compared to 73.3% for the year ended December 31, 2020.

### Cost of Sales

Cost of sales increased by €77,001 thousand, or 92%, to €160,438 thousand for the year ended December 31, 2021, from €83,437 thousand for the year ended December 31, 2020. Cost of sales for the year ended December 31, 2021 represented 84.5% total revenue, an increase of 19.5 percentage points as compared to 65.0% for the year ended December 31, 2020.

Cost of sales incurred by our pharmaceutical and diagnostics segments for the year ended December 31, 2021 represented 74.0% and 62.2% of revenues from the respective segments, a decrease of 14.3 percentage points and 21.9 percentage points, respectively, as compared to 88.3% and 84.1%, respectively, for the year ended December 31, 2020. The 14.3 percentage point decrease for our pharmaceutical segment was mainly due to an impairment of €4,700 thousand related to the capitalized biomarkers included in cost of sales for the year ended December 31, 2020.

Cost of sales incurred by our COVID-19 business for the year ended December 31, 2021 represented 90.0% of the related revenues as compared to 57.2% for the year ended December 31, 2020. The increase in the cost of sales to revenue percentage was primarily due to changes in the business to government contract structures, costs relating to the set-up of the COVID-19 business unit, committed fixed overhead costs coupled with the downturn of COVID-19 testing in the second half of the year which led to accelerated depreciation and amortization expenses of COVID-19 related assets, as well as costs related to the shutdown of our

Hamburg lab and unprofitable testing sites. Moving forward, we have restructured our COVID-19 related operations and consolidated our testing efforts to minimize expenses and improve cost efficiency within the segment.

### Gross Profit

The recovery of our core business segments (Diagnostics and Pharmaceutical segments combined) generated total gross margin of € 14,615 thousand or 34% of revenues which represents an increase of €9,117 thousand or 19.5 percentage points in the year ended December 31, 2021 as compared to €5,498 thousand or 14% of revenues in the previous year ended December 31, 2020. However, gross margin for our COVID-19 segment for the year ended December 31, 2021 was €14,669 thousand or 10% of revenues representing a decrease of €24,090 thousand or of 33 percentage points as compared to €38,759 thousand or 43% of revenues in the year ended December 31, 2020. This reduction was primarily due to the decision to shift COVID-19 testing to subcontractors. As a result, our total gross profit decreased by €15,459 thousand, to €29,485 thousand for the year ended December 31, 2021, from €44,944 thousand for the year ended December 31, 2020 driven by the factors described above. Gross profit margin decreased by 19 percentage points from 35% of revenues in 2020 to 16% of revenues in 2021.

### Research and Development Expenses

The table below gives a breakdown of our research and development expenses for the years ended December 31, 2021 and 2020.

|   | For the Years Ended<br>December 31, |               |
|---|-------------------------------------|---------------|
|   | 2021                                | 2020          |
|   | (€ in thousands)                    |               |
| Wages and salaries and social security expenses | 8,021                               | 5,585         |
| Laboratory supplies and consumable costs        | 301                                 | 1,719         |
| IT development costs                            | 4,422                               | 5,208         |
| Depreciation and amortization expenses          | 3,900                               | 1,971         |
| Others  | 2,653                               | 452           |
| <b>Total research and development expenses</b>  | <b>19,297</b>                       | <b>14,935</b> |

Research and development expenses increased by €4,362 thousand, or 29.2%, to €19,297 thousand for the year ended December 31, 2021, from €14,935 thousand for the year ended December 31, 2020. This mainly represents personnel costs, IT-related expenses incurred in our research that do not qualify for capitalization, increased depreciation and amortization and other costs such as consumables, patent applications, legal costs and external consultant costs.

### General Administrative Expenses

The table below gives a breakdown of our general administrative expenses for the years ended December 31, 2021 and 2020.

|  | For the Years Ended<br>December 31, |                     |
|--|-------------------------------------|---------------------|
|  | 2021                                | 2020 <sup>(1)</sup> |
|  | (€ in thousands)                    |                     |
| Wages and salaries, social security and termination expenses | 13,664                              | 9,657               |
| Share-based payment expenses                                 | 8,035                               | 5,658               |
| Legal, audit and consulting expenses                         | 5,048                               | 3,975               |
| Travelling, corporate communication and event expenses       | 1,386                               | 2,895               |
| IT operational costs   | 3,513                               | 2,404               |
| Insurance premiums   | 4,432                               | 5,003               |
| Recruitment expenses   | 1,062                               | 1,273               |
| Depreciation and amortization expenses                       | 1,949                               | 2,777               |
| Others   | 7,650                               | 6,518               |
| <b>Total general administrative expenses</b>                 | <b>46,739</b>                       | <b>40,160</b>       |

- (1) Restated for 2020 to reflect the impact of the reclassification of certain costs from cost of goods sold to general administrative expenses and selling expenses. (See note 2.4 to our consolidated financial statements as of December 31, 2021 and 2020 and for the three years ended December 31, 2021, 2020 and 2019 included elsewhere in this Annual Report).

General administrative expenses increased by €6,579 thousand, or 16.4%, to €46,739 thousand for the year ended December 31, 2021, from €40,160 thousand for the year ended December 31, 2020, principally due to an increase in personnel costs, costs related to being a publicly listed company and operating expenses as a result of the expansion of the business. The increase in costs relating to being a publicly listed company relates to costs such as additional legal, accounting, corporate governance and investor relations expenses, partially offset by a slight decrease in directors' and officers' insurance premiums. In addition, the increase is also the result of additional investments in IT support and data center costs. The general administrative expenses included share-based compensation expenses of €8,035 thousand for the year ended December 31, 2021, an increase of €2,377 thousand as compared to €5,658 thousand for the year ended December 31, 2020.

#### *Selling Expenses*

Selling expenses increased by €1,834 thousand, or 22.9%, to €9,860 thousand for the year ended December 31, 2021, from €8,026 thousand for the year ended December 31, 2020, were principally due to an increase in personnel expenses, online service expenses as well as travel expenses due to the easing of travel restrictions from the COVID-19 pandemic.

#### *Impairment of financial assets*

Impairment expenses for financial assets for the year ended December 31, 2021, were €1,140 thousand, representing a decrease of €2,598 thousand from €3,738 thousand for the year ended December 31, 2020. These impairment losses related to the re-assessment of the receivables and contract assets arising from contracts with customers, partly due to the effect of the COVID-19 pandemic.

#### *Other Operating Income / (Expenses)*

Other operating income increased by €804 thousand, or 33.6%, to €3,198 thousand for the year ended December 31, 2021, from €2,394 thousand for the year ended December 31, 2020, principally due to an increase in recognition of grant income, as well as a gain of €387 thousand from the forgiveness of a bank loan granted under the Coronavirus Aid, Relief, and Economic Security Act (CARES Act).

Other operating expenses decreased by €96 thousand, or 52.7%, to €86 thousand for the year ended December 31, 2021, from €182 thousand for the year ended December 31, 2020, principally due to foreign exchange differences.

#### *Interest and Similar Income / (Expenses)*

Interest and similar income decreased by €3 thousand to €3 thousand for the year ended December 31, 2021, from €6 thousand for the year ended December 31, 2020.

Interest and similar expenses decreased by €549 thousand, or 39.2%, to €851 thousand for the year ended December 31, 2021, from €1,400 thousand for the year ended December 31, 2020, principally due to the unwinding of discount on lease liabilities and foreign currency losses.

#### *Loss Before Taxes for the Year*

As a result of the factors described above, our loss before taxes for the year ended December 31, 2021 was €45,287 thousand, an increase of €24,190 thousand, or 114.7%, from €21,097 thousand for the year ended December 31, 2020.

#### *Segment Adjusted EBITDA*

Our Segment Adjusted EBITDA was as follows:

|                                 | For the Years Ended<br>December 31, |               |
|---------------------------------|-------------------------------------|---------------|
|                                 | 2021                                | 2020          |
|                                 | (€ in thousands)                    |               |
| <b>Segment Adjusted EBITDA:</b> |                                     |               |
| Pharmaceutical                  | 4,843                               | 6,194         |
| Diagnostics                     | 4,024                               | (2,408)       |
| COVID-19                        | 20,940                              | 37,215        |
|                                 | <b>29,807</b>                       | <b>41,001</b> |

Confinant Audit & Assurance B.V.  
For identification purposes only.  
Related to auditor's report  
dated 31 May 2022.

Adjusted EBITDA from our pharmaceutical segment was €4,843 thousand for the year ended December 31, 2021, a decrease of €1,351 thousand, or 22%, from €6,194 thousand for the year ended December 31, 2020. This decrease was primarily attributable to the decrease in revenues from the pharmaceutical segment, as well as the increase in cost of sales including an impairment of €1,067 thousand and the continuous expansion of our business development team.

Adjusted EBITDA from our diagnostics segment was €4,024 thousand for the year ended December 31, 2021, an increase of €6,432 thousand, or 267%, from negative € 2,408 thousand for the year ended December 31, 2020. This increase was primarily attributable to an increase in revenues during the year and decreased credit loss allowances for trade receivables and contract assets.

Adjusted EBITDA from our COVID-19 segment was €20,940 thousand for the year ended December 31, 2021, a decrease of €16,275 thousand, or 44%, from € 37,215 thousand for the year ended December 31, 2020. This decrease was primarily attributable to changes in the business to government contract structures, costs relating to the set-up of the COVID-19 business unit, committed fixed overhead costs coupled with the downturn of COVID-19 testing in the second half of the year.

For further information about how we calculate Adjusted EBITDA, how it is used and our reconciliation of segment Adjusted EBITDA to the most comparable IFRS measure of the Group, see “Note 7 — Segment information and revenue from contracts with customers” of our consolidated financial statements as of and for the year ended December 31, 2021.

For the discussion of our results of operations for the year ended December 31, 2019 compared to year ended December 31, 2020, see “Financial Operations Overview — Year Ended December 31, 2019 Compared to Year Ended 31, 2020” included in our annual report for the year ended December 31, 2020 on Form 20-F (File No. 001-39124) filed with the SEC on April 15, 2021.

#### Quarterly Data

The following table sets forth certain unaudited financial data for each fiscal quarter for the periods indicated. The unaudited quarterly information includes all normal recurring adjustments that we consider necessary for a fair statement of the information shown. This information should be read in conjunction with the audited consolidated financial statements and related notes thereto appearing elsewhere in this Annual Report. Our quarterly results are not necessarily indicative of future operating results.

|  | 2021                          |                |                 |                 | 2020           |                 |                |                |
|--|-------------------------------|----------------|-----------------|-----------------|----------------|-----------------|----------------|----------------|
|  | First Quarter                 | Second Quarter | Third Quarter   | Fourth Quarter  | First Quarter  | Second Quarter  | Third Quarter  | Fourth Quarter |
|  | (unaudited, In EUR thousands) |                |                 |                 |                |                 |                |                |
| Revenue  | 64,960                        | 51,871         | 30,196          | 42,896          | 12,105         | 9,719           | 36,305         | 70,252         |
| Cost of sales <sup>(1)</sup>                   | 50,755                        | 42,533         | 34,951          | 32,209          | 7,018          | 6,443           | 24,901         | 45,075         |
| <b>Gross profit <sup>(1)</sup></b>             | <b>14,205</b>                 | <b>9,338</b>   | <b>(4,755)</b>  | <b>10,687</b>   | <b>5,087</b>   | <b>3,276</b>    | <b>11,404</b>  | <b>25,177</b>  |
| Research and development expenses              | 4,335                         | 4,053          | 3,821           | 7,088           | 2,691          | 3,119           | 4,796          | 4,329          |
| General administrative expenses <sup>(1)</sup> | 12,595                        | 11,540         | 11,051          | 11,553          | 7,898          | 7,801           | 9,501          | 14,960         |
| Selling expenses <sup>(1)</sup>                | 2,142                         | 2,123          | 2,228           | 3,367           | 2,326          | 2,724           | 1,330          | 1,646          |
| Impairment of financial assets                 | 95                            | 580            | 502             | (37)            | 1,174          | 500             | 1,147          | 917            |
| Other operating income                         | 366                           | 1,276          | 1,011           | 545             | 945            | 801             | 679            | (31)           |
| Other operating expenses                       | 34                            | 2              | -               | 50              | 101            | 37              | 53             | (9)            |
| <b>Operating loss</b>                          | <b>(4,630)</b>                | <b>(7,684)</b> | <b>(21,346)</b> | <b>(10,789)</b> | <b>(8,158)</b> | <b>(10,104)</b> | <b>(4,744)</b> | <b>3,303</b>   |

(1) Except for the fourth quarter in 2021, Cost of sales, general administrative expenses and selling expenses have been restated to reflect the impact of the reclassification of advertising expenses, credit card fees and other selling expenses from cost of sales to general administrative expenses and selling expenses. (See note 2.4 to our consolidated financial statements as of December 31, 2021 and 2020 and for the three years ended December 31, 2021, 2020 and 2019 included elsewhere in this Annual Report).

## 4.2 Liquidity and Capital Resources

### Overview

Our cash requirements are principally for working capital and capital expenditures of all our businesses, including expansions and improvements to our laboratory facilities, technology infrastructure and research and development activities. In fiscal year 2022 and beyond, we anticipate that our capital expenditures in our rare disease business will increase from prior periods as we continue to increase our research and development efforts. Historically, our main source of liquidity has been our secured loans, municipal loans

Confinant Audit & Assurance B.V.

For identification purposes only.

Related to auditor's report

dated 31 May 2022.

and government funding of research programs, and proceeds from our initial public offering. In July 2020, we completed the Follow-on Equity Offering and received net offering proceeds, after deducting underwriting discounts and commissions, of €22 million. In January 2022, we secured a debt financing agreement (“Loan Facility”) in the total amount of USD 45.0 million (€40.2 million) and additional €15 million through issuance of common shares and warrants.

Our financial condition and liquidity are and will continue to be influenced by a variety of factors, including our ability to continue to generate cash flows from our operations, our capital expenditure requirements, and the impact of the COVID-19 pandemic on financial markets and the global economy.

Our known material liquidity needs for periods beyond the next twelve months are described below in “—F. Tabular Disclosure of Contractual Obligations.” We believe cash generated from our operations, cash and cash equivalents per year-end, financial instruments, government funding of research programs together with the Loan Facility and capital injection obtained in 2022 will be sufficient to fund our operations for at least 12 months from the date of issuance of these financial statements.

### Contractual Obligations

The table below presents the residual contractual terms of the financial liabilities as of December 31, 2021, including estimated interest payments. The figures are undiscounted gross amounts, including estimated interest payments and interest on undrawn loan funds, but without showing the impact of offsetting.

|   | Total contractual cash flows | Less than 1 year | Between 1 and 3 years | Between 3 and 5 years | More than 5 years |
|---|------------------------------|------------------|-----------------------|-----------------------|-------------------|
| Bank overdrafts                         | 3,310                        | 3,310            | —                     | —                     | —                 |
| Secured bank loans                      | 505                          | 505              | —                     | —                     | —                 |
| Lease liabilities                       | 21,788                       | 4,039            | 5,314                 | 3,542                 | 8,893             |
| Short term and low value leases         | 93                           | 44               | 49                    | —                     | —                 |
| Trade payables and purchase obligations | 11,252                       | 11,252           | —                     | —                     | —                 |
| <b>Total</b>                            | <b>36,948</b>                | <b>19,150</b>    | <b>5,363</b>          | <b>3,542</b>          | <b>8,893</b>      |

Lease liabilities include leases related to lease contracts for land and buildings, offices as well as various items motor vehicles and other equipment which are accounted for according to IFRS 16, and measured at the present value of lease payments over the lease term at the commencement date of the leases.

Lease liabilities also include contractual cash flows in relation to the expansion of the Rostock headquarters and leasing of our Frankfurt laboratory, our Airport Berlin, Airport Düsseldorf and Airport Frankfurt testing centers that are not accounted for yet. The future lease payments and utilities for these non-cancellable lease contracts are €107 thousand within one year, €2,370 thousand within five years and €4,219 thousand thereafter (December 31, 2020: €283 thousand within one year, €1,686 thousand within five years and €4,855 thousand thereafter).

We did not have during the periods presented, and we do not currently have, any off-balance sheet arrangements, as defined in the rules and regulations of the Securities and Exchange Commission.

### Material Transactions

#### Private Placement of Common Shares and Warrants

On January 31, 2022, we entered into a Securities Purchase Agreement (the “Securities Purchase Agreement”) with the purchasers named therein (the “Investors”) and a Warrant Agreement (the “Warrant Agreement”) with the Investors. Pursuant to the Securities Purchase Agreement and the Warrant Agreement, we agreed to sell to the Investors (i) an aggregate of 4,479,088 common shares at a price per share of USD 3.73, and (ii) warrants initially exercisable for the purchase of up to an aggregate of 1,343,727 additional common shares at an initial exercise price per common share of USD 7.72 (the “Warrants”), for aggregate gross proceeds of €15.0 million. The Warrants are exercisable immediately as of the date of issuance and will expire on December 31, 2026.

Confinant Audit & Assurance B.V.  
For identification purposes only.  
Related to auditor's report  
dated 31 May 2022.

The Securities Purchase Agreement and the Warrant Agreement contain customary representations and warranties from the Company and the Investors and customary closing conditions. The closing of the Private Placement occurred on January 31, 2022 (the "Closing Date").

The Company also agreed pursuant to the Securities Purchase Agreement and the Warrant Agreement, among other things, to indemnify the Investors from certain liabilities arising out of or based in whole or in part on the inaccuracy of the representations and warranties of the Company contained in those respective agreements or the failure of the Company to perform its obligations thereunder.

Each of the Investors is a party to the Company's existing Registration Rights Agreement, dated November 12, 2019 (as amended, the "Registration Rights Agreement") (one Investor having executed a joinder thereto prior to the Closing Date). Pursuant to the Registration Rights Agreement, we have agreed under certain circumstances to file a registration statement to register the resale of the securities held by such Investors, subject to certain exceptions, as well as to cooperate in certain public offerings of such securities.


### **Loan and Security Agreement**

On January 31, 2022 (the "Closing Date"), the Company, Centogene GmbH, CentoSafe B.V. and Centogene US, LLC (together, the "Borrowers"), entered into the Loan Facility with Oxford Finance LLC ("Oxford") and the other financial institutions or entities from time to time parties to the Loan Facility (collectively, referred to as "Lenders") and Oxford, in its capacity as collateral agent for itself and the Lenders (in such capacity, "Agent"). Under the Loan Facility, the Lenders agreed to make available to the Borrowers certain term loans in an aggregate principal amount of up to \$45.0 million, subject to funding in two tranches as follows: (a) on the Closing Date, a loan in the aggregate principal amount of \$25.0 million (the "Term A Loan") and (b) on and after the Term B Milestone (as defined below) until the earlier of 60 days thereafter and July 31, 2023, a loan in the aggregate principal amount of USD 20.0 million (the "Term B Loan" and collectively with the Term A Loan, the "Term Loans"). The obligations of the Lenders to fund the Term B Loan are subject to our achievement of product revenues from our diagnostics and pharmaceutical services segments of at least USD 50.0 million calculated on a trailing twelve month basis as of the last day of any fiscal month (such achievement, the "Term B Milestone"). As security for the Borrowers' obligations under the Loan Facility, the Borrowers granted the Lenders a first priority security interest on the Borrowers' assets.

The maturity date of the Term Loans is January 29, 2027, with amortized payments commencing March 1, 2025 in 24 equal monthly payments. The Term Loans bear an interest rate of 7.93% per annum plus the 1-month CME Term SOFR reference rate as published by the CME Group Benchmark Administration Limited (subject to a floor of 0.07%), based on a year consisting of 360 days.

At any time following the Closing Date, the Borrowers may prepay an amount of not less than all of the then outstanding principal balance and all accrued and unpaid interest on the Term Loans, subject to at least fifteen days' prior written notice to the Agent and the payment of a prepayment fee equal to (x) if made on or prior to the first anniversary of the Closing Date, 3.0% of the principal amount being prepaid, (y) if made after the first anniversary of the Closing Date but on or prior to the second anniversary of the Closing Date, 2.0% of the principal amount being prepaid and (z) otherwise, 1.0%.

The Loan Facility contains customary affirmative covenants, negative covenants and events of default, including covenants and restrictions that, among other things, require the Borrowers to satisfy a financial covenant, restrict Borrowers' ability to transfer cash to their subsidiaries, and in certain circumstances restrict the ability of the Borrowers to incur liens, incur additional indebtedness, engage in mergers and acquisitions, make distributions or make asset sales without the prior written consent of Lenders. A failure to comply with these covenants could permit the Lenders to declare the Borrowers' obligations under the Loan Facility, together with accrued interest and fees, to be immediately due and payable, plus any applicable additional amounts relating to a prepayment or termination, as described above.



## Comparative Cash Flows

### Comparison of the Years Ended December 31, 2021 and 2020

The following table sets forth our cash flows for the periods indicated:

|  | For the Years Ended<br>December 31, |               |
|--|-------------------------------------|---------------|
|  | 2021                                | 2020          |
|  | (€ in thousands)                    |               |
| <b>Consolidated statement of cash flows:</b>                 |                                     |               |
| Cash flow (used in)/ from operating activities               | (21,467)                            | 8,462         |
| Cash flow (used in) investing activities                     | (5,360)                             | (16,151)      |
| Cash flow (used in)/ from financing activities               | (3,475)                             | 14,842        |
| <b>Net (decrease)/ increase in cash and cash equivalents</b> | <b>(30,302)</b>                     | <b>7,153</b>  |
| Cash and cash equivalents at the beginning of the period     | 48,156                              | 41,095        |
| Effect of movements in exchange rates on cash held           | (36)                                | (92)          |
| <b>Cash and cash equivalents at the end of the period</b>    | <b>17,818</b>                       | <b>48,156</b> |

#### Operating Activities

Our cash flow used in, or from, operating activities primarily relates to changes in the components of our working capital, including cash received from our COVID-19 business, pharmaceutical partners and diagnostics clients, and payments made to our suppliers.

For the year ended December 31, 2021, cash flow used in operating activities was €21,467 thousand, an increase of €29,929 thousand as compared to cash generated from operating activities of €8,462 thousand for the year ended December 31, 2020. This change was mainly driven by the COVID-19 business segment where business to government contract structures were amended resulting in higher subcontracting costs for each testing site, costs relating to the set-up of the COVID-19 business unit, committed fixed overhead costs coupled with the downturn of COVID-19 testing in the second half of the year.

#### Investing Activities

Our cash flow used in, or from, investing activities consists of investments in intangible assets, plant, property and equipment, grants received for investments in property, plant and equipment and cash received from disposals of property, plant and equipment.

For the year ended December 31, 2021, cash flow used in investing activities was €5,360 thousand, as compared to cash flow used of €16,151 thousand in investing activities for the year ended December 31, 2020. The decrease was mainly due to the reduction in investments made in respect of COVID-19 testing. Total investments in COVID-19 testing during the year ended December 31, 2021 amounted to €2,834 thousand compared to €9,346 thousand for the year ended December 31, 2020.

Cash used in investment activities in our rare disease business included mainly costs incurred in the development of new products and solutions, and the development of our IT driven and interpretation-based solutions. It also includes investment in property, plant and equipment used in the laboratories and other business operations.

#### Financing Activities

For the year ended December 31, 2021, cash used in financing activities was €3,475 thousand, an increase of €18,317 thousand as compared to cash generated of €14,842 thousand for the year ended December 31, 2020.

Our cash flow provided by financing activities for the year ended December 31, 2020 was primarily driven by the cash received in our follow-on offering in July 2020, which contributed €22,430 thousand, net of underwriting discounts, commissions and transaction costs.

Cash used in financing activities includes repayment of lease liabilities of €4,516 thousand, an increase of €502 thousand as compared to repayment of €5,018 thousand for the year ended December 31, 2020.

Confinant Audit & Assurance B.V.  
For identification purposes only.  
Related to auditor's report  
dated 31 May 2022.

For the discussion of our cash flows for the year ended December 31, 2019 compared to year ended December 31, 2020, see “Comparative Cash Flows —Year Ended December 31, 2019 Compared to Year Ended 31, 2020” included in our annual report for the year ended December 31, 2020 on Form 20-F (File No. 001-39124) filed with the SEC on April 15, 2021.

## Indebtedness

### *Syndicated Loan Facility*

On August 4, 2015, we entered into a loan agreement (as amended or supplemented to date, the “Syndicated Loan Facility”) with certain German commercial banks. The Syndicated Loan Facility consists of four tranches. As of December 31, 2021, we had €2,834 thousand outstanding under the Syndicated Loan Facility, of which €505 thousand was outstanding under Tranche B and €2,329 thousand was outstanding under the Tranche D. As of December 31, 2020, we had €1,596 thousand outstanding under the Syndicated Loan Facility, of which €968 thousand was outstanding under Tranche B and €628 thousand was outstanding under the Tranche D Loan. As of December 31, 2021 and 2020, there were no balances outstanding under Tranches A and C.

The outstanding portions of the Syndicated Loan Facility consist of:

- Tranche B loan has an aggregate original principal amount of €5,410 thousand that is scheduled to mature on December 30, 2022 (the “Tranche B Loan”) and bears interest at a floating rate of EURIBOR plus a margin of 2.95% per annum. Since December 2019, we have pledged €1,500 thousand in cash in connection with amounts outstanding thereunder;
- Tranche D loan has an aggregate principal amount of up to €2,500 thousand as overdraft facility (the “Tranche D Loan”) and bears interest at EURIBOR plus a margin of 3.5% per annum. Pursuant to a cash pledge that we entered into in January 2018 with the lenders under the Tranche D loan, as of July 1, 2019, we had pledged €2,500 thousand in cash in connection with amounts outstanding thereunder.

The Tranche B Loan has been used to purchase laboratory equipment on a pro rata basis. In addition, it served to refinance rental purchases for short-term investments in laboratory equipment and IT equipment. The Tranche D Loan serves us as a working capital line in an aggregate amount of € 2,500 thousand.

During the year ended December 31, 2019, after Tranche A loan was fully repaid following our sale and leaseback transaction, the terms of the Syndicated Loan Facility were renegotiated with the relevant banks and €1,500 thousand in cash was arranged and pledged for the Tranche B Loan. In exchange, the assignment of assets and receivables was released, and the requirement of compliance with covenants and restrictions were also removed. As of December 31, 2021, there was no requirement to comply with the covenants and no liens on assets, except for cash deposits pledged, remaining under the Syndicated Loan Facility.

### *Revolving Credit Agreements*

We have entered into two further secured bank overdraft agreements totaling €1,000 thousand which we use to finance our day-to-day business operations. €981 thousand was utilized as of December 31, 2021 and €910 thousand was utilized as of December 31, 2020. Our first €500 thousand bank overdraft agreement had an initial floating interest rate of 4.23% per annum (adjusted on EURIBOR) when utilized as an overdraft facility. This is secured by a term deposit of €500 thousand. Our second €500 thousand bank overdraft agreement had an initial floating interest rate of 4.5% per annum when utilized as an overdraft facility and is secured by a term deposit of €500 thousand.

## 5. LEGAL PROCEEDINGS

From time to time we may be involved in legal proceedings that arise in the ordinary course of our business. See Note 26 to the Consolidated Financial Statements for additional information on legal proceedings we were involved in during the period to which the Consolidated Financial Statements pertain. Any future litigation may result in substantial costs and be a distraction to management and our employees. No assurance can be given that future litigation will not have a material adverse effect on our financial position.



## 6. CONTROLS AND PROCEDURES

### 6.1. Risk management and control systems

Our management board, under the supervision of our supervisory board, is responsible for reviewing the Company's risk management and control systems in relation to the financial reporting by the Company. Our supervisory board has charged our audit committee with the periodic oversight of these risk management and control systems, with reports being provided to the supervisory board. Our audit committee assists the supervisory board, among other things, in reviewing and discussing with the supervisory board and the independent auditor the audit plan as well as our annual audited financial statements and other financial statements prior to the publication, as well as the effectiveness of the Company's internal controls over its financial reporting.

Our success as a business depends on our ability to identify opportunities while assessing and maintaining an appropriate risk appetite. Our risk management considers a variety of risks, including those related to our industry and business, those related to our ongoing relationship with our shareholders and those related to our intellectual property. Our approach to risk management is designed to provide reasonable, but not absolute, assurance that our assets are safeguarded, the risks facing the business are being assessed and mitigated and all information that may be required to be disclosed is reported to our senior management including, where appropriate, to our chief executive officer and our chief financial officer.

As required by Rule 13a-15 under the Exchange Act, management, including our Chief Executive Officer and our Chief Financial Officer, has evaluated the effectiveness of our disclosure controls and procedures (as defined in Rule 13a-15(e) under the Exchange Act) as of the end of the period covered by this report. Disclosure controls and procedures refer to controls and other procedures designed to ensure that information required to be disclosed in the reports we file or submit under the Exchange Act is recorded, processed, summarized and reported within the time periods specified in the rules and forms of the SEC. Disclosure controls and procedures include, without limitations, controls and procedures designed to ensure that information required to be disclosed by us in our reports that we file or submit under the Exchange Act is accumulated and communicated to management, including our principal executive and principal financial officers, or persons performing similar functions, as appropriate to allow timely decisions regarding our required disclosures.


Based on the foregoing, including the material weaknesses noted below, our Chief Executive Officer and our Chief Financial Officer have concluded that, as of December 31, 2021, the design and operation of our disclosure controls and procedures were not effective at the reasonable assurance level.

### 6.2. In control statement

On the basis of reports and information provided to our managing directors, our management board is of the opinion that:

- this report provides sufficient insight into any failings in the effectiveness of the Company's risk management and control systems;
- notwithstanding the material weaknesses in our internal control over financial reporting identified above, the Company's risk management and control systems provide reasonable assurance that the Company's financial reporting does not contain material inaccuracies;
- based on the Company's state of affairs as at the date of this report, it is justified that the Company's financial reporting is prepared on a going concern basis; and
- this report states those material risks and uncertainties that are relevant to the expectation of the Company's continuity for a period of twelve months after the date of this Annual Report.

Any material failings in, material changes to, and/or material improvements of the Company's risk management and control systems which have been observed, made and/or planned, respectively, during the fiscal year to which this report relates, have been discussed with our audit committee and with our supervisory board.



## 7. CORPORATE GOVERNANCE

### 7.1. Dutch Corporate Governance Code

For the fiscal year to which this report relates, the Dutch Corporate Governance Code 2016 (the "DCGC") applied to the Company. The text of the DCGC can be accessed at <http://www.mccg.nl>.

Except as set out below, during the fiscal year to which this report relates, the Company complied with the principles and best practice provisions of the DCGC, to the extent that these are directed at the management board and the supervisory board.

The Company deviates from the following principles and best practice provisions of the DCGC:

#### 1.3 (Internal audit function)

The Company has not established an internal audit function. The management board has considered whether setting up an internal audit department would be advisable and believes that, notwithstanding the material weakness in our internal control over financial reporting that we have identified (see chapter 6.1 of this Annual Report), adequate alternative measures have been taken in the form of the Company's risk management and control systems.

#### 3.1.2 (Remuneration policy)

The existing compensation policy of the Company (the "Compensation Policy") was adopted prior to our IPO. If and when the Compensation Policy would be revised, the aspects referred to in this best practice provision shall be considered.

However, our 2019 long-term incentive plan does allow the Company to grant equity awards that are not subject to a lock-up period of at least five years after the date of grant, and without restricting the exercisability of equity awards during the first three years after the date of grant.

#### 3.2.2 (Remuneration supervisory board)

The remuneration of the supervisory board members is not solely cashed based.

In 2020, an agreement was entered into between the Company and Peer Schatz, as member of our supervisory board. According to this agreement, a total of 300,000 RSUs were granted to Peer Schatz pursuant to the 2019 long-term incentive plan. The grant was approved in the Company's extraordinary general meeting of shareholders on December 18, 2020.

In the same extraordinary general meeting of shareholders on December 18, 2020, the shareholders also approved a new incentive compensation scheme for supervisory board members, under which certain members of the supervisory board will annually receive an award of options and RSUs for ordinary shares of the Company under the 2019 long-term incentive plan with a target value of EUR 80,000 multiplied by the LTI factor.

#### 4.3.3 (Cancelling the binding nature of a nomination or dismissal)

The members of our management board and supervisory board are appointed by the Company's general meeting (the "General Meeting") upon the binding nomination by the supervisory board. The General Meeting may only overrule the binding nomination by a resolution adopted by at least a two-thirds majority of the votes cast, provided such majority represents more than half of the issued share capital.

Similarly, our articles of association provide that a resolution of the General Meeting to suspend or dismiss a (managing or supervisory) director, other than pursuant to and in accordance with a proposal by the supervisory board, will require a two-thirds majority of the votes cast, representing more than half of the issued share capital.

### 7.2. Code of conduct and other corporate governance practices

The Company has adopted a code of business conduct and ethics (the "Code of Conduct") which incorporates and refers to core values of the Company, including honesty, integrity, professionalism and fairness, which all of our managing directors,

Confinant Audit & Assurance B.V.  
For identification purposes only.  
Related to auditor's report  
dated 31 May 2022.

supervisory directors, officers and employees are expected to actively support and observe. The text of the Company's Code of Conduct and corporate governance principles can be accessed at <https://investors.centogene.com/corporate-governance>. The Company does not voluntarily apply other formal codes of conduct or corporate governance practices. The Code of Conduct operated effectively during the year to which this Annual Report pertains.

### **7.3. General meeting**

#### **7.3.1. Functioning of the General Meeting**

Annually, at least one general meeting of the Company must be held. This annual General Meeting must be held within six months after the end of the Company's fiscal year. A General Meeting must also be held within three months after the management board has decided that it is likely that the Company's equity has decreased to or below 50% of its paid up and called up share capital. In addition, without prejudice to the relevant best practice provisions of the DCGC with respect to invoking a 'response period', a General Meeting must be held when requested by one or more shareholders and/or others with meeting rights under Dutch law collectively representing at least 10% of the Company's issued share capital, provided that certain criteria are met. Any additional General Meeting shall be convened whenever the management board or the supervisory board would so decide. Each General Meeting must be held in Arnhem, Assen, The Hague, Haarlem, 's-Hertogenbosch, Groningen, Leeuwarden, Lelystad, Maastricht, Middelburg, Rotterdam, Schiphol (Haarlemmermeer), Utrecht or Zwolle.

For purposes of determining who have voting rights and/or meeting rights under Dutch law at a General Meeting, the management board may set a record date. The record date, if set, shall be the 28th day prior to that of the General Meeting. Those who have voting rights and/or meeting rights under Dutch law on the record date and are recorded as such in one or more registers designated by the management board shall be considered to have those rights at the General Meeting, irrespective of any changes in the composition of the shareholder base between the record date and the date of the General Meeting. The Company's articles of association require shareholders and others with meeting rights under Dutch law to notify the Company of their identity and their intention to attend the General Meeting. This notice must be received by the Company ultimately on the seventh day prior to the General Meeting, unless indicated otherwise when such General Meeting is convened.

#### **7.3.2. Powers of the General Meeting**

All powers that do not vest in the management board or the supervisory board pursuant to applicable law, the Company's articles of association or otherwise, vest in the Company's General Meeting. The main powers of the General Meeting include, subject in each case to the applicable provisions in the Company's articles of association:

- the appointment, suspension and dismissal of managing directors and supervisory directors;
- the approval of certain resolutions of the management board concerning a material change to the identity or the character of the Company or its business;
- the reduction of the Company's issued share capital through a decrease of the nominal value, or cancellation, of shares in its capital;
- the adoption of the Company's statutory annual accounts;
- the appointment of the Dutch independent auditor to examine the Company's statutory annual accounts;
- amendments to the Company's articles of association;
- approving a merger or demerger by the Company, without prejudice to the authority of the management board to resolve on certain types of mergers and demergers if certain requirements are met; and
- the dissolution of the Company.

In addition, the General Meeting has the right, and the management board and the supervisory board must provide, any information reasonably requested by the General Meeting, unless this would be contrary to an overriding interest of the Company.

### 7.3.3. Shareholder rights

Each share in the Company's capital carries one vote. Shareholders, irrespective of whether or not they have voting rights, have meeting rights under Dutch law (including the right to attend and address the General Meeting, subject to the concept of a record date as described in chapter 7.3.1). Furthermore, each share in the Company's capital carries an entitlement to dividends and other distributions as set forth in the Company's articles of association. Pursuant to the Company's articles of association, any such dividend or other distribution shall be payable on such date as determined by the management board and the management board may also set a record date for determining who are entitled to receive any such dividend or other distribution (irrespective of subsequent changes in the shareholder base). The record date for dividends and other distributions shall not be earlier than the date on which the dividend or other distribution is announced. In addition, shareholders have those rights awarded to them by applicable law.

### 7.4. Management board

The management board is charged with managing the Company's affairs and the implementation of its strategy. In performing their duties, our managing directors shall be guided by the interests of the Company and of the business connected with it.

Our management board has developed a view on long-term value creation by the Company and has formulated a strategy consistent with that view. The supervisory board has been actively engaged at an early stage in formulating the Company's strategy and supervises the manner in which the strategy is implemented.

As at December 31, 2021, the management board was composed as follows:

| Name and age                        | Gender | Nationality | Date of initial appointment | Expiration of current term of office | Attendance rate at meeting of the board |
|-------------------------------------|--------|-------------|-----------------------------|--------------------------------------|---|
| Kim Stratton, 59 <sup>(1)</sup>     | F      | Australian  | Feb 1, 2022                 | 2026                                 | 100% attendance                         |
| Andrin L. Oswald, 50 <sup>(1)</sup> | M      | Swiss       | Dec 1, 2020                 | 2021                                 | 100% attendance                         |
| René Just, 54 <sup>(2)</sup>        | M      | Danish      | July 1, 2021                | 2022                                 | 100% attendance                         |
| Hans V. Weckesser, 55               | M      | German      | Nov 7, 2019                 | 2022                                 | 100% attendance                         |

(1) Effective as of February 1, 2022, Dr. Andrin Oswald resigned from the management board and his position as our Chief Executive Officer. Mrs. Stratton was appointed as Centogene's managing director and Chief Executive Officer on February 18, 2022, after having served as interim managing director and Chief Executive Officer from December 20, 2021.

(2) On June 30, 2021, Richard Stoffelen stepped down from the management board and his role as our CFO. He was succeeded by René Just. Effective as of March 31, 2022, René Just resigned from the management board and his position as our Chief Financial Officer of Centogene. Jose Miguel Coego Rios was appointed as our Interim CFO with effect as of April 1, 2022 and Executive Vice President of Finance & Legal on February 8, 2022.

### 7.5. Supervisory board

The supervisory board is charged with the supervision of the policy of the management board and the general course of affairs of the Company and of the business connected with it. The supervisory board provides the management board with advice. In performing their duties, our supervisory directors shall be guided by the interests of the Company and of the business connected with it. The management board provides the supervisory board with the information necessary for the performance of its tasks in a timely fashion. At least once a year, the management board also informs the supervisory board in writing of the main features of the strategic policy, the general and financial risks and the administration and control system of the Company.

As at December 31, 2021, the supervisory board was composed as follows:

| Name and age                             | Gender | Nationality | Date of initial appointment | Expiration of current term of office | Attendance rate at meeting of the board |
|--|--------|-------------|-----------------------------|--------------------------------------|---|
| Peer M. Schatz <sup>(1)</sup> , 56       | M      | Swiss       | Jun 26, 2020                | 2023                                 | 100% attendance                         |
| Andreas Busch, Ph.D. <sup>(2)</sup> , 58 | M      | German      | Feb 28, 2022                | 2026                                 | 100% attendance                         |

Confinant Audit & Assurance B.V.  
For identification purposes only.  
Related to auditor's report  
dated 31 May 2022.

|                                      |   |         |              |      |                 |
|--------------------------------------|---|---------|--------------|------|-----------------|
| Flemming Ornskov <sup>(3)</sup> , 64 | M | Swiss   | Nov 7, 2019  | 2025 | 100% attendance |
| Hubert Birner, Ph.D., 55             | M | German  | Nov 7, 2019  | 2025 | 100% attendance |
| Jonathan G. Sheldon, Ph.D., 50       | M | UK      | Nov 10, 2020 | 2025 | 100% attendance |
| Holger Friedrich, 55                 | M | German  | Nov 7, 2019  | 2025 | 100% attendance |
| Guido Prehn, 44                      | M | German  | Nov 7, 2019  | 2025 | 100% attendance |
| Eric Sou tre, 66                     | M | French  | Nov 7, 2019  | 2025 | 100% attendance |
| Berndt Modig, 63                     | M | Swedish | Nov 7, 2019  | 2025 | 100% attendance |

- (1) Effective from January 1, 2021, Peer Schatz has been appointed Chairman of the supervisory board.
- (2) Andreas Busch was appointed on February 18, 2022 as a member and Vice Chairman of the supervisory board.
- (3) On March 30, 2022, Flemming Ornskov informed the Supervisory Board that he most likely would step down as a member of the Supervisory Board by the end of 2022 due to increased responsibilities as CEO of Galderma S.A.

*Peer M. Schatz* From January 1, 2021, Peer Schatz has served as chairman of our supervisory board. Mr. Schatz joined the supervisory board of Centogene in March 2020 as interim member and interim vice-chairman of the supervisory board. His appointment was approved in the annual general meeting of shareholders in June 2020. He joined Centogene from his position as long-time Chief Executive Officer of QIAGEN N.V. (Nasdaq: QGEN; Frankfurt: QIA), a leading provider of molecular sample and assay technologies. From 1993 to 2019, he led QIAGEN's rapid expansion from a start-up company with \$2 million in sales into a global leader in molecular testing with over \$1.6 billion in revenues. Mr. Schatz also serves as a supervisory board director of Siemens Healthineers AG and as Chairman of the Board of Resolve Biosciences GmbH and as managing director of PS Capital Management GmbH. He also served as a founding member of the German Corporate Governance Commission and as a supervisory board member of Evotec AG (Frankfurt: EVT). Mr. Schatz graduated from the University of St. Gallen, Switzerland with a Masters Degree in Finance and from the University of Chicago Graduate School of Business with an MBA.

*Andreas Busch, Ph.D.*, Dr. Busch was appointed member and vice-chairman of the supervisory board on February 18, 2022 and brings over 20 years of experience and leadership in the pharmaceutical industry. Since 2019, he has served as Chief Innovation Officer and Chief Scientific Officer at Cycleron Therapeutics, Inc. (Nasdaq: CYCN), a clinical-stage biopharmaceutical company on a mission to develop treatments that restore cognitive function. Prior to this, Dr. Busch served as Head of R&D and CSO at Shire plc., a global biotechnology leader serving patients with rare diseases. Previously, he held a variety of senior leadership positions in his 13-year tenure at Bayer group, most recently as Head of Drug Discovery and a member of the Executive Committee for the Pharmaceuticals division of Bayer. Prior to joining Bayer, Dr. Busch was Global Head of Cardiovascular Research at Hoechst and Sanofi-Aventis. Dr. Busch has served as a member of numerous Supervisory and Scientific Boards of research institutions and companies, including the German Cancer Research Center, the University of T bingen, the Max Delbr ck Center, and the Max Planck Institute of Molecular Genetics, as well as Takeda and start-up companies, such as Omeicos and BerlinCures. He also holds the title of Extraordinary Professor of Pharmacology at the Johann Wolfgang Goethe-University in Frankfurt, Germany. Dr. Busch received his license to practice Pharmacy and Ph.D. in Pharmacology from the Johann-Wolfgang-Goethe-University, Frankfurt. He is the author of over 400 publications and abstracts, and received the prestigious Sir Bernard Katz and Franz Volhard Awards for his work on renal and cardiac ion channels and transporters.

*Flemming Ornskov, M.D., MPH, MBA.* Dr. Ornskov has served as a member of our supervisory board since April 2019. From April 2019 until December 31, 2020 he also served as the chairman of the supervisory board. He has served as the Chief Executive Officer of Galderma S.A. since October 2019. He currently also serves as the Chairman of the Board of Director of Waters Corporation. Dr Ornskov was the Chief Executive Officer and a Board Member of Shire Plc from April 2013 to January 2019, when Shire was acquired by Takeda. Earlier in his career, Dr. Ornskov worked in executive roles at Bayer, Novartis and Merck & Co. Dr. Ornskov received his M.D. from the University of Copenhagen, MBA from INSEAD, and Masters of Public Health from Harvard University.

Confinant Audit & Assurance B.V.  
For identification purposes only.  
Related to auditor's report  
dated 31 May 2022.

*Jonathan G. Sheldon, PhD.* Dr. Sheldon joined our supervisory board as an interim member at November 10, 2020, and his appointment was approved by the shareholders in the extraordinary general meeting of shareholders on December 18, 2020. Mr. Sheldon has an extensive track record in the life science and healthcare industry – having spearheaded growth and strategy development of multiple global companies. He serves as Senior Vice President of the Digital Insights Business Area and member of the Executive Committee at QIAGEN N.V., a leading provider of molecular sample and assay technologies. Prior to joining QIAGEN, Jonathan served as the Global Vice President of Oracle Health Services – further positioning the Company’s product portfolio, defining its healthcare strategy, and its convergence with Life Sciences. Previously, he was the Head of Bioinformatics at Roche Pharmaceutical, where he established the Company’s first bioinformatics department in the UK as well as providing leadership to a variety of software and data companies serving both the life science and healthcare sectors. Until recently, Mr. Sheldon was a Board Member of the Drug Information Association (DIA) and served on the board of the American College of Medical Genetics Foundation. He completed his B.Sc. in Biochemistry and Molecular Biology at the University of Manchester, and went on to receive his Ph.D. in Biochemistry and Molecular Biology from the University of Cambridge.


*Holger Friedrich.* Mr. Friedrich has been a member of our supervisory board since 2017. Since 2010, Mr. Friedrich has been the Managing Director of the consulting division of CORE SE (acquired by EPAM). Prior to that, he was Chairman of SPM Technologies (acquired by SAP) from 1993 to 2003 and Senior Vice President, IT Architecture, at SAP from 2003 to 2005. From 2005 to 2008, he was a partner at McKinsey, responsible for IT Enterprise Architecture in Europe. From 2009 to 2010, he was a member of the Executive Board at Software AG. Friedrich studied computer science and German language and literature.

*Guido Prehn.* Mr. Prehn joined our supervisory board as a member in 2019. Mr. Prehn has over 15 years of experience in the private equity industry. He currently serves on the boards of OmniaMed Holding GmbH, Calvias GmbH, Everest TopCo B.V., Auerbach Holding AG, VTU Group GmbH, FinCo GmbH, B plus L Group Holding GmbH, M-Personal Protection Holding GmbH and M-Personal Protection Management GmbH. Mr. Prehn is a managing director of DPE Deutsche Private Equity which he joined in 2010, shortly after its foundation. Between 2002 and 2009, he worked in various positions at Allianz Capital Partners, TPG Capital and Merrill Lynch. Mr. Prehn studied business administration at the European Business School, Oestrich-Winkel, De Paul University Chicago and Universidad Argentina de la Empresa, Buenos Aires.

*Eric Sou tre, M.D.* Dr. Sou tre joined our supervisory board as a member in 2017. After various research positions at National Institute of Mental Health, Dr. Sou tre founded “BENEFIT” in 1990, a research and consulting company in health economics (subsequently acquired by QUINTILES Inc. (USA) in 1995). He then served as a board member at QUINTILES Inc., where he was responsible for the global consulting function. In 2003, Dr. Sou tre co-founded LABCO - a network of clinical laboratories - and led the company to a European leadership as chairman and CEO until late 2010. He remained as an active board member until LABCO was sold to CINVEN in 2015. Dr. Sou tre has since co-founded a private equity fund, Careventures, focused on pan European healthcare service ventures. He currently serves on the board of OPERA SA. Dr. Sou tre holds a Ph.D. in neurosciences by the Marseille University, an M.D. by the Medical University of Nice and an MBA from HEC school of Paris.

*Berndt Modig, MBA.* Mr. Modig joined our supervisory board as a member in April 2018. He also serves as chief executive officer of Pharvaris N.V. He served as chief financial officer of Prosensa Holding N.V., a public pharmaceutical company, from March 2010 until its acquisition by BioMarin Pharmaceutical Inc. in January 2015. From October 2003 to November 2008, Mr. Modig was chief financial officer at Jerini AG where he directed private financing rounds, its initial public offering in 2005, and its acquisition by Shire Plc in 2008. Before that, Mr. Modig served as chief financial officer at Surplex AG from 2001 to 2003 and as finance director Europe of U.S.-based Hayward Industrial Products Inc. from 1999 to 2001. In previous positions, Mr. Modig was a partner in the Brussels-based private equity firm, Agra Industria, from 1994 to 1999 and a senior manager in the Financial Services Industry Group of Price Waterhouse LLP in New York from 1991 to 1994. Mr. Modig currently serves as a director, chair of the compensation committee and member of the audit committee of Sio Gene Therapies Inc. In addition, until April 2021 he served as vice-chairman of the supervisory board and chairman of the audit committee of Kiadis Pharma N.V., all of which are publicly held pharmaceutical companies, and he was a director of Mobile Loyalty plc from 2012 to 2013. Mr. Modig received a bachelor’s degree in business administration, economics and German language from the University of Lund, Sweden, and an MBA from INSEAD, Fontainebleau, France. He is a certified public accountant (inactive).

*Hubert Birner, Ph.D.* Dr. Birner joined our supervisory board as chairman from July 2017 to March 30, 2019, and as vice-chairman from April 1, 2019 to March 16, 2020. Dr. Birner is responsible for TVM Capital Life Science’s overall investment strategy and global fund operations. He currently serves as Chairman of the board of directors of Leon-nanodrugs GmbH and AL-S Pharma AG. Dr. Birner previously served on the board of Acer Therapeutics, Argos Therapeutic, Horizon Pharma, Inc., Bioxell SA, Evotec AG, Jerini AG, Noxxon Pharma, Probiodrug AG, Proteon Therapeutics Inc. and SpePharm Holdings BV. Prior to his current tenure, he was Head of Business Development Europe and Director of Marketing for Germany at Zeneca Agrochemicals. Dr. Birner



joined Zeneca from McKinsey & Company's European Health Care and Pharmaceutical practice and as Assistant Professor for biochemistry at the Ludwig-Maximilian-University ("LMU"), following his summa cum laude doctoral degree in biochemistry at LMU; his doctoral thesis was honoured with the Hoffmann-La Roche prize for outstanding basic research in metabolic diseases. Dr. Birner also holds an MBA from Harvard Business School.

All of our supervisory board members are independent under best practice provision 2.1.8 paragraphs i. through v. of the DCGC.

Guido Prehn and Eric Sou tre are each a representative of, or otherwise affiliated with, a shareholder holding at least 10% of the Company's issued share capital. Together, they constitute less than half of the total number of the supervisory board members.

There are no other supervisory board members representing, or otherwise affiliated with, a shareholder holding at least 10% of the Company's issued share capital.

## 7.6. Committees

### 7.6.1. General

The supervisory board has established an audit committee, a compensation committee and a nomination and corporate governance committee. Each committee operates pursuant to its charter.

As at December 31, 2021, the committees were composed as follows:

| Name and age        | Audit committee<br>(and attendance rate) | Compensation<br>committee<br>(and attendance rate) | Nomination and corporate<br>governance committee<br>(and attendance rate) |
|---------------------|--|--|---|
| Berndt Modig        | X (100% attendance)*                     |  |   |
| Peer M. Schatz      | X (100% attendance)                      |  | X (100% attendance)   |
| Jonathan G. Sheldon | X (100% attendance)                      |  |   |
| Hubert Birner       |  | X (100% attendance)*                               | X (100% attendance)*  |
| Guido Prehn         |  | X (100% attendance)                                | X (100% attendance)   |
| Eric Sou tre        |  | X (75% attendance)                                 | X (100% attendance)   |

\* Chairman

### 7.6.2. Audit committee

The responsibilities of our audit committee include:

- monitoring the management board with respect to (i) the relations with, and the compliance with recommendations and follow-up of comments made by, the Company's internal audit function and the Dutch independent auditor, (ii) the Company's funding, (iii) the application of information and communication technology by the Company, including risks relating to cybersecurity and (iv) the Company's tax policy;
- issuing recommendations concerning the appointment and the dismissal of the head of the Company's internal audit function;
- reviewing and discussing the performance of the Company's internal audit function;
- the Company's compliance with applicable legal and regulatory requirements;
- the operation of the Company's code of conduct and ethics and its other internal policies;
- reviewing and discussing the Company's audit plan, including with the Dutch independent auditor and the internal audit function;

Confinant Audit & Assurance B.V.  
For identification purposes only.  
Related to auditor's report  
dated 31 May 2022.

- reviewing and discussing the essence of the audit results, including (i) flaws in the effectiveness of the internal controls, (ii) findings and observations with a material impact on the Company's risk profile and (iii) failings in the follow-up of recommendations made previously by the internal audit function;
- receiving from the Dutch independent auditor a formal written statement at least annually delineating all relationships between the Dutch independent auditor and the Company consistent with applicable requirements of the Public Company Accounting Oversight Board (PCAOB) regarding the communications of the Dutch independent auditor with the Audit Committee concerning independence;



- reviewing and discussing with the Dutch independent auditor, at least annually (i) the scope and materiality of the Company's audit plan and the principal risks of the Company's annual financial reporting identified in such audit plan, (ii) the findings and outcome of the Dutch independent auditor's audit of the Company's financial statements and the management letter and (iii) significant findings from the audit and any problems or difficulties encountered, including restrictions on the scope of the Dutch independent auditor's activities or on access to requested information, as well as significant disagreements with the Company's management;
- determining whether and, if so, how the Dutch independent auditor should be involved in the content and publication of financial reports other than the Company's financial statements;
- resolving disagreements between management and the Dutch independent auditor regarding the Company's financial reporting;
- reviewing and discussing with the Dutch independent auditor any audit problems or difficulties and the response of the Company's management thereto, including those matters required to be discussed with the Audit Committee by the Dutch independent auditor pursuant to established auditing standards, such as (i) restrictions on the scope of the activities of the Dutch independent auditor or on access to requested information, (ii) accounting adjustments that were noted or proposed by the Dutch independent auditor but were "passed" (as immaterial or otherwise), (iii) communications between the audit team and the audit firm's national office regarding auditing or accounting issues presented by the engagement and (iv) management or internal control letters issued, or proposed to be issued, by the Dutch independent auditor;
- reviewing and discussing the effectiveness of the design and operation of the internal controls with the management board, the chief executive officer and the chief financial officer, as appropriate, including identified material failings, deficiencies or material weaknesses in the internal controls and material changes made to, and material improvements planned for, the internal controls;
- assisting the Company in preparing the disclosure to be included in the Company's applicable filings as required by the Securities Act, the Exchange Act and their related rules;
- advising the management board regarding the Dutch independent auditor's nomination for (re)appointment or dismissal (including confirmation and evaluation on the rotation of the audit partners on the audit engagement team as required by applicable laws) and preparing the selection of the Dutch independent auditor for such purpose, as relevant;
- reviewing and discussing the terms of engagement of the Dutch independent auditor to audit the Company's financial statements, to prepare or issue an audit report, or to perform other audit, review or attest services, including the scope of the audit, the materiality standard to be applied, and causing the Company, without further action, to pay the compensation of the Dutch independent auditor as approved by the audit committee;
- engagement of such independent legal, accounting and other advisors as the audit committee deems necessary or appropriate to carry out its responsibilities, including causing the Company, without further action, to pay the reasonable compensation of such advisors as approved by the audit committee;
- causing the Company to pay, without further action, the ordinary administrative expenses of the audit committee that are necessary or appropriate in carrying out its duties;
- preparing the audit committee report that the SEC rules require to be included in the Company's annual proxy statement (if and when the Company would become subject to those rules);
- establishing policies for the Company's hiring of current or former employees of the Dutch independent auditor;
- establishing procedures for (i) the receipt, retention and treatment of complaints received by the Company regarding accounting, internal accounting controls or auditing matters and (ii) the confidential, anonymous submission by employees of the Company of concerns regarding questionable accounting or auditing matters;

- reviewing potential conflicts of interest involving managing or supervisory board members, including whether they may take part in the deliberations in the decision-making process on any issue as to which there may be a conflict; and
- developing and recommending to the supervisory board the Company's related person transaction policy

During the fiscal year to which this Annual Report relates, our audit committee met eight times in order to carry out its responsibilities. The main items discussed at those meetings related to review and approval of quarterly financial statements, engagement of external auditors and the adequacy of internal risk management and control system.

### 7.6.3. Compensation committee

The responsibilities of our compensation committee include:

- reviewing and evaluating the Company's compensation policy and benefits policies generally, including the review and recommendation of incentive-compensation and equity-based plans of the Company that are subject to approval of the supervisory board, as well as the compensation of the chief executive officer and the Company's other executive officers;
- submitting proposals to the supervisory board concerning changes to the Company's compensation policy, as relevant;
- submitting proposals to the supervisory board concerning the compensation of individual managing directors and the Company's other executive officers, at least covering (i) the compensation structure, (ii) the amount of the fixed and variable compensation components, (iii) the applicable performance criteria, (iv) the scenario analyses that have been carried out, (v) the pay ratios within the Company's peer group, (vi) the views of any managing director concerned with regard to the amount and structure of his own compensation and (vii) if considered appropriate by the management board or the compensation committee, the views of any executive officer concerned with regard to the amount and structure of his own compensation;
- submitting proposals to the supervisory board concerning the compensation of individual supervisory board members;
- the review and assessment of risks arising from the Company's employee compensation policies and practices and whether any such risks are reasonably likely to have a material adverse effect on the Company;
- the preparation of the Company's compensation report for the supervisory board;
- the preparation of the compensation committee report required by SEC rules or the rules of any other regulatory body; and
- the retention of or obtaining advice from a compensation consultant, legal counsel or other advisor as the compensation committee deems necessary or appropriate to carry out its responsibilities, including the appointment of such consultant, counsel or advisor and the ability to cause the Company, without further approval, to pay with Company funds the reasonable compensation of such consultant, counsel or advisor as approved by the compensation committee, provided, however, that (i) in retaining or obtaining the advice of such consultant, counsel or advisor, other than in-house legal counsel, the compensation committee shall take into consideration the factors affecting independence required by applicable SEC rules and Nasdaq rules and (ii) the compensation committee will be responsible for the oversight of the work of any such consultant, counsel or advisor.

During the fiscal year to which this Annual Report relates, our compensation committee met eight times in order to carry out its responsibilities.

### 7.6.4. Nomination and corporate governance committee

The responsibilities of our nomination and corporate governance committee include:

- drawing up selection criteria and appointment procedures for the managing directors and supervisory board members;

Confinant Audit & Assurance B.V.  
For identification purposes only.  
Related to auditor's report  
dated 31 May 2022.

- reviewing the size and composition of the management board and the supervisory board and submitting proposals for the composition profile of the supervisory board;
- making recommendations to the supervisory board as to determinations of supervisory board members independence;
- reviewing the functioning of individual managing directors and supervisory board members and reporting on such review to the supervisory board;
- drawing up a plan for the succession of managing directors and supervisory board members;
- submitting proposals for (re)appointment of managing directors and supervisory board members;
- supervising the policy of the management board regarding the selection criteria and appointment procedures for the Company's executive officers;
- overseeing the self-evaluation of the management board and the supervisory board to determine whether it and its committees are functioning effectively; and
- developing and recommending to the management board the code of conduct and ethics and overseeing compliance with the code of conduct and ethics, including - at least annually - reviewing and reassessing the adequacy of the code of conduct and ethics and recommending any proposed changes to the management board.

During the fiscal year to which this Annual Report relates, no meetings of our nomination and corporate governance committee were held.

#### **7.7. Evaluation**

During the fiscal year to which this Annual Report relates, the supervisory board has evaluated its own functioning, the functioning of the committees of the supervisory board and that of the individual managing directors and supervisory directors on the basis of self-evaluation form distributed to, and completed by, the managing directors and supervisory directors.

As part of these evaluations, the supervisory board has considered (i) substantive aspects, mutual interaction and the interaction between the supervisory board and the management board, (ii) events that occurred in practice from which lessons may be learned and (iii) the desired profile, composition, competencies and expertise of the supervisory board. In addition, the management board has evaluated its own functioning and that of the individual managing directors. These evaluations are intended to facilitate an examination and discussion by the management board and the supervisory board of their effectiveness and areas for improvement. On the basis of these evaluations, the supervisory board has concluded that the management board and the supervisory board are functioning properly.

#### **7.8. Diversity**

The Company has a diversity policy with respect to the composition of the management board and the supervisory board. The Company is committed to supporting, valuing and leveraging the value of diversity. However, the importance of diversity, in and of itself, should not set aside the overriding principle that someone should be recommended, nominated and appointed for being "the right person for the job". Although the Company has not set specific targets with respect to particular elements of diversity, the Company believes that it is important for the management board and the supervisory board to represent a diverse composite mix of personal backgrounds, experiences, qualifications, knowledge, abilities and viewpoints. The Company seeks to combine the skills and experience of long-standing members of the management board and the supervisory board with the fresh perspectives, insights, skills and experiences of new members. To further increase the range of viewpoints, perspectives, talents and experience within the management board and the supervisory board, the Company strives for a mix of ages in the composition of those bodies, but also does not set a specific target in this respect. Under the Company's diversity policy, to the extent possible and practicable, the Company intends for the composition of the management board and the supervisory board to be such that at least 30% of the managing directors and supervisory directors are men and at least 30% of them are women, consistent with applicable Dutch law. In addition to age and gender, the Company recognises and welcomes the value of diversity with respect to race, ethnicity, nationality, sexual orientation and other important cultural differences. The Company is committed to seeking broad diversity in the composition of the management board and the supervisory board and will consider these attributes when evaluating new candidates in the best interests of the

Confinant Audit & Assurance B.V.  
For identification purposes only.  
Related to auditor's report  
dated 31 May 2022.

Company and its stakeholders. In terms of experience and expertise, the Company intends for the management board and the supervisory board to be composed of individuals who are knowledgeable in one or more specific areas detailed in the Company's diversity policy.

The Company believes that the composition of its management board and the supervisory board is such, that the Company's diversity objectives, as outlined above, have been achieved, except for the Company's diversity targets in term of gender. This is primarily due to the selection of the current members of our management board and the supervisory board based on the required profile and their backgrounds, experiences, qualifications, knowledge, abilities and viewpoints without positive or negative bias on gender. In the future, this will continue to be the Company's basis for selection of new members of the management board and the supervisory board.

## **8. COMPENSATION**

### **8.1. Compensation policy**

Pursuant to Section 2:135(1) DCC, the General Meeting has adopted a Compensation Policy. The Compensation Policy is designed to (i) attract, retain and motivate managing directors with the leadership qualities, skills and experience needed to support and promote the growth and sustainable success of the Company and its business, (ii) drive strong business performance, promote accountability and incentivise our managing directors to achieve short and long-term performance targets with the objective of increasing the Company's equity value and contributing to the Company's strategy for long-term value creation, (iii) assure that the interests of our managing directors are closely aligned to those of the Company, its business and its stakeholders, and (iv) ensure the overall market competitiveness of the compensation packages which may be granted to our managing directors, while providing the supervisory board sufficient flexibility to tailor the Company's compensation practices on a case-by-case basis, depending on the market conditions from time to time. We believe that this approach and philosophy benefits the realisation of the Company's long-term objectives while keeping with the Company's risk profile.

### **8.2. Compensation of managing directors**

See Note G (Compensation) to the Company financial statements for an overview of the implementation of the Compensation Policy in the fiscal year to which this Annual Report relates. In determining the level and structure of the compensation of the managing directors in the fiscal year to which this Annual Report relates relevant scenario analyses carried out in advance have been considered.

### **8.3. Pay ratio**

The DCGC recommends that the Company provide a ratio comparing the compensation of our managing directors and that of a "representative reference group" determined by the Company. We have chosen to compare the average cash compensation of our Management Board to that of an average full-time permanent employee. Our methodology for producing this ratio excludes employees employed on a non-permanent or part-time basis. We have used the aggregate cash compensation over the fiscal year concerned as a reference amount (i.e., excluding the value of equity incentive awards and other non-cash compensation components). To calculate the ratio, we have annualized the salaries of employees who had worked with us for less than a year as of December 31, 2021. Based on this methodology, the ratio between the cash compensation of our Management Board and an average full-time permanent employee for the fiscal year to which this Annual Report relates is 11 to 1 (rounded to the nearest integer).

## **9. RELATED PARTY TRANSACTIONS**

The following is a description of related party transactions we have entered into since January 1, 2021 with any of our officers, directors and the holders of more than 5% of our voting securities, or any member of the immediate family of any of the foregoing persons.

### ***Transaction with Shareholders***

On January 31, 2022, pursuant to the Securities Purchase Agreement and the Warrant Agreement, each signed with certain Investors, each of whom is (or is affiliated with) a significant shareholder of the Company, the Group received € 15.0 million in exchange for the issuance of an aggregate of 4,479,088 common shares at a price per share of USD 3.73 and Warrants initially exercisable for the purchase of up to an aggregate of 1,343,727 additional common shares at an initial exercise price per common share of USD 7.72. The Warrants are exercisable immediately as of the date of issuance and will expire on December 31, 2026.

See “4. Operating and Financial Review and Prospects—Material Transactions—Private Placement of Common Shares and Warrants” for more information.

### ***Transactions Involving Members of Our Supervisory Board, Management Board and Other Related Parties***

The Company purchased supplies used for COVID-19 testing from an entity related to a member of the supervisory board that joined the board in 2021. Expenses totaling €5 thousand were charged to profit and loss related to the period of service of the board member.

For the year ended December 31, 2021, revenues totaling €14 thousand were recognized in profit and loss in relation performance of COVID-19 testing services for entities related to members of the supervisory board.

On January 31, 2022 (the “Closing Date”), we entered into a Loan and Security Agreement (the “Loan Agreement”) with Centogene GmbH, CentoSafe B.V. and Centogene US, LLC (together, with the Company, “Borrowers”), Oxford Finance LLC (“Oxford”) and the other financial institutions or entities from time to time parties to the Loan Agreement (collectively, referred to as “Lenders”) and Oxford, in its capacity as collateral agent for itself and Lenders (in such capacity, “Agent”). Under the Loan Agreement, Lenders agreed to make available to Borrowers certain term loans in an aggregate principal amount of up to \$45.0 million, subject to funding in two tranches as follows: (a) on the Closing Date, a loan in the aggregate principal amount of \$25.0 million (the “Term A Loan”) and (b) on and after the Term B Milestone (as defined below) until the earlier of 60 days thereafter and July 31, 2023, a loan in the aggregate principal amount of \$20.0 million (the “Term B Loan” and collectively with the Term A Loan, the “Term Loans”). The obligations of Lenders to fund the Term Loans are subject to certain conditions precedent, including with respect to the Term A Loan, the receipt by us on the Closing Date of €15.0 million net cash proceeds from the issuance and sale of the our equity securities (including from the Private Placement) and, with respect to the Term B Loan, the achievement by us of at least \$50.0 million in gross product revenue from the diagnostics and pharma services segments of the Company and its subsidiaries, calculated on a consolidated and trailing twelve (12) month basis as of the last day of any fiscal month (such achievement, the “Term B Milestone”). As security for Borrowers’ obligations under the Loan Agreement, Borrowers granted Lenders a first priority security interest on Borrowers’ assets. In connection with the foregoing, Borrowers have agreed to pay certain fees to Oxford that are customary for facilities of this type. See “Item 4. Operating and Financial Review and Prospects—B. Liquidity and Capital Resources—Loan and Security Agreement” for more information.

### ***Insurance and Indemnification Agreements***

Our articles of association require us to indemnify members of our management board and supervisory board to the fullest extent permitted by law. We have entered into indemnification agreements with all members of our supervisory and management board.

Where applicable, best practice provisions 2.7.3, 2.7.4 and 2.7.5 of the DCGC have been observed with respect to the transactions referenced above in this chapter 9.

For more information on related party transactions, see Note 25 (*Related party disclosures*) to the Consolidated Financial Statements.

## 10. PROTECTIVE MEASURES

Certain provisions of our articles of association may make it more difficult for a third party to acquire control of us or effect a change in our management board and supervisory board. These include:

- a provision that our managing directors and supervisory directors are appointed on the basis of a binding nomination prepared by our supervisory board which can only be overruled by a two-thirds majority of votes cast representing more than 50% of our issued share capital;
- a provision that our managing directors and supervisory directors may only be dismissed by the General Meeting by a two-thirds majority of votes cast representing more than 50% of our issued share capital (unless the dismissal is proposed by the supervisory board in which case a simple majority of the votes would be sufficient); and
- a requirement that certain matters, including an amendment of our articles of association, may only be brought to our shareholders for a vote upon a proposal by our management board with the approval of our supervisory board.

Also, only part of our managing directors and supervisory directors may be subject to election or re-election in any one year.

## 11. OTHER INFORMATION

### 11.1. Profit appropriation provisions

Pursuant to the Company's articles of association, any profits shown in the adopted statutory annual accounts of the Company shall be appropriated as follows, and in the following order of priority:

- the management board shall determine which part of the profits shall be added to the Company's reserves; and
- subject to a proposal by the management board to that effect, the remaining profits shall be at the disposal of the General Meeting for distribution on the shares.

### 11.2. Branches

The Company has no branch offices.

## CORPORATE GOVERNANCE STATEMENT

This statement is included pursuant to Section 2(a) of the Decree on the Content of the Directors' Report (Besluit inhouid bestuursverslag) and is also publicly available in digital form in the Corporate Governance section of the company website <https://investors.centogene.com/corporate-governance>.

The information that must be included in this statement pursuant to Sections 3, 3(a), and 3(b) of said decree can be found in the following sections of the 2021 directors' report. The sections referred to below should be regarded as included and repeated here:

- information on compliance with the principles and best-practice provisions of the 2016 Corporate Governance Code (Chapter 7 'Corporate Governance');
- information on the principal features of the management and control system in connection with the Group's financial reporting process (Chapter 6.1 'Risk management and control systems');
- information on the functioning of the General Meeting of Shareholders and its principal powers, and on the rights of shareholders and how these can be exercised (Chapter 7.3 'General Meeting');
- information on the composition and performance of the Management Board (Chapter 7.4 'Management board');

- information on the composition and performance of the Supervisory Board and its committees (Chapter 7.5 ‘Supervisory board’ and Chapter 7.6 ‘Committees’);
- policy on diversity in the composition of the Management and Supervisory Boards (Chapter 7.8 “Diversity”);

To the extent appropriate, information is also given below pursuant to the Decree implementing Article 10 of the Takeover Directive (Besluit artikel 10 Overname richtlijn).

- the company’s capital structure, the existence of different types of shares and the associated rights and obligations and the percentage of issued share capital represented for each type (Note 17 “Equity” of the consolidated financial statements);
- every limitation imposed by the company on the transfer of shares issued with the company’s cooperation (Chapter 7.3.2 ‘Powers of the General Meeting’);
- every limitation on voting rights and deadlines for exercising voting rights with the company’s cooperation (Chapter 7.3.3 ‘Shareholders right’);
- the regulations regarding appointment and dismissal of Management Board members and Supervisory Board members and changes to the articles of association (Chapter 7.3.2 ‘Powers of the General Meeting’)

**CENTOGENE N.V.**  
**CONSOLIDATED FINANCIAL STATEMENTS**  
**FOR THE FINANCIAL YEAR ENDED DECEMBER 31, 2021**

These financial statements are consolidated financial statements for the Group consisting of Centogene N.V. and its subsidiaries.  
The financial statements are presented in thousands of Euro (€).

Centogene N.V. is a company limited by shares, incorporated and domiciled in Amsterdam, The Netherlands. Its registered office and principal place of business is in Germany, Rostock, Am Strande 7.

All press releases, financial reports and other information are available in the investor's register on our website: [www.centogene.com](http://www.centogene.com)



Centogene N.V.

Consolidated statements of comprehensive loss for the years ended December 31, 2021, 2020 and 2019

(in EUR k)

|   | Note | 2021            | 2020<br>Restated | 2019            |
|---|------|-----------------|------------------|-----------------|
| Revenue   | 7    | 189,923         | 128,381          | 48,780          |
| Cost of sales   |      | 160,438         | 83,437           | 26,005          |
| <b>Gross profit</b>   |      | <b>29,485</b>   | <b>44,944</b>    | <b>22,775</b>   |
| Research and development expenses   |      | 19,297          | 14,935           | 9,590           |
| General administrative expenses   |      | 46,739          | 40,160           | 23,160          |
| Selling expenses  |      | 9,860           | 8,026            | 9,254           |
| Impairment of financial assets  | 21.2 | 1,140           | 3,738            | 752             |
| Other operating income  | 8.1  | 3,198           | 2,394            | 3,781           |
| Other operating expenses  | 8.2  | 86              | 182              | 1,284           |
| Real estate transfer tax expenses   |      | —               | —                | 1,200           |
| <b>Operating loss</b>   |      | <b>(44,439)</b> | <b>(19,703)</b>  | <b>(18,684)</b> |
| Interest and similar income   |      | 3               | 6                | 16              |
| Interest and similar expenses   |      | 851             | 1,400            | 2,029           |
| Financial costs, net  | 8.3  | (848)           | (1,394)          | (2,013)         |
| <b>Loss before taxes</b>  |      | <b>(45,287)</b> | <b>(21,097)</b>  | <b>(20,697)</b> |
| Income taxes expenses   | 9    | (24)            | 281              | 158             |
| <b>Loss for the year</b>  |      | <b>(45,263)</b> | <b>(21,378)</b>  | <b>(20,855)</b> |
| Other comprehensive income/(loss), all attributable to equity holders of the parent |      | 543             | (48)             | 16              |
| <b>Total comprehensive loss</b>   |      | <b>(44,720)</b> | <b>(21,426)</b>  | <b>(20,839)</b> |
| Attributable to:  |      |                 |                  |                 |
| Equity holders of the parent  |      | (44,818)        | (21,486)         | (20,658)        |
| Non-controlling interests   | 23   | 98              | 60               | (181)           |
|   |      | <b>(44,720)</b> | <b>(21,426)</b>  | <b>(20,839)</b> |
| Loss per share—Basic and diluted (in EUR)   |      | (1.99)          | (1.02)           | (1.27)          |

The accompanying notes form an integral part of these consolidated financial statements

Centogene N.V.

Consolidated statements of financial position as of December 31, 2021 and 2020

(in EUR k)

| Assets                                | Note     | Dec 31, 2021  | Dec 31, 2020   |
|---------------------------------------|----------|---------------|----------------|
| <b>Non-current assets</b>             |          |               |                |
| Intangible assets                     | 11       | 9,194         | 12,407         |
| Property, plant and equipment         | 12       | 9,464         | 16,590         |
| Right-of-use assets                   | 13       | 18,904        | 22,120         |
| Other assets                          | 15       | 2,972         | 1,967          |
|                                       |          | <b>40,534</b> | <b>53,084</b>  |
| <b>Current assets</b>                 |          |               |                |
| Inventories                           | 14       | 3,869         | 11,405         |
| Trade receivables and contract assets | 15       | 24,337        | 29,199         |
| Other assets                          | 15       | 5,453         | 8,286          |
| Cash and cash equivalents             | 16       | 17,818        | 48,156         |
|                                       |          | <b>51,477</b> | <b>97,046</b>  |
|                                       |          | <b>92,011</b> | <b>150,130</b> |
| <b>Equity and liabilities</b>         |          |               |                |
| <b>Equity</b>                         |          |               |                |
| Issued capital                        | 17       | 2,708         | 2,654          |
| Capital reserve                       | 17       | 133,897       | 125,916        |
| Retained earnings and other reserves  |          | (107,706)     | (62,888)       |
| Non-controlling interests             |          | 193           | 95             |
|                                       |          | <b>29,092</b> | <b>65,777</b>  |
| <b>Non-current liabilities</b>        |          |               |                |
| Non-current loans                     | 19.1     | —             | 401            |
| Lease liabilities                     | 19.1     | 15,394        | 17,677         |
| Deferred tax liabilities              |          | 79            | 207            |
| Government grants                     | 19.2     | 8,028         | 8,950          |
|                                       |          | <b>23,501</b> | <b>27,235</b>  |
| <b>Current liabilities</b>            |          |               |                |
| Government grants                     | 19.2     | 1,368         | 1,342          |
| Current loans                         | 19.1     | 3,815         | 2,492          |
| Lease liabilities                     | 19.1     | 3,331         | 3,528          |
| Liabilities from income taxes         | 9        | 178           | 58             |
| Trade payables                        | 19.2     | 11,252        | 31,736         |
| Other liabilities                     | 19.2, 20 | 19,474        | 17,962         |
|                                       |          | <b>39,418</b> | <b>57,118</b>  |
|                                       |          | <b>92,011</b> | <b>150,130</b> |

The accompanying notes form an integral part of these consolidated financial statements

Centogene N.V.

Consolidated statements of cash flows for the years ended December 31, 2021, 2020 and 2019

(in EUR k)

|   | Note     | 2021            | 2020            | 2019           |
|---|----------|-----------------|-----------------|----------------|
| <b>Operating activities</b>   |          |                 |                 |                |
| Loss before taxes   |          | (45,287)        | (21,097)        | (20,697)       |
| <i>Adjustments to reconcile earnings to cash flow from operating activities</i> |          |                 |                 |                |
| Amortization (including impairments) and depreciation                           | 11,12,13 | 19,986          | 15,128          | 6,579          |
| Inventory write-off   |          | 1,795           | -               | -              |
| Interest income   | 8.3      | (3)             | (6)             | (16)           |
| Interest expense  | 8.3      | 851             | 1,400           | 2,029          |
| Gain on the disposal of non-current assets                                      |          | (18)            | -               | (532)          |
| Expected credit loss allowances on trade receivables and contract assets        |          | 1,140           | 3,738           | 752            |
| Share-based payment expenses  | 20       | 8,035           | 5,658           | 6,418          |
| Real estate transfer tax expenses   |          | -               | -               | 1,200          |
| Other non-cash items  |          | (874)           | (915)           | (1,856)        |
| <b>Changes in operating assets and liabilities:</b>                             |          |                 |                 |                |
| Inventories   | 14       | 5,741           | (9,596)         | (463)          |
| Trade receivables and contract assets   | 15       | 4,191           | (16,344)        | (6,444)        |
| Other assets  | 15       | 1,828           | 255             | (1,169)        |
| Trade payables  | 19.2     | (20,484)        | 23,996          | 3,125          |
| Other liabilities   |          | 1,632           | 6,245           | 3,299          |
| <b>Cash flow (used in)/from operating activities</b>                            |          | <b>(21,467)</b> | <b>8,462</b>    | <b>(7,775)</b> |
| <b>Investing activities</b>   |          |                 |                 |                |
| Cash paid for investments in intangible assets                                  | 11       | (2,787)         | (6,657)         | (7,280)        |
| Cash paid for investments in property, plant and equipment                      | 12       | (2,915)         | (9,890)         | (296)          |
| Grants received for investment in property, plant and equipment                 | 19.2     | 168             | 390             | 793            |
| Grants refunded related to disposed property, plant and equipment               | 19.2     | -               | -               | (358)          |
| Cash received from disposals of property, plant and equipment                   |          | 171             | -               | 21,300         |
| Interest received   |          | 3               | 6               | 16             |
| <b>Cash flow (used in)/from investing activities</b>                            |          | <b>(5,360)</b>  | <b>(16,151)</b> | <b>14,175</b>  |
| <b>Financing activities</b>   |          |                 |                 |                |
| Cash received from the issuance of shares                                       | 17       | -               | 22,430          | 41,899         |
| Cash paid for acquisition of non-wholly owned subsidiary                        |          | -               | (75)            | -              |
| Cash received from loans  | 19, 21.2 | 1,772           | 438             | 721            |
| Cash repayments of loans  | 19, 21.2 | (464)           | (2,760)         | (12,072)       |
| Cash repayments of lease liabilities  | 19, 21.2 | (4,516)         | (5,018)         | (3,046)        |
| Interest paid   | 8.3      | (267)           | (173)           | (2,029)        |
| <b>Cash flow from financing activities</b>                                      |          | <b>(3,475)</b>  | <b>14,842</b>   | <b>25,473</b>  |
| Changes in cash and cash equivalents  |          | (30,302)        | 7,153           | 31,873         |
| Cash and cash equivalents at the beginning of the period                        |          | 48,156          | 41,095          | 9,222          |
| Effect of movements in exchange rates on cash held                              |          | (36)            | (92)            | -              |
| Cash and cash equivalents at the end of the period                              |          | <u>17,818</u>   | <u>48,156</u>   | <u>41,095</u>  |

The accompanying notes form an integral part of these consolidated financial statements

Centogene N.V.

Consolidated statements of changes in equity for the years ended December 31, 2021, 2020 and 2019

| in EUR k                                  | Note   | Attributable to the owners of the parent |                 |                              |                   |                 | Non-controlling interests | Total equity    |
|---|--------|--|-----------------|------------------------------|-------------------|-----------------|---------------------------|-----------------|
|   |        | Issued capital                           | Capital reserve | Currency translation reserve | Retained earnings | Total           |                           |                 |
| As of January 1, 2019                     | 1      | 1,903                                    | 45,342          | (16)                         | (19,948)          | 27,281          | (757)                     | 26,524          |
| Loss for the year                         |        | —  | —               | —                            | (20,674)          | (20,674)        | (181)                     | (20,855)        |
| Other comprehensive loss                  |        | —  | —               | 16                           | —                 | 16              | —                         | 16              |
| <b>Total comprehensive loss</b>           |        | —  | —               | <b>16</b>                    | <b>(20,674)</b>   | <b>(20,658)</b> | <b>(181)</b>              | <b>(20,839)</b> |
| Issuance of shares at IPO                 | 17     | 480                                      | 46,318          | —                            | —                 | 46,798          | —                         | 46,798          |
| Transaction costs                         | 17     | —  | (4,899)         | —                            | —                 | (4,899)         | —                         | (4,899)         |
| Share-based payments                      | 20     | —  | 1,300           | —                            | —                 | 1,300           | —                         | 1,300           |
| Share-based payments -modification at IPO | 20(ii) | —  | 10,038          | —                            | —                 | 10,038          | —                         | 10,038          |
| <b>As of December 31, 2019</b>            |        | <b>2,383</b>                             | <b>98,099</b>   | <b>—</b>                     | <b>(40,622)</b>   | <b>59,860</b>   | <b>(938)</b>              | <b>58,922</b>   |

| in EUR k                                   | Note    | Attributable to the owners of the parent |                 |                              |                   |                 | Non-controlling interests | Total equity    |
|--|---------|--|-----------------|------------------------------|-------------------|-----------------|---------------------------|-----------------|
|  |         | Issued capital                           | Capital reserve | Currency translation reserve | Retained earnings | Total           |                           |                 |
| As of January 1, 2020                      | 1       | 2,383                                    | 98,099          | —                            | (40,622)          | 59,860          | (938)                     | 58,922          |
| Loss for the year                          |         | —  | —               | —                            | (21,438)          | (21,438)        | 60                        | (21,378)        |
| Other comprehensive loss                   |         | —  | —               | (48)                         | —                 | (48)            | —                         | (48)            |
| <b>Total comprehensive loss</b>            |         | —  | —               | <b>(48)</b>                  | <b>(21,438)</b>   | <b>(21,486)</b> | <b>60</b>                 | <b>(21,426)</b> |
| Issuance of shares                         | 17      | 240                                      | 22,969          | —                            | —                 | 23,209          | —                         | 23,209          |
| Transaction costs                          | 17      | —  | (779)           | —                            | —                 | (779)           | —                         | (779)           |
| Share-based payments                       | 20      | —  | 5,658           | —                            | —                 | 5,658           | —                         | 5,658           |
| Exercise of options                        |         | 31                                       | (31)            | —                            | —                 | —               | —                         | —               |
| Disposal of non-wholly owned subsidiary    | 8.2, 23 | —  | —               | —                            | —                 | —               | 268                       | 268             |
| Acquisition of non-wholly owned subsidiary | 23      | —  | —               | —                            | (780)             | (780)           | 705                       | (75)            |
| <b>As of December 31, 2020</b>             |         | <b>2,654</b>                             | <b>125,916</b>  | <b>(48)</b>                  | <b>(62,840)</b>   | <b>65,682</b>   | <b>95</b>                 | <b>65,777</b>   |

| in EUR k                        | Note | Attributable to the owners of the parent |                 |                              |                   |                 | Non-controlling interests | Total equity    |
|---------------------------------|------|--|-----------------|------------------------------|-------------------|-----------------|---------------------------|-----------------|
|                                 |      | Issued capital                           | Capital reserve | Currency translation reserve | Retained earnings | Total           |                           |                 |
| As of January 1, 2021           | 1    | 2,654                                    | 125,916         | (48)                         | (62,840)          | 65,682          | 95                        | 65,777          |
| Loss for the year               |      | —  | —               | —                            | (45,361)          | (45,361)        | 98                        | (45,263)        |
| Other comprehensive loss        |      | —  | —               | 543                          | —                 | 543             | —                         | 543             |
| <b>Total comprehensive loss</b> |      | —  | —               | <b>543</b>                   | <b>(45,361)</b>   | <b>(44,818)</b> | <b>98</b>                 | <b>(44,720)</b> |
| Share-based payments            | 20   | —  | 8,035           | —                            | —                 | 8,035           | —                         | 8,035           |
| Exercise of options             |      | 54                                       | (54)            | —                            | —                 | —               | —                         | —               |
| <b>As of December 31, 2021</b>  |      | <b>2,708</b>                             | <b>133,897</b>  | <b>495</b>                   | <b>(108,201)</b>  | <b>28,899</b>   | <b>193</b>                | <b>29,092</b>   |

The accompanying notes form an integral part of these consolidated financial statements

**Notes to the consolidated financial statements as of December 31, 2021 and 2020 and  
for the three years ended December 31, 2021, 2020 and 2019**

**1 General company information**

Centogene N.V. (“the Company”) and its subsidiaries focus on rare diseases that transforms real-world clinical and genetic or other data into actionable information for patients, physicians and pharmaceutical companies. The mission of the Company is to bring rationality to treatment decisions and to accelerate the development of new orphan drugs by using our knowledge of the global rare disease market, including epidemiological and clinical data and innovative biomarkers.

On November 7, 2019, the Company completed an initial public offering (“IPO”) and has since been listed on Nasdaq Global Market under stock code “CNTG”. We have historically conducted our business through Centogene AG (which is now known as Centogene GmbH), and therefore our historical financial statements present the results of operations and financial condition of Centogene AG and its controlled subsidiaries. In connection with our initial public offering, Centogene N.V. became the holding company of Centogene AG on November 12, 2019, and the historical consolidated financial statements of Centogene AG became the historical consolidated financial statements of Centogene N.V. Centogene N.V. is a public company with limited liability incorporated in the Netherlands, with registered office located at Am Strande 7 in 18055 Rostock, Germany and Dutch trade register number 72822872.

On March 5, 2020, the Company resolved that Centogene AG shall be converted into a German limited liability company and renamed Centogene GmbH. Such conversion became effective upon the registration in the German commercial register on June 29, 2020. Unless otherwise stated, “Centogene GmbH” also refers to the historical operations of Centogene AG throughout the notes.

In July 2020, the Company completed a follow-on public offering of 3,500,000 common shares of the Company (the “July 2020 Offering”), consisting of 2,000,000 common shares offered by the Company and 1,500,000 common shares offered by selling shareholders at a price to the public of USD 14.00 per common share (i.e. EUR 12.71 per share). Aggregate offering proceeds, net of underwriting discounts, commissions and transaction costs, were EUR 22 million to the Company.

**2 Basis of preparation**

Unless otherwise specified, “the Company” refers to Centogene N.V. and Centogene GmbH throughout the remainder of these notes, while “the Group” refers to Centogene N.V., Centogene GmbH and its subsidiaries.

The consolidated financial statements of the Group were prepared in accordance with International Financial Reporting Standards (“IFRS”) as issued by the International Accounting Standards Board (the “IASB”). The accounting policies used in the fiscal year 2021 generally correspond to the policies applied in the prior year, except for certain amendments to the standards which are effective for annual periods beginning on or after January 1, 2021 (see note 3). In addition, certain prior period information has been reclassified to conform with current year presentation (see note 2).

These consolidated financial statements are presented in euro, which is the Group’s functional currency. Unless otherwise specified, all financial information presented in euro is rounded to the nearest thousand (EUR k) in line with customary commercial practice.

**2.1 New significant accounting policies and accounting judgments and estimates**

**Revenues from contracts with customer**

The Group has a diagnostics customer in the Middle Eastern region with a history of significant payment delays. This history has resulted in the recognition of significant subsequent impairment losses by applying the expected credit loss method as the collection of the contractual consideration was historically considered probable upon recognition of revenue. Based on recent developments in its collection experience, recent negotiations with the customer, and past experiences, the Group considered it necessary to reassess its judgments related to the recognition of revenue from contracts with this customer.

The Group’s management concluded, based on the facts and circumstances and management’s expectations regarding this customer, that this uncertainty in the amount of the contract consideration it expects to collect, and the likelihood of accepting a lower amount or changing payment terms represents an “implicit price concession” such that the contract consideration is variable.

Confinant Audit & Assurance B.V.  
For identification purposes only.  
Related to auditor's report  
dated 31 May 2022.

**Notes to the consolidated financial statements as of December 31, 2021 and 2020 and  
for the three years ended December 31, 2021, 2020 and 2019**

Therefore, the Group's management estimates the amount of the contractual consideration it expects to ultimately collect and for which it is highly probable that related revenue recognized would not be subject to significant future reversals when such uncertainty is resolved. The Group's management estimates the implicit price concessions by applying an estimated rate of 18% based primarily upon past collection history.

Despite the uncertainties related to the amount expected to be collected from the customer, based on experience and the facts and circumstances related to the customer, the Group considers it probable that it will collect 82% of the amount of estimated variable transaction price due to newly agreed payment plans established with the customer. Therefore, the Group records the difference between the billed amount and the amount estimated to be collectible as a reduction to revenue. At the end of each reporting period, and if necessary upon receipt of new information, the Group may revise the amount of the variable consideration included in the transaction price. The Group has applied this accounting policy and accounting estimate to arrangements with this customer prospectively with effect from the third quarter of 2021.

## **2.2 Going Concern**

As an early commercial-stage company, the Group is still in progress towards reaching break-even in its diagnostic and pharma businesses. The Group and Company are subject to a number of risks similar to those of other development and early commercial stage companies. These risks include, among other things, the failure to enter into and successfully execute further collaborations with pharmaceutical partners, the failure to generate revenue from the Company's development portfolio and risks associated with research, development, testing and obtaining related regulatory approvals in relation to our product candidates.

The Group's ongoing success and ultimately the attainment of profitable operations depends on future uncertain events which include, among other things, obtaining adequate financing to promote our commercial and development activities until the Group can generate sufficient revenues to support its operating cash requirements. The Group has incurred operating losses since inception. For the year ended December 31, 2021 the Group incurred a net loss of EUR 44.7 million of which EUR 44.4 million is related to loss of operations, resulting in an operating cash outflow of EUR 21.5 million driven mainly by the repayment of trade payables of EUR 20.5 million. As of December 31, 2021, the Group had generated an accumulated deficit of EUR 107.7 million, and had an equity position of EUR 29.1 million.

As of December 31, 2021 the Group had cash and cash equivalents of EUR 17.8 million with relatively low short term debt obligations of EUR 3.8 million and no financial covenants. In addition, on January 31, 2022 the Company, Centogene GmbH, CentoSafe B.V. and Centogene US, LLC (together, the "Borrowers"), entered into a debt financing agreement in the total amount of up to USD 45.0 million (EUR 40.2 million) on January 31, 2022 (the "Loan Facility"). Under the terms of the Loan Facility, the Company drew down USD 25.0 million (EUR 22.3 million) on January 31, 2022 and will have access to a second tranche of USD 20.0 million (EUR 17.9 million) upon achievement prior to July 31, 2023, of product revenue from our diagnostics and pharmaceutical services segments of at least USD 50.0 million (EUR 44.7 million) calculated on a trailing twelve month basis as of the last day of any fiscal month. The Loan Facility also includes covenants such that the Group is required to maintain product revenue of at least EUR 30.0 million as of the last day of each fiscal quarter and on a trailing twelve month basis prior to obtaining the second tranche EUR 40.0 million on or after obtaining the second tranche. Both tranches mature on January 29, 2027 with amortized repayments commencing March 1, 2025. The loans extended under the Loan Facility bear monthly interest payments at an interest rate of 7.93% per annum plus the 1-month CME Term SOFR reference rate as published by the CME Group Benchmark Administration Limited (subject to a floor of 0.07%). As security for the Borrowers' obligations under the Loan Facility, the Borrowers granted the lenders thereunder a first priority security interest on all of each Borrower's assets. In addition, pursuant to a securities purchase agreement and a warrant agreement, each signed with certain investors on January 31, 2022, the Group also received EUR 15.0 million in exchange for the issuance of an aggregate of 4,479,088 common shares at a price per share of USD 3.73 (EUR 3.35) and warrants initially exercisable for the purchase of up to an aggregate of 1,343,727 additional common shares at an initial exercise price per common share of USD 7.72. The warrants are exercisable immediately as of the date of issuance and will expire on December 31, 2026. The Group believes that its cash and cash equivalents will be sufficient to fund its planned operating cash requirements for the next twelve months from the date of issuance of these financial statements.

The accompanying consolidated financial statements for the year ended December 31, 2021 have been therefore prepared on a going concern basis contingent upon the successful implementation of the plans described above. This contemplates the Group will continue in operation for the foreseeable future and will be able to realize its assets and discharge its liabilities in the normal course of operations. The audited consolidated financial statements do not reflect any adjustments relating to the recoverability and

Confinant Audit & Assurance B.V.  
For identification purposes only.  
Related to auditor's report  
dated 31 May 2022.

**Notes to the consolidated financial statements as of December 31, 2021 and 2020 and  
for the three years ended December 31, 2021, 2020 and 2019**

classification of assets or the amounts and classification of liabilities that would be necessary, was the Group unable to continue as a going concern.

**2.3 COVID-19 Pandemic**

The COVID-19 pandemic has spread worldwide and continues to cause many governments to maintain measures to slow the spread of the outbreak through quarantines, travel restrictions, closures of borders and requiring maintenance of physical distance between individuals.

The COVID-19 pandemic resulted in a slowdown in our diagnostics and pharmaceutical businesses. As part of the Company's initiative to assist local, national and international authorities as well as other partners in their efforts to facilitate the earliest possible diagnosis of COVID-19 and thereby contribute to allowing society to return to a "new" normal, the Company commenced testing for COVID-19 in March 2020.

During the year ended December 31, 2021, the Group continued the COVID-19 testing activities started in 2020 with a leading role in providing testing services at airports in Germany. Furthermore, new variants of the virus have emerged since mid-December 2020. How these mutations develop and their impact on the effectiveness of vaccines is not yet fully clear. Furthermore, vaccination campaigns in many countries started during the year ended December 31, 2021, and due to the expected increase in the availability of vaccines the expectation is that governments will further reduce restrictions moving forward. As a result of these developments in the COVID-19 pandemic, the Group has noticed a decrease in COVID-19 test order intakes in the year ended December 31, 2021. How and when these developments would affect the potential prolongation of the need for testing on a broader scale remains uncertain.

Although the Group is taking a number of measures aimed at minimizing disruptions to the business and operations, and while the provision of testing for the COVID-19 virus is anticipated to generate additional revenues for us, the full extent to which the global COVID-19 pandemic may continue to impact the business will depend on future developments, which are highly uncertain and cannot be predicted, such as the duration of the pandemic, the availability and effectiveness of vaccines against new variants, the probability of the occurrence of further outbreaks and the ultimate impact on the financial markets and the global economy, could result in an unforeseen negative impact on the business and future results of operations.


**2.4 Reclassification of certain Selling and General Administrative expenses**

The Group made changes to the classification of several items related to its Covid-19 segment, in the statement of comprehensive loss for the financial year 2020 to conform to the changes made in the fiscal year 2021.

The Company has COVID-19 related advertising expenses, credit card fees and other selling expenses which were recognized under cost of sales in the statement of comprehensive loss in the fiscal year 2020 when the COVID-19 business was added to the operations of the Group in the first quarter of 2020. During the year end close process, management identified this as a classification error and corrected it retrospectively. Accordingly, the Group reclassified EUR 2,941k from cost of sales to general administration expenses and selling expenses. The following table shows the reconciliation of the Statement of Comprehensive Loss for fiscal year 2020 prior to and following the revision of the aforementioned costs:

| <b>in EUR k</b>                 | <b>2020<br/>(restated)</b> | <b>2020 (as<br/>previously<br/>reported)</b> | <b>Change</b> |
|---------------------------------|----------------------------|--|---------------|
| Cost of Sales                   | 83,437                     | 86,378                                       | (2,941)       |
| <b>Gross profit</b>             | <b>44,944</b>              | <b>42,003</b>                                | <b>2,941</b>  |
| General administrative expenses | 40,160                     | 37,665                                       | 2,495         |
| Selling expenses                | 8,026                      | 7,580  | 446           |

The changes to the presentation above have no impact to the consolidated statements of financial position (inclusive of December 31, 2020 and January 1, 2020), segment reporting, cash flows or equity and no impact on loss per share.

  
 Confinant Audit & Assurance B.V.  
 For identification purposes only.  
 Related to auditor's report  
 dated 31 May 2022.

**Notes to the consolidated financial statements as of December 31, 2021 and 2020 and  
for the three years ended December 31, 2021, 2020 and 2019**

**3 Effects of new accounting standards**

**(a) New standards adopted by the Group as of January 1, 2021**

The following amendments and interpretations apply for the first time in 2021 and had no impact on the consolidated financial statements of the Group:

- Amendments to IFRS 4 – Insurance contracts- deferral of IFRS 9
- Amendments to IFRS 7, 9, IAS 39 – Interest rate benchmark reform- Phase 2: Modification of financial assets, financial liabilities and leasing liabilities, requirements regarding accounting and disclosure of hedging relationships
- Amendments to IFRS 16 – Covid-19 related rent concessions

**(b) New standards not yet effective**

Furthermore, certain new and amended standards and interpretations have been published that are not mandatory for December 31, 2021 reporting periods and have not been early adopted by the Group. The Group intends to adopt these new and amended standards and interpretations, if applicable, when they become effective. There are no new or amended standards or interpretations that are issued and become effective for the 2022 annual reporting period, that are expected to have a material impact on the Group.

**4 Basis of consolidation**


The basis of consolidation includes the entities over which Centogene N.V. has control within the meaning of IFRS 10 Consolidated Financial Statements. According to IFRS 10, Centogene N.V. has control of an investee when it has direct or indirect power over the investee, exposure, or rights to variable returns from its involvement with the investee and the ability to use its power over the investee to affect those returns. Control is established when it is possible to influence operating and financial policies of the investee, typically with a share in the voting rights or shareholding of more than 50% in the investee. An entity is included in the Group's basis of consolidation from the point in time when the Group obtains control of the entity and ceases when the Group loses control of the subsidiary. Assets, liabilities, income and expenses of a subsidiary acquired or disposed of during the year are included in the consolidated financial statements from the date the Group gains control until the date the Group ceases to control the subsidiary.

Profit or loss and each component of other comprehensive income are attributed to the equity holders of the parent of the Group and to the non-controlling interests, even if this results in the non-controlling interests having a deficit balance. All intra-group assets and liabilities, equity, income, expenses and cash flows relating to transactions between members of the Group are eliminated in full upon consolidation.

If the Group loses control over a subsidiary, it derecognizes the related assets, liabilities, non-controlling interest and other components of equity, while any resultant gain or loss is recognized in profit or loss.

In the third quarter of 2020, the Company entered into a collaboration agreement with Dr. Bauer Laboratoriums GmbH, Rostock (hereafter 'Bauer GmbH'). Bauer GmbH supports Centogene in certain areas of its COVID-19 testing business by providing the medical laboratory services to facilitate Centogene to perform its COVID-19 testing business activities. Bauer GmbH is wholly owned by a long-time employee of Centogene, who from a medical perspective and by observing the Medical Association's professional code of conduct continues to operate as an independent medical physician.

As per the criteria in IFRS 10, Centogene assessed the control it has over Bauer GmbH and concluded to consolidate the activities of Bauer GmbH in the Group from the third quarter of 2020. Centogene does not own any shares in Bauer GmbH. However, based on the analysis of all facts and circumstances surrounding the close collaboration with Bauer GmbH and the employment relationship with the sole shareholder of Bauer GmbH, this shareholder is considered as a de facto agent. Centogene meets the criteria of the control model under IFRS 10 as it has exposure to variable returns and the ability to use power to affect returns. Bauer GmbH





**Notes to the consolidated financial statements as of December 31, 2021 and 2020 and  
for the three years ended December 31, 2021, 2020 and 2019**

has a share in the net result of the respective COVID-19 testing business which has been accounted for under non-controlling interest (see note 23).

**5 Significant accounting policies**

The Group applied the following accounting policies consistently for all of the periods presented in these consolidated financial statements.

**(a) Foreign currency and currency translation**

The Group's consolidated financial statements are presented based on the parent company's functional currency. For each entity, the Group determines the functional currency and items included in the financial statements of each entity are measured using that functional currency. The Group uses the direct method of consolidation and on disposal of a foreign operation, the gain or loss that is reclassified to profit or loss reflects the amount that arises from using this method.

Transactions in foreign currency are translated into the respective entity's functional currency at the spot rate prevailing on the date of the transaction.

The functional currency of each entity is the respective local currency, since the entities carry out their business activities independently from a financial, economic and organizational perspective.

Monetary assets and liabilities denominated in foreign currency are translated to the functional currency using the closing rate at the reporting date. Currency translation differences are recognized immediately through profit or loss. Non-monetary items denominated in a foreign currency that are measured at historical cost are not translated at the reporting date.

On consolidation, the assets and liabilities of foreign operations are translated into euros using the closing rate on the reporting date. Income and expenses of foreign operations are translated using the exchange rate prevailing on the date of the transaction or the annual average exchange rate. Equity is translated using historical rates until the entity is removed from the Group's basis of consolidation. Any resulting currency translation differences are recorded in other comprehensive income and recognized under the currency translation reserve in equity if the exchange difference is not allocable to the non-controlling interests.

The exchange rates used are presented in the following table:

|             | Average rate |         |         | Closing rate    |                 |                 |
|-------------|--------------|---------|---------|-----------------|-----------------|-----------------|
|             | 2021         | 2020    | 2019    | Dec 31,<br>2021 | Dec 31,<br>2020 | Dec 31,<br>2019 |
| USD (EUR 1) | 1.1304       | 1.1412  | 1.1191  | 1.1326          | 1.2271          | 1.1234          |
| AED (EUR 1) | 4.1500       | 4.2091  | 4.0985  | 4.1654          | 4.5045          | 4.0795          |
| INR (EUR 1) | 85.1761      | 84.5737 | 78.7980 | 84.2292         | 89.6605         | 80.1870         |
| CHF (EUR 1) | 1.0814       | -       | -       | 1.0331          | -               | -               |
| RSD (EUR 1) | 117.3909     | -       | -       | 117.2747        | -               | -               |

**(b) Revenues from contracts with customers**

The Group provides pharmaceutical solutions and diagnostic tests, as well as COVID-19 tests, enabled by its knowledge and interpretation-based platform. Revenue from contracts with customers is recognized when control of the goods or services are transferred to the customer at an amount that reflects the consideration to which the Group expects to be entitled in exchange for those goods or services, usually on delivery of the goods.

**(i) Pharmaceutical segment**

The Group's contracts with customers relate to a variety of solutions provided to the Group's pharmaceutical partners in order to accelerate their development of treatments for rare diseases, including early patient recruitment and identification,

**Notes to the consolidated financial statements as of December 31, 2021 and 2020 and  
for the three years ended December 31, 2021, 2020 and 2019**

epidemiological insights, biomarker discovery and patient monitoring. The collaboration agreements are structured on a fee per analysis basis, milestone basis, fixed fee basis, or a combination of these. In addition, some of the Group's contracts with its pharmaceutical partners also include sales of CentoCards for the collection of biological samples from patients.

The performance obligations in Pharmaceutical segment can either be satisfied over time or at a point in time depending on the structure of the collaborations, which are determined based on nature of the service provided, as detailed below.

- Revenue from early patient recruitment and identification, epidemiological insights, biomarker discovery and patient monitoring is based on fee per analysis, milestone fees and fixed fees. The revenues from these solutions are recognized over time using an input method based on the work rendered in order to measure progress towards complete satisfaction of the services.
- Revenue from the licensing of intellectual property for an unlimited period, usually in the structure of an upfront fee, is recognized at a point in time, when the right (or license) to use intellectual property is conveyed.
- Revenues from the licensing of intellectual property for a certain period, being a right to access such intellectual property as defined in IFRS 15, is recognized over time over the licensing period.
- Revenue from the sale of CentoCards is recognized at a point in time when the control of the CentoCards has transferred to the customer, which typically occurs on delivery.

(ii) **Diagnostics segment**

Revenues from the Group's diagnostics segment are typically generated from genetic sequencing and diagnostics services that the Group provides to clients, who are typically physicians, laboratories or hospitals, either directly or through distributors. Revenues are based on a negotiated price per test or on the basis of agreements to provide certain testing volumes over defined periods. The Group has concluded that the services rendered in the diagnostics segment comprise one performance obligation.

The performance obligation in the Diagnostics segment is recognized over time, using an input method to measure progress towards complete satisfaction of the service. In order to measure progress, the Group uses a standardized process which measures progress to completion by stages, consisting of (i) a preparation stage, (ii) a clarification stage, (iii) a sequencing stage, and (iv) an output stage. The percentages attributed to those stages are indicative of the cost incurred in performing the respective stage in relation to total cost.

(iii) **COVID-19 segment**

COVID-19 revenues are based on a negotiated price per test, government driven or on the basis of agreements covering tests to be performed over defined periods. Given the short turnaround time for the COVID-19 tests, revenues from COVID-19 tests that are on a price per test basis are recognized at a point in time. Revenues from COVID-19 tests that are on the basis of agreements covering tests to be performed over defined periods are recognized over time over the agreement period.

The Group has disaggregated revenue recognized from contracts with customers into categories that depict how the nature, amount, timing and uncertainty of revenue and cash flows are affected by economic factors. The Group has also disclosed information about the relationship between the disclosure of disaggregated revenue and the revenue information disclosed for each reportable segment. See note 7 for the disclosure on disaggregated revenue.

**Contract balances**

(i) **Contract assets**

A contract asset is the right to consideration in exchange for goods or services transferred to the customer. If the Group satisfies a performance obligation by transferring goods or services to a customer before the customer pays consideration or before

**Notes to the consolidated financial statements as of December 31, 2021 and 2020 and  
for the three years ended December 31, 2021, 2020 and 2019**

payment is due, a contract asset is recognized for the earned consideration that is conditional. Contract assets are subject to impairment assessment, refer to accounting policies of impairment of financial assets in note 5(n) "Financial instruments".

(ii) Trade receivables

A receivable represents the Group's right to an amount of consideration that is unconditional (i.e., only the passage of time is required before payment of the consideration is due). Refer to accounting policies of impairment of financial assets in note 5(n) "Financial instruments".

(iii) Contract liabilities

A contract liability is the obligation to transfer goods or services to a customer for which the Group has received consideration or an amount of consideration is due from the customer (whichever is earlier). If a customer pays consideration before the Group transfers goods or services to the customer, a contract liability is recognized when the payment is made or the payment is due (whichever is earlier). Contract liabilities are recognized as revenue when the Group performs under the contract.

(c) Finance income and finance costs

Interest income and expenses are recognized in the period which they relate to through profit or loss using the effective interest rate method.

(d) Current versus non-current classification

The Group presents assets and liabilities in the statement of financial position based on current/non-current classification. An asset is current when it is:

- Expected to be realized or intended to be sold or consumed in the normal operating cycle
- Held primarily for the purpose of trading
- Expected to be realized within twelve months after the reporting period; or
- Cash or cash equivalent unless restricted from being exchanged or used to settle a liability for at least twelve months after the reporting period

All other assets are classified as non-current.

A liability is current when:

- It is expected to be settled in the normal operating cycle
- It is held primarily for the purpose of trading
- It is due to be settled within twelve months after the reporting period; or
- There is no unconditional right to defer the settlement of the liability for at least twelve months after the reporting period

The terms of the liability that could, at the option of the counterparty, result in its settlement by the issue of equity instruments do not affect its classification.

The Group classifies all other liabilities as non-current.

Deferred tax assets and liabilities are classified as non-current assets and liabilities

**Notes to the consolidated financial statements as of December 31, 2021 and 2020 and  
for the three years ended December 31, 2021, 2020 and 2019**

**(e) Intangible assets**

***Research and development***

Expenses for research activities are recognized through profit or loss in the period in which they are incurred.

Development expenditures on an individual project are recognized as an intangible asset from the date the Group can demonstrate:

- the product or process is technically and commercially feasible so that the asset will be available for use or sale
- the Group has the ability and intention to use or sell the asset
- a future economic benefit is probable
- the Group has sufficient resources to complete the development and
- the development costs can be measured reliably.

The Group's research and development activities mainly relate to development of biomarkers and IT driven solutions. With respect to biomarkers, the development stage is usually considered to be achieved when the target validation process is completed and commercialization is probable. With respect to IT driven solutions, the development stage is considered to be achieved upon the completion of the Group's internal validation test. Before such dates, any development costs are recognized in profit or loss and may not be subsequently capitalized.

Capitalized development costs are recognized at cost less accumulated amortization and any accumulated impairment losses. They are only amortized as from the date the asset is ready for its intended use, which in the case of biomarkers is normally at the time the patent application for such biomarker is made. Amortization expense commences when the assets are ready to be put in use, and is recorded in cost of sales and research and development expenses.

Capitalized development costs which are still under development are tested for impairment annually and when circumstances indicate that the carrying value may be impaired.

***Other intangible assets***

Other intangible assets purchased by the Group with finite useful lives are recognized at cost less accumulated amortization and any accumulated impairment losses. Subsequent expenditure is only capitalized if it increases the future economic benefits of the respective asset.

Intangible assets are amortized over their estimated useful life using the straight-line method and assessed for impairment whenever there is an indication that the intangible asset may be impaired.

The estimated useful lives are as follows:

- Software, patents and trademarks: 3-7 years
- Corona Test Portal: 2 years
- Capitalized development costs: 7 years

The useful lives and depreciation methods are reviewed annually to ensure that the methods and periods of depreciation are consistent with the expected economic benefit from the asset.

**Notes to the consolidated financial statements as of December 31, 2021 and 2020 and  
for the three years ended December 31, 2021, 2020 and 2019**

**(f) Property, plant and equipment**

Property, plant and equipment are carried at cost less any accumulated depreciation and any accumulated impairment losses.

The cost of property, plant and equipment comprises its purchase price including customs duties and non-refundable acquisition taxes, and proportionate VAT not deductible from input tax as well as any directly attributable costs of bringing the asset to its working condition and location for its intended use.

Subsequent expenditure is only capitalized if it is probable that the future economic benefits associated with the expenditure will flow to the Group.

Depreciation is calculated over the estimated useful life using the straight-line method. The Group has assessed that none of its property, plant and equipment has a residual value. The estimated useful lives of significant property, plant and equipment are as follows:

- Freehold land is not depreciated
- Buildings: 33 years and
- Plant and other equipment, furniture and fixtures: 2-15 years

An item of property, plant and equipment is derecognized upon disposal or when no future economic benefits are expected from its use or disposal. Any gain or loss arising on derecognition of the asset (calculated as the difference between the net disposal proceeds and the carrying amount of the asset) is included in the statement of comprehensive loss when the asset is derecognized.

The depreciation methods, useful lives and residual values are reviewed, and adjusted prospectively if appropriate, as of each reporting date.

Assets under construction are reported at cost and are allocated to property, plant and equipment until they are completed and put into operational use, from which point onwards they are depreciated.

**(g) Leases**

***Group as a lessee***

The Group applies a single recognition and measurement approach for all leases, except for short-term leases and leases of low-value assets. The Group recognizes lease liabilities to make lease payments and right-of-use assets representing the right to use the underlying assets.

**(i) Right-of-use assets**

The Group recognizes right-of-use assets at the commencement date of the lease (i.e., the date the underlying asset is available for use). Right-of-use assets are measured at cost, less any accumulated depreciation and impairment losses, and adjusted for any remeasurement of lease liabilities. The cost of right-of-use assets includes the amount of lease liabilities recognized, initial direct costs incurred, and lease payments made at or before the commencement date less any lease incentives received. Unless the Group is reasonably certain to obtain ownership of the leased asset at the end of the lease term, the recognized right-of-use assets are depreciated on a straight-line basis over the shorter of its lease term and the estimated useful lives, as follows:

- Buildings: 33 years
- Offices: 4 – 12 years and

**Notes to the consolidated financial statements as of December 31, 2021 and 2020 and  
for the three years ended December 31, 2021, 2020 and 2019**

- Plant and other equipment, furniture and fixtures: 2-15 years

If ownership of the leased asset transfers to the Group at the end of the lease term or the cost reflects the exercise of a purchase option, depreciation is calculated using the estimated useful life of the asset.

The right-of-use assets are also subject to impairment. Refer to accounting policies of impairment of financial assets in note 5(n) "Financial instruments".

(ii) Lease liabilities

At the commencement date of the lease, the Group recognizes lease liabilities measured at the present value of lease payments to be made over the lease term. The lease payments include fixed payments (including in-substance fixed payments) less any lease incentives receivable, variable lease payments that depend on an index or a rate, and amounts expected to be paid under residual value guarantees. The lease payments also include the exercise price of a purchase option reasonably certain to be exercised by the Group and payments of penalties for leases reasonably certain to be terminated. The variable lease payments that do not depend on an index or a rate are recognized as expenses in the period during which the event or condition that triggers the payment occurs.

In calculating the present value of lease payments, the Group uses the incremental borrowing rate at the lease commencement date if the interest rate implicit in the lease is not readily determinable. After the commencement date, the amount of lease liabilities is increased to reflect the accretion of interest and reduced for the lease payments made. In addition, the carrying amount of lease liabilities is remeasured if there is a modification, a change in the lease term, a change in the in-substance fixed lease payments or a change in the assessment to purchase the underlying asset.

(iii) Short-term leases and leases of low-value assets

The Group applies the short-term lease recognition exemption to its short-term leases of machinery and equipment (i.e., those leases that have a lease term of 12 months or less from the commencement date and do not contain a purchase option). It also applies the lease of low-value assets recognition exemption to leases of office equipment that are considered of low value (i.e., below EUR 5k). Lease payments on short-term leases and leases of low-value assets are recognized as expenses on a straight-line basis over the lease term.

(iv) Sale and leaseback transactions

The Group applies IFRS 15 for determining if the transfer of an asset to the buyer (lessor) is to be accounted for as a sale of assets. After the sale of assets is concluded, the Group measures the right-of-use assets arising from the leaseback at the proportion of the previous carrying value of the asset that relates to the right of use retained by the Group. Accordingly, the Group recognizes only the amount of any gain or loss that relates to the rights transferred to the buyer (lessor).

If the fair value of the consideration for the sale of an asset does not equal the fair value of the asset, or if the payments for the leases are not at market rates, the Group makes the following adjustments to measure the sale proceeds at fair value:

- any below-market terms shall be accounted for as a prepayment of lease payments
- any above-market terms shall be accounted for as additional financing provided by the buyer-lessor to the seller-lessee

(h) Impairment of non-financial assets

Property, plant and equipment and intangible assets are reviewed for impairment whenever events or changes in circumstances indicate that the carrying amount of an asset may not be recoverable. Whenever the carrying amount of an asset exceeds its recoverable amount, an impairment loss is recognized in profit or loss. The recoverable amount is measured as the higher of fair value less costs to sell and value in use. Recoverable amounts are estimated either for individual assets or, if an individual asset does not generate cash flows independently of other assets, for the whole cash-generating unit.

Confinant Audit & Assurance B.V.  
For identification purposes only.  
Related to auditor's report  
dated 31 May 2022.

**Notes to the consolidated financial statements as of December 31, 2021 and 2020 and  
for the three years ended December 31, 2021, 2020 and 2019**

**(i) Inventories**

Inventories are measured at the lower of cost and net realizable value. Inventories are recognized at cost based on the first in first out (FIFO) method.

Net realizable value is the estimated selling price in the ordinary course of business, less estimated costs of completion and the estimated costs necessary to make the sale.

**(j) Government grants**

Government grants are recognized where there is reasonable assurance that the grant will be received and all attached conditions will be complied with. Grants that are intended to compensate the Group for expenses incurred are recognized through profit or loss in the period in which expenses are submitted and claimed.

Government grants which relate to an asset are initially recognized as deferred income at nominal amounts. They are subsequently released to profit or loss on a systematic basis over the expected useful life of the related asset.

The release of deferred income related to either type of grant is presented as other operating income (see note 8).

**(k) Share-based payments**

Plan recipients (including senior executives and certain member of Supervisory Board) of the Group receive remuneration in the form of share-based payments, whereby the recipients render services as consideration for equity instruments (equity-settled transactions) or settled in cash (cash-settled transactions).

***Equity settled transactions***

The cost of equity-settled transactions is determined by the fair value of the granted options when the grant is made, using a Black-Scholes or Monte Carlo simulation model, with further details given in note 20.

The cost is recognized in employee benefits expense (see note 8.4) or other relevant expenses, together with a corresponding increase in equity (capital reserves), over the period in which the service conditions are fulfilled (the vesting period). The cumulative expense recognized for equity-settled transactions at each reporting date until the vesting date reflects the extent to which the vesting period has expired and the Group's best estimate of the number of equity instruments that will ultimately vest. The expense or credit in profit or loss for a period represents the movement in cumulative expense recognized as at the beginning and end of that period.

***Cash-settled transactions***

A liability is recognized for the fair value of cash-settled transactions. The fair value is measured initially and at each reporting date up to and including the settlement date, with changes in fair value recognized in employee benefits expense (see note 8.4). The fair value per option is determined using the Black-Scholes model, further details of which are given in note 20. The fair value per option is then multiplied by the Group's best estimate of the number of awards expected to vest and the portion of the expired vesting period (period in which the service conditions are fulfilled). The cumulative amount of expense recognized will be equal to the cash that is paid on settlement.

Service and non-market performance conditions are not taken into account when determining the grant date fair value of awards, but the likelihood of the conditions being met is assessed as part of the Group's best estimate of the number of equity instruments that will ultimately vest. Market performance conditions are reflected within the grant date fair value. Any other conditions attached to an award, but without an associated service requirement, are considered to be non-vesting conditions. Non-vesting conditions are reflected in the fair value of an award and lead to an immediate expensing of an award unless there are also service and/or performance conditions.

**Notes to the consolidated financial statements as of December 31, 2021 and 2020 and  
for the three years ended December 31, 2021, 2020 and 2019**

No expense is recognized for awards that do not ultimately vest because non-market performance and/or service conditions have not been met. Where awards include a market or non-vesting condition, the transactions are treated as vested irrespective of whether the market or non-vesting condition is satisfied, provided that all other performance and/or service conditions are satisfied.

If the terms and conditions of a cash-settled share-based payment transaction are modified with the result that it becomes an equity-settled share-based payment transaction, the transaction is accounted for as such from the date of the modification. Specifically, the equity-settled share-based payment transaction is measured by reference to the fair value of the equity instruments granted at the modification date and recognized in equity. The liability for the cash-settled share-based payment transaction as at the modification date is derecognized on that date. Any difference between the carrying amount of the liability derecognized and the amount of equity recognised on the modification date is recognised immediately in profit or loss.

**(l) Provisions**

A provision is recognized when the Group has a present obligation (legal, contractual or constructive) as a result of a past event, it is probable that an outflow of resources embodying economic benefits will be required to settle the obligation and a reliable estimate can be made of the amount of the obligation. When the Group expects some or all of a provision to be reimbursed, for example, under an insurance contract, the reimbursement is recognized as a separate asset, but only when the reimbursement is virtually certain. The expense relating to a provision is presented in the profit or loss net of any reimbursement. Provisions are reviewed at each reporting date and adjusted to reflect the current best estimate.

If the requirements for recognizing a provision are not satisfied, the corresponding obligations are recorded as contingent liabilities unless the possibility of an outflow of resources embodying economic benefits is remote.

**(m) Income taxes**

Tax expense comprises current and deferred taxes. Current taxes and deferred taxes are recognized through profit or loss apart from deferred taxes related to items recognized outside profit or loss, in which case it is recognized in correlation to the underlying transaction either directly in equity or in other comprehensive income.

Current income tax assets and liabilities are measured at the amount expected to be recovered from or paid to the taxation authorities. The tax rates and tax laws used to compute the amount are those that are enacted or substantively enacted at the reporting date in the countries where the Group operates and generates taxable income.

Deferred taxes are set up for temporary differences between the carrying amounts of assets and liabilities for group financial reporting purposes at the reporting date and the amounts used for tax purposes. Deferred tax liabilities are recognized for all taxable temporary differences, except:

- temporary differences arising from the initial recognition of assets or liabilities in the course of a business transaction that is not a business combination and does not affect either the accounting profit or the taxable profit or loss
- temporary differences associated with investments in subsidiaries if the Group controls the timing of the reversal of the temporary differences, and it is probable that the differences will not reverse in the foreseeable future.

The carrying amount of deferred tax assets is reviewed at each reporting date and reduced to the extent that it is no longer probable that sufficient taxable profit will be available to allow all or part of the deferred tax asset to be utilized. Unrecognized deferred tax assets are re-assessed at each reporting date and are recognized to the extent that it has become probable that future taxable profits will allow the deferred tax asset to be recovered.

Deferred tax assets and liabilities are measured at the tax rates that are expected to apply in the year when the asset is realized or the liability is settled, based on tax rates that have been enacted or substantively enacted at the reporting date.

Deferred tax assets and deferred tax liabilities are offset against each other if certain conditions are met.

Confinant Audit & Assurance B.V.  
For identification purposes only.  
Related to auditor's report  
dated 31 May 2022.



**Notes to the consolidated financial statements as of December 31, 2021 and 2020 and  
for the three years ended December 31, 2021, 2020 and 2019**

**(n) Financial instruments**

**(i) Financial assets**

The Group's financial assets principally consist of those accounted for as receivables, contract assets, cash and cash equivalents.

***Receivables and contract assets***

Receivables, including contract assets, are non-derivative financial assets with fixed or determinable payments that are not quoted in an active market. Contract assets and trade receivables that do not contain a significant financing component or for which the Group has applied the practical expedient are measured at the transaction price determined under IFRS 15. Refer to the accounting policies in note 5(b) "Revenues from contracts with customers".

After initial recognition, receivables and contract assets are subsequently carried at amortized cost using the effective interest rate method less any impairment losses. Gains and losses are recognized in the profit or loss for the period when the assets are derecognized or impaired.

***Derecognition***

A financial asset or a part of a financial asset is derecognized when the Group no longer has the contractual rights to the asset or the right to receive cash flows from the asset have expired.

***Impairment***

The Group recognizes an allowance for expected credit losses (ECLs). ECLs are based on the difference between the contractual cash flows due in accordance with the contract and all the cash flows that the Group expects to receive, discounted at an approximation of the original effective interest rate.

The Group applies a simplified approach in calculating ECLs. Therefore, the Group does not track changes in credit risk, but instead recognizes a loss allowance based on lifetime ECLs at each reporting date. The Group has established a provision matrix that is based on its historical credit loss experience, adjusted for forward-looking factors specific to the debtors and the economic environment.

The Group considers a financial asset in default when contractual payments are 360 days past due. However, in certain cases, the Group may also consider a financial asset to be in default when internal or external information indicates that the Group is unlikely to receive the outstanding contractual amounts in full before taking into account any credit enhancements held by the Group. A financial asset is written off when there is no reasonable expectation of recovering the contractual cash flows.

Further disclosures relating to impairment of trade receivables, including contract assets, are in note 21.

**(ii) Financial liabilities**

All financial liabilities are recognized initially at fair value and, in the case of loans and borrowings and payables, net of directly attributable transaction costs.

The Group's financial liabilities include trade and other payables (include contract liabilities), as well as loans and borrowings including bank overdrafts.

**Notes to the consolidated financial statements as of December 31, 2021 and 2020 and  
for the three years ended December 31, 2021, 2020 and 2019**

***Loans and borrowings***

Loans and borrowings are initially recognized at fair value and subsequently measured at amortized cost using the effective interest rate method, taking into account any principal repayments and any discount or premium on acquisition and including transaction costs and fees that are an integral part of the effective interest rate.

Gains or losses are recognized through profit or loss at the time the liabilities are derecognized or disposed of.

***Derecognition***

A financial liability is derecognized when the obligation underlying the liability is discharged, canceled or expires.

When an existing financial liability is replaced by another from the same lender on substantially different terms, or the terms of an existing liability are substantially modified, such an exchange or modification is treated as the derecognition of the original liability and the recognition of a new liability. The difference in the respective carrying amounts is recognized through profit or loss.

**(o) Cash and cash equivalents**

Cash and cash equivalents comprise cash on hand and bank balances, including short-term, highly liquid investments that can be quickly converted into cash amounts. These have original maturities of three months or less and are subject to a low risk of fluctuation in value.

**6 Accounting judgments and estimates**

The preparation of the consolidated financial statements requires the management board to make judgments, estimates and assumptions that affect the application of accounting policies and the reported amounts of revenues, expenses, assets and liabilities, and the accompanying disclosures. Actual results could differ from those estimates. Estimates and underlying assumptions are reviewed on an ongoing basis and revisions of estimates are recorded prospectively.

**6.1 Judgments**

***Development costs***

Development costs are recognized in accordance with the accounting policy for certain internally generated assets. The Group's research and development activities mainly relate to development of biomarkers and IT driven solutions. With respect to biomarkers, the development stage is usually considered to be achieved when the target validation process is completed and commercialization is probable. With respect to IT driven solutions, the development stage is considered to be achieved upon the completion of the Group's internal validation test. Before such date, any development costs are recognized in profit or loss and may not be subsequently capitalized. As of December 31, 2021, the carrying amount of capitalized development costs was EUR 7,941k (2020: EUR 9,680k). This amount includes investments in the development of biomarkers and IT driven solutions (e.g., the Group's CentoMetabolome and CentoPortal online platform).

***Provision for expected credit losses of trade receivables and contract assets***

The Group uses a provision matrix to calculate ECLs for trade receivables and contract assets. The provision rates are based on days past due for groupings of various customer segments that have similar loss patterns (e.g. by segment, geography, customer type and rating).

The provision matrix is initially based on the Group's historical observed default rates. The Group will calibrate the matrix to adjust the historical credit loss experience with forward-looking information. For instance, if forecasted economic conditions (i.e., gross domestic product) are expected to deteriorate over the next year which can lead to an increased number of defaults in the manufacturing sector, the historical default rates are adjusted. At every reporting date, the historical observed default rates are updated and changes in the forward-looking estimates are analyzed.

**Notes to the consolidated financial statements as of December 31, 2021 and 2020 and  
for the three years ended December 31, 2021, 2020 and 2019**

The assessment of the correlation between historical observed default rates, forecasted economic conditions and ECLs is a significant estimate. The amount of ECLs is sensitive to changes in circumstances and of forecasted economic conditions. The Group's historical credit loss experience and forecast of economic conditions may also not be representative of customer's actual default in the future. The information about the ECLs on the Group's trade receivables and contract assets is disclosed in note 21.

***Deferred tax asset on loss carryforwards***

The tax losses carried forward do not expire. In the light of the Company's loss history, the recognition of deferred taxes for tax losses carried forward and deductible temporary differences is limited to the future reversal of existing taxable temporary differences.

***Revenue implicit concession***

The Group reassessed revenue recognition from contracts linked to a customer with a history of significant payment delays resulting in significant impairment losses through the application of the expected credit loss method.

The Group concluded, based on the facts and circumstances and management's expectations regarding this customer, that this uncertainty in the amount of the contract consideration it expects to collect, and the likelihood of accepting a lower amount or changing payment terms represents an "implicit price concession" such that the contract consideration is variable. Therefore, the Group estimates the amount of the contractual consideration it expects to ultimately collect and for which it is highly probable that related revenue recognized would not be subject to significant future reversals when such uncertainty is resolved.

The Group records the difference between the billed amount and the amount estimated to be collectible as a reduction to revenue. At the end of each reporting period, and if necessary upon receipt of new information, the Group may revise the amount of the variable consideration included in the transaction price. The Group has applied this accounting policy and accounting estimate to arrangements with this customer prospectively with effect from the third quarter of 2021.

**6.2 Assumptions and estimation uncertainties**

Information concerning assumptions and estimation uncertainty that have a significant risk of causing a material adjustment to the fiscal year ended on December 31, 2021 are presented in the following disclosures. The Group based its assumptions and estimates on parameters available when the consolidated financial statements were prepared. Existing circumstances and assumptions about future developments, however, may change due to market changes or circumstances arising that are beyond the control of the Group. Such changes are reflected in the assumptions when they occur.

***Share-based payments***

Estimating fair value for share-based payment transactions requires a determination of the most appropriate valuation model, which depends on the terms and conditions of the grant. For the measurement of the fair value of equity-settled transactions at the grant date (including those issued to replace the cash-settled transactions), the Group uses the Monte Carlo simulation model (previously the Black-Scholes model). The fair value at grant date of equity-settled transactions is not updated at the end of each reporting period.

***Valuation of Share Options***

The Black-Scholes option pricing model requires the input of subjective assumptions, including assumptions about the expected life of share-based awards and share price volatility. The Monte Carlo simulation model utilizes multiple input variables to estimate the probability that market conditions will be achieved. As a company listed on the NASDAQ stock exchange in 2019, the Group's share price only has limited sufficient historical information to be used as a reference, and therefore subjective inputs were included when estimating the fair value of our common shares to be used in both option pricing model.

**Notes to the consolidated financial statements as of December 31, 2021 and 2020 and  
for the three years ended December 31, 2021, 2020 and 2019**

In addition, our management used different key assumptions in the models to calculate the fair value. The assumptions and models used for estimating fair value for share-based payment transactions are disclosed in note 20.

The Group intends to continue to consistently apply this methodology using the same comparable companies until a sufficient amount of historical information regarding the volatility of our own share price as a public company becomes available.

**7 Segment information and revenue from contracts with customers**

**7.1 Segment information**

For management purposes, the Group is organized into business units based on its products and services. In line with the management approach, the operating segments were identified on the basis of the Group's internal reporting and how the chief operating decision maker ("CODM") assesses the performance of the business. On this basis, the Group has the following three operating segments, which also represent the Group's reportable segments:

- **Pharmaceutical segment:** This segment provides a variety of solutions to our pharmaceutical partners, including target discovery, early patient recruitment and identification, epidemiological insights, biomarker discovery and patient monitoring, in order to accelerate their development of treatments for rare diseases; and
- **Diagnostics segment:** This segment provides genetic sequencing and diagnostics services to our clients, who are typically physicians, laboratories or hospitals, either directly or through distributors; and
- **COVID-19 segment:** This segment provides COVID-19 testing services to our clients. Our original COVID-19 test is a molecular diagnostic test performed for the in vitro qualitative detection of RNA from the SAR-CoV-2 in oropharyngeal samples from presymptomatic probands according to the recommended testing by public health authority guidelines. In addition, we also offer COVID-19 antigen testing.

The management board is the Chief Operating Decision Maker and monitors the operating results of the segments separately for the purpose of making decisions about resource allocation and performance assessment. Segment performance is evaluated based on segment results and is measured with reference to the Adjusted EBITDA. Adjusted EBITDA is a financial measure which is not prescribed by IFRS, which the Group defines as income/loss before finance costs (net), taxes, and depreciation and amortization (including impairments), adjusted to exclude corporate expenses as well as share-based payment expenses.

Corporate expenses, interest and similar income and expenses, as well as share-based payment expenses are not allocated to individual segments as the underlying instruments are managed on a group basis. Assets and liabilities are managed on a Group basis and are not allocated to the different segments for internal reporting purposes. Therefore, our CODM does not regularly review this information by segment and accordingly we do not report this information by segment.

| in EUR k   | 2021           |               |                |                 |                 |
|--|----------------|---------------|----------------|-----------------|-----------------|
|  | Pharmaceutical | Diagnostics   | COVID-19       | Corporate       | Total           |
| <b>Total Revenues from contracts with external customers</b>       | <b>15,641</b>  | <b>27,900</b> | <b>146,382</b> | <b>—</b>        | <b>189,923</b>  |
| <b>Adjusted EBITDA</b>   | <b>4,843</b>   | <b>4,024</b>  | <b>20,940</b>  | <b>(46,235)</b> | <b>(16,428)</b> |
| <b>Capital Expenditures</b>  |                |               |                |                 |                 |
| Additions to property, plant and equipment and right-of-use assets | 690            | 261           | 2,480          | 936             | 4,367           |
| Additions to intangible assets                                     | 2,401          | —             | 354            | 32              | 2,787           |
| <b>Other segment information</b>                                   |                |               |                |                 |                 |
| Depreciation and amortization (including impairments)              | 2,539          | 2,076         | 9,523          | 5,849           | 19,986          |
| Research and development expenses                                  | —              | —             | —              | 19,297          | 19,297          |

**Notes to the consolidated financial statements as of December 31, 2021 and 2020 and  
for the three years ended December 31, 2021, 2020 and 2019**

| in EUR k   | 2020           |             |                         |           | Total   |
|--|----------------|-------------|-------------------------|-----------|---------|
|  | Pharmaceutical | Diagnostics | COVID-19 <sup>(1)</sup> | Corporate |         |
| <b>Total Revenues from contracts with external customers</b>       | 16,951         | 22,108      | 89,322                  | —         | 128,381 |
| <b>Adjusted EBITDA</b>   | 6,194          | (2,408)     | 37,215                  | (39,918)  | 1,083   |
| <b>Capital Expenditures</b>  |                |             |                         |           |         |
| Additions to property, plant and equipment and right-of-use assets | 333            | 602         | 9,113                   | 2,682     | 12,730  |
| Additions to intangible assets                                     | 3,183          | —           | 1,672                   | 1,802     | 6,657   |
| <b>Other segment information</b>                                   |                |             |                         |           |         |
| Depreciation and amortization (including impairments)              | 6,769          | 2,289       | 1,400                   | 4,670     | 15,128  |
| Research and development expenses                                  | —              | —           | —                       | 14,935    | 14,935  |
| <br>   |                |             |                         |           |         |
| in EUR k   | 2019           |             |                         |           | Total   |
|  | Pharmaceutical | Diagnostics | Corporate               |           |         |
| <b>Total Revenues from contracts with external customers</b>       | 21,522         | 27,258      | —                       | —         | 48,780  |
| <b>Adjusted EBITDA</b>   | 14,956         | 2,306       | (22,949)                | —         | (5,687) |
| <b>Capital Expenditures</b>  |                |             |                         |           |         |
| Additions to property, plant and equipment and right-of-use assets | 1,362          | 1,998       | 17,908                  | —         | 21,268  |
| Additions to intangible assets                                     | 3,603          | —           | 3,677                   | —         | 7,280   |
| <b>Other segment information</b>                                   |                |             |                         |           |         |
| Depreciation and amortization                                      | 1,308          | 2,032       | 3,239                   | —         | 6,579   |
| Research and development expenses                                  | —              | —           | 9,590                   | —         | 9,590   |

- (1) As discussed in note 2, in March 2020 the Group commenced testing for COVID-19 in response to the COVID-19 pandemic and in the third quarter started managing and reporting the COVID-19 business as a separate segment. As such, the Group did not have any activities related to the COVID-19 business prior to 2020 and retrospective presentation in prior year segment reporting is not applicable.

#### **Adjustments**

Adjustments include non-cash charges in relation to depreciation, amortization (including impairments), and share-based payments as well as net financial costs, and income taxes. Certain costs, and related income, are not allocated to our reporting segment results and represent the residual operating activities of the Group reported as 'Corporate'. These include corporate overheads, which are responsible for centralized functions such as communications, information technology, facilities, legal, finance and accounting, insurance (D&O), human resources, business development and strategic initiatives, certain professional and consulting services, procurement, research and development and other supporting activities.

Corporate expenses also includes expenses incurred in relation to capital raising activities. For the year ended December 31, 2021, no expenses were incurred (2020 July Offering: EUR 278k ; 2019 IPO: EUR 1,092k) (see note 8.2). The corporate expenses for the year ended December 31, 2019 also includes a real estate transfer tax of EUR 1,200k related to an intercompany sale of land and building (see note 13).

**Notes to the consolidated financial statements as of December 31, 2021 and 2020 and  
for the three years ended December 31, 2021, 2020 and 2019**

**Reconciliation of segment Adjusted EBITDA to Group loss for the period**

| in EUR k  | 2021            | 2020            | 2019            |
|---|-----------------|-----------------|-----------------|
| <b>Reportable segment Adjusted EBITDA</b>             | <b>29,807</b>   | <b>41,001</b>   | <b>17,262</b>   |
| Corporate expenses                                    | (46,235)        | (39,918)        | (22,949)        |
|   | <b>(16,428)</b> | <b>1,083</b>    | <b>(5,687)</b>  |
| Share-based payment expenses (Note 20)                | (8,035)         | (5,658)         | (6,418)         |
| Depreciation and amortization (including impairments) | (19,986)        | (15,128)        | (6,579)         |
| <b>Operating loss</b>                                 | <b>(44,449)</b> | <b>(19,703)</b> | <b>(18,684)</b> |
| Financial costs, net                                  | (848)           | (1,394)         | (2,013)         |
| Income taxes  | 24              | (281)           | (158)           |
| <b>Loss for the year</b>                              | <b>(45,273)</b> | <b>(21,378)</b> | <b>(20,855)</b> |

**Non-current asset locations**

Non-current assets of the Group consist of right-of-use assets (under IFRS 16), property, plant and equipment, as well as intangible assets. All of such assets are located in Germany, which is the country of the business address of the Centogene GmbH, except for property, plant and equipment of EUR 147k (2020: EUR 516k; 2019: EUR 286k) and right-of-use assets of EUR 137k (2020: EUR 709k; 2019: EUR 1,042k), which are located in the United States.

**7.2 Revenue from contracts with customers**

| in EUR k   | 2021           |               |                |                |
|--|----------------|---------------|----------------|----------------|
|  | Pharmaceutical | Diagnostics   | COVID-19       | Total          |
| Rendering of services  | 14,879         | 27,900        | 146,380        | 189,159        |
| Sales of goods   | 762            | —             | 2              | 764            |
| <b>Total Revenues from contracts with external customers</b> | <b>15,641</b>  | <b>27,900</b> | <b>146,382</b> | <b>189,923</b> |
| Recognized over time   | 14,879         | 27,900        | 19,131         | 61,910         |
| Recognized at a point in time                                | 762            | —             | 127,251        | 128,013        |
| <b>Total Revenues from contracts with external customers</b> | <b>15,641</b>  | <b>27,900</b> | <b>146,382</b> | <b>189,923</b> |
| <b>Geographical information</b>                              |                |               |                |                |
| Europe   | 490            | 5,425         | 144,669        | 150,584        |
| —Germany**   | —              | 211           | 140,922        | 141,133        |
| —Netherlands**   | —              | 6             | 3,616          | 3,622          |
| Middle East  | 117            | 16,315        | —              | 16,432         |
| North America  | 14,940         | 2,950         | 1,606          | 19,496         |
| —United States#  | 14,940         | 2,763         | 1,606          | 19,309         |
| Latin America  | 94             | 2,499         | —              | 2,593          |
| Asia Pacific   | —              | 711           | 107            | 818            |
| <b>Total</b>   | <b>15,641</b>  | <b>27,900</b> | <b>146,382</b> | <b>189,923</b> |

**Notes to the consolidated financial statements as of December 31, 2021 and 2020 and  
for the three years ended December 31, 2021, 2020 and 2019**

|  | 2020           |               |               | Total          |
|--|----------------|---------------|---------------|----------------|
|  | Pharmaceutical | Diagnostics   | COVID-19      |                |
| Rendering of services  | 15,947         | 22,108        | 88,587        | 126,642        |
| Sales of goods   | 1,004          | —             | 735           | 1,739          |
| <b>Total Revenues from contracts with external customers</b> | <b>16,951</b>  | <b>22,108</b> | <b>89,322</b> | <b>128,381</b> |
| Recognized over time   | 15,947         | 22,108        | 24,684        | 62,739         |
| Recognized at a point in time                                | 1,004          | —             | 64,638        | 65,642         |
| <b>Total Revenues from contracts with external customers</b> | <b>16,951</b>  | <b>22,108</b> | <b>89,322</b> | <b>128,381</b> |
| <b>Geographical information</b>                              |                |               |               |                |
| Europe   | 149            | 5,605         | 88,314        | 94,068         |
| —Germany*#   | —              | 186           | 80,879        | 81,065         |
| —Netherlands**   | —              | 3             | 6,572         | 6,575          |
| Middle East  | 56             | 12,568        | —             | 12,624         |
| North America  | 16,711         | 1,576         | 978           | 19,265         |
| —United States#  | 16,711         | 1,370         | 978           | 19,059         |
| Latin America  | 35             | 1,851         | 2             | 1,888          |
| Asia Pacific   | —              | 508           | 28            | 536            |
| <b>Total</b>   | <b>16,951</b>  | <b>22,108</b> | <b>89,322</b> | <b>128,381</b> |

|  | 2019           |               |               |
|--|----------------|---------------|---------------|
|  | Pharmaceutical | Diagnostics   | Total         |
| Rendering of services  | 19,089         | 27,258        | 46,347        |
| Sales of goods   | 2,433          | —             | 2,433         |
| <b>Total Revenues from contracts with external customers</b> | <b>21,522</b>  | <b>27,258</b> | <b>48,780</b> |
| Recognized over time   | 17,159         | 27,258        | 44,417        |
| Recognized at a point in time                                | 4,363          | —             | 4,363         |
| <b>Total Revenues from contracts with external customers</b> | <b>21,522</b>  | <b>27,258</b> | <b>48,780</b> |
| <b>Geographical information</b>                              |                |               |               |
| Europe   | 381            | 7,066         | 7,447         |
| —Germany*  | 233            | 275           | 508           |
| —Netherlands**   | —              | 25            | 25            |
| Middle East  | 122            | 13,977        | 14,099        |
| —Saudi Arabia#   | —              | 7,417         | 7,417         |
| North America  | 20,896         | 2,380         | 23,276        |
| —United States#  | 20,896         | 1,882         | 22,778        |
| Latin America  | 123            | 2,864         | 2,987         |
| Asia Pacific   | —              | 971           | 971           |
| <b>Total</b>   | <b>21,522</b>  | <b>27,258</b> | <b>48,780</b> |

\* country of the incorporation of Centogene GmbH

\*\* country of the incorporation of Centogene N.V.

# countries contributing more than 10% of the Group's total consolidated revenues for the respective year ended December 31, 2021, 2020 or 2019

**Notes to the consolidated financial statements as of December 31, 2021 and 2020 and  
for the three years ended December 31, 2021, 2020 and 2019**

The Group collaborated with the majority of our pharmaceutical partners on a worldwide basis in 2021, 2020 and 2019. In addition, in cases where our pharmaceutical partners are developing a new rare disease treatment, it is generally anticipated that the final approved treatment will be made available globally. As a result, we allocate the revenues of our pharmaceutical segment by geographical region by reference to the location where each pharmaceutical partner mainly operates, which is based on the region from which most of their revenues are generated. The allocation of revenues in our diagnostics and COVID-19 segments are based on the location of each customer.

***Pharmaceutical segment***

During the year ended December 31, 2021, revenues from one pharmaceutical partner represented 5.1% of the Group's total revenues (2020: 8.6%; 2019: 24.3%).

During the year ended December 31, 2021, we entered into collaboration agreements with certain pharmaceutical partners, of which upfront fees of EUR 455k were received in relation to setup fees which will be recognized as revenue over the period of the partnership collaboration. No such payments were received or revenues recognized for the year ended December 31, 2020. During the year ended December 31, 2019, Centogene entered into several collaborations with pharmaceutical partners, of which upfront fees totaling EUR 1,930k were received. Such upfront payments were recognized as revenues during the year as they represented the transaction price allocated to the one-off transfer of the Group's intellectual property—provision of epidemiological insights of relevant rare diseases and relevant data.

***COVID-19 segment***

During the year ended December 31, 2021, revenues from two COVID-19 partners represented 6.4% and 9.4%, respectively, of the Group's total revenues. (2020: 14.6% and 13.5%, respectively).

To support the expansion of test offerings, the Company acquired laboratory facilities and equipment, developed a Corona Test Portal and leased laboratory space at several locations in Germany. Additionally, COVID-19 testing capacity is provided through our custom-built CentoTruck, a mobile laboratory in a container designed to carry out COVID-19 analysis. Total capitalized investments in COVID-19 testing as of December 31, 2021 amounted to EUR 2.8 million (2020: EUR 10.8 million), of which EUR 2.4 million (2020: EUR 7.7 million) are included in property, plant and equipment and EUR 0.4 million (2020: EUR 1.7 million) is included in intangible assets and relates to the development of the Corona Test Portal.

**Contract balances**

| in EUR k                         | Dec 31, 2021 | Dec 31, 2020 |
|----------------------------------|--------------|--------------|
| Trade receivables (note 15)      | 21,065       | 25,656       |
| Contract assets (note 15)        | 3,272        | 3,543        |
| Contract liabilities (note 19.2) | 4,842        | 4,479        |

The contract assets primarily relate to the Group's rights to consideration for work completed but not billed at the reporting date on the tests for the diagnostics segment, with the satisfaction of the respective performance obligation measured by reference to stages in a standardized process. The contract assets also include work performed for pharmaceutical partners which are based on milestone fees. In 2021, EUR 483k (2020: EUR 356k) was recognised as provision for expected credit losses on contract assets (see note 21). The contract assets are transferred to receivables when the rights become unconditional. This usually occurs when the Group issues an invoice to the customer.

The contract liabilities include EUR 2,506k (2020: EUR 2,516k) which relate to the advance consideration, including various contracts with performance obligations, received from pharmaceutical partners for which revenue is recognized over time, and consideration from sales of CentoCards which have not yet been delivered. In addition, EUR 2,336k relates to COVID-19 performance obligations that have not been met as of December 31, 2021 (2020: EUR 1,963k).



**Notes to the consolidated financial statements as of December 31, 2021 and 2020 and  
for the three years ended December 31, 2021, 2020 and 2019**

**8 Other income and expenses**

**8.1 Other operating income**

| in EUR k  | 2021         | 2020         | 2019         |
|---|--------------|--------------|--------------|
| Government grants                                 | 2,263        | 2,152        | 2641         |
| Gain on disposal of property, plant and equipment | 18           | 2            | 532          |
| Exchange rate gains                               | —            | —            | 314          |
| Income from the reversal of provisions            | —            | —            | 89           |
| Income from early termination of lease contracts  | 262          | —            | —            |
| Others  | 656          | 240          | 205          |
| <b>Total other operating income</b>               | <b>3,198</b> | <b>2,394</b> | <b>3,781</b> |

Government grants contain performance-based grants to subsidize research, development and innovation in the state of Mecklenburg-Western Pomerania from funds granted by the European Regional Development Fund. Furthermore, government grants contain the release of deferred income from investment related grants. Other operating income includes a gain of EUR 387k from the forgiveness of a bank loan granted under the Coronavirus Aid, Relief, and Economic Security Act (CARES Act). (2020: EUR Nil).

In July 2019, the Group entered into a sale and leaseback transaction. According to which, the Group sold the Rostock headquarters building to a third party and then leased the building from the third party for a period of 12 years at a fixed rate per month with the option to extend. The sale of the Rostock headquarters in 2019 resulted in a gain of EUR 532k and was recognized in the period of sale. (See note 13)

**8.2 Other operating expenses**

| in EUR k                              | 2021      | 2020       | 2019         |
|---------------------------------------|-----------|------------|--------------|
| Currency losses                       | 86        | 10         | 192          |
| Other                                 | —         | 172        | 1,092        |
| <b>Total other operating expenses</b> | <b>86</b> | <b>182</b> | <b>1,284</b> |

Other operating expenses for the year ended December 31, 2019 included costs incurred related to the IPO charged to profit and loss of EUR 1,092k.

During the year ended December 31, 2020, the Group disposed of its entire 51% interest in LPC GmbH ("LPC") to the minority shareholders for a consideration of EUR 213k, of which EUR 200k is to be paid over a period of four years and EUR 100k is outstanding as of December 31, 2021 (included in other assets, see note 15). The related non-controlling interest of EUR 268k (accumulated share of loss) was debited to profit or loss, and the sale resulted in a loss of EUR 101k.

**8.3 Financial costs, net**

| in EUR k                                       | 2021         | 2020           | 2019           |
|--|--------------|----------------|----------------|
| Interest expenses from loans                   | (267)        | (173)          | (1,690)        |
| Currency losses                                | —            | (362)          | —              |
| Unwinding of the discount on lease liabilities | (584)        | (865)          | (339)          |
| Interest income from loans and receivables     | 3            | 6              | 16             |
| <b>Total</b>                                   | <b>(848)</b> | <b>(1,394)</b> | <b>(2,013)</b> |

**Notes to the consolidated financial statements as of December 31, 2021 and 2020 and  
for the three years ended December 31, 2021, 2020 and 2019**

**8.4 Employee benefits expense**

| in EUR k                      | 2021          | 2020          | 2019          |
|-------------------------------|---------------|---------------|---------------|
| Wages and salaries            | 43,533        | 31,121        | 23,854        |
| Social security contributions | 6,134         | 4,095         | 3,212         |
| Share-based payments          | 5,471         | 3,486         | 5,714         |
| Termination benefits          | 1,158         | 569           | 63            |
| <b>Total</b>                  | <b>56,296</b> | <b>39,271</b> | <b>32,843</b> |

Social security contributions include contributions to state pension scheme of EUR 2,706k (2020: EUR 1,851k; 2019: EUR 1,136k) as defined contribution plan expenses. Additionally, the Company recognized compensation expense of EUR 3,252k (2020: EUR 2,775k; 2019: EUR 1,203k) for remuneration of supervisory board members, including share-based payments (see note 25).

**9 Income taxes**

Taxes recognized through profit or loss:

| in EUR k                                   | 2021         | 2020         | 2019         |
|--|--------------|--------------|--------------|
| <b>Current tax expenses</b>                | <b>(118)</b> | <b>(74)</b>  | <b>(158)</b> |
| Current year                               | (102)        | (58)         | (1)          |
| Adjustments for prior periods              | (16)         | (16)         | (157)        |
| <b>Deferred tax (expense)/income</b>       | <b>142</b>   | <b>(207)</b> | <b>—</b>     |
| Temporary differences                      | 142          | (182)        | (514)        |
| Tax losses                                 | —            | (25)         | 514          |
| <b>Total income tax (expenses)/benefit</b> | <b>24</b>    | <b>(281)</b> | <b>(158)</b> |

No income taxes were recognized directly in other comprehensive income for the years ended December 31, 2021, 2020 and 2019.

A reconciliation of the effective tax rate to the Group's statutory rate of 32.2% for the year ended December 31, 2021, and 31.1% for the years ended December, 31, 2020 and December, 31, 2019, respectively are presented in the table below.

| in EUR k   | 2021            | 2020            | 2019            |
|--|-----------------|-----------------|-----------------|
| <b>Loss before tax</b>   | <b>(45,287)</b> | <b>(21,097)</b> | <b>(20,697)</b> |
| Taxes on the basis of the Company's domestic tax rate                | 14,596          | 6,570           | 6,445           |
| Tax rate effect of foreign tax jurisdictions                         | 882             | 65              | 412             |
| Non-deductible expenses  | (3,030)         | (903)           | (441)           |
| Current year losses for which no deferred tax assets were recognized | (12,211)        | (5,792)         | (6,416)         |
| Tax income related to prior years                                    | (17)            | (137)           | (157)           |
| Other effects  | (196)           | (84)            | (1)             |
| <b>Income tax (expenses)/ benefit</b>                                | <b>24</b>       | <b>(281)</b>    | <b>(158)</b>    |

The domestic tax rate of 31.1% is composed of the corporate income tax rate of 15%, the solidarity surcharge of 5.5% of this corporate income tax, as well as trade tax of 15.3%. The tax rate effects from foreign tax jurisdictions are primarily attributable to the tax-exempt profit of a Group subsidiary located in Dubai.

Tax losses carryforwards for which no deferred tax assets were recognized amount to EUR 85,639k in Germany (2020: EUR 64,464k; 2019: EUR 41,570k) and to EUR 1,083k in other countries (2020: EUR 1,002k; 2019: EUR 505k). Deductible temporary differences, for which no deferred tax asset is recognized, amount to EUR 1,117k.

**Notes to the consolidated financial statements as of December 31, 2021 and 2020 and  
for the three years ended December 31, 2021, 2020 and 2019**

Tax losses carried forward in Germany do not expire. Foreign tax losses carried forward may be restricted. In the light of the Group's loss history, the recognition of deferred taxes for tax losses carried forward and deductible temporary differences was limited to the future reversal of existing taxable temporary differences.

For temporary differences associated with investments in the amount of EUR 5,656k (2020: EUR 4,313k; 2019: EUR 4,360k), no deferred tax liability has been recognized because the Company is able to control the timing of the reversal and it is probable that the difference will not reverse in the foreseeable future.

The below table shows a breakdown of deferred taxes in the Group's statement of financial position.

| in EUR k                         | December 31, 2021   |                          | December 31, 2020   |                          |
|----------------------------------|---------------------|--------------------------|---------------------|--------------------------|
|                                  | Deferred tax assets | Deferred tax liabilities | Deferred tax assets | Deferred tax liabilities |
| Intangible assets                | —                   | (2,439)                  | —                   | (2,934)                  |
| Property, plant and equipment    | —                   | (14)                     | —                   | (133)                    |
| Right-of-use assets              | —                   | (4,617)                  | —                   | (5,029)                  |
| Measurement of service contracts | —                   | (42)                     | —                   | (145)                    |
| Leasing liabilities              | 4,563               | —                        | 4,865               | —                        |
| Government grants                | 1,693               | —                        | 1,903               | —                        |
| Unused tax losses                | 777                 | —                        | 1,266               | —                        |
| <b>Sum</b>                       | <b>7,033</b>        | <b>(7,112)</b>           | <b>8,034</b>        | <b>(8,241)</b>           |
| <b>Offset</b>                    | <b>(7,033)</b>      | <b>7,033</b>             | <b>(8,034)</b>      | <b>8,034</b>             |
| <b>Deferred Taxes</b>            | <b>—</b>            | <b>(79)</b>              | <b>—</b>            | <b>(207)</b>             |

#### 10 Loss Per Share

Basic loss per share is calculated by dividing loss for the period attributable to equity holders of the Group by the weighted average number of shares outstanding during the same period, adjusted for the effect of the corporate reorganization as discussed in Note 1 and applied retrospectively to all prior periods presented. The weighted average number of outstanding shares for the year ended December 31, 2021 was 22,437,301 (2020: 22,117,643; 2019: 16,409,285), adjusted for the effect of the 2019 corporate reorganization).

For the periods included in these financial statements, the share options are not included in the diluted loss per share calculation as the Company was loss-making in all these periods. Due to the anti-dilutive nature of the outstanding options, basic and diluted loss per share is equal.

**Notes to the consolidated financial statements as of December 31, 2021 and 2020 and  
for the three years ended December 31, 2021, 2020 and 2019**

**Assets**

**11 Intangible assets**

Reconciliation of carrying amounts

| in EUR k                                       | Internally<br>generated<br>/acquired<br>biomarkers | Internally<br>developed<br>databases | Purchased rights,<br>licenses,<br>software | Total         |
|--|--|--------------------------------------|--|---------------|
| <b>Cost</b>                                    |  |                                      |  |               |
| As of Jan 1, 2020                              | 12,022   | 6,502                                | 3,010                                      | 21,534        |
| Additions                                      | 1,900  | 2,717                                | 2,040                                      | 6,657         |
| Deconsolidation                                | —  | —                                    | (151)                                      | (151)         |
| <b>As of Dec 31, 2020</b>                      | <b>13,922</b>                                      | <b>9,219</b>                         | <b>4,899</b>                               | <b>28,040</b> |
| Additions                                      | 749  | 1,652                                | 386  | 2,787         |
| Reclass*                                       | (297)  | 297                                  | —  | —             |
| <b>As of Dec 31, 2021</b>                      | <b>14,374</b>                                      | <b>11,168</b>                        | <b>5,285</b>                               | <b>30,827</b> |
| <b>Accumulated amortization and impairment</b> |  |                                      |  |               |
| As of Jan 1, 2020                              | 3,831  | 1,770                                | 1,788                                      | 7,389         |
| Amortization and impairment                    | 6,917  | 943                                  | 508  | 8,368         |
| Deconsolidation                                | —  | —                                    | (124)                                      | (124)         |
| <b>As of Dec 31, 2020</b>                      | <b>10,748</b>                                      | <b>2,713</b>                         | <b>2,172</b>                               | <b>15,633</b> |
| Amortization and impairment                    | 2,149  | 1,991                                | 1,860                                      | 6,000         |
| Reclass*                                       | (68)   | 68                                   | —  | —             |
| <b>As of Dec 31, 2021</b>                      | <b>12,829</b>                                      | <b>4,772</b>                         | <b>4,032</b>                               | <b>21,633</b> |
| <b>Carrying amounts</b>                        |  |                                      |  |               |
| As of Dec 31, 2020                             | 3,174  | 6,506                                | 2,727                                      | 12,407        |
| As of Dec 31, 2021                             | 1,545  | 6,396                                | 1,253                                      | 9,194         |

\* The net reclassification of EUR 229k from internally generated biomarkers to internally developed databases represents internal costs incurred in the process of developing internal IT driven solutions on biomarkers. Reclassification is made to allow more transparent presentation considering this is more in line with each sub-group of intangible assets.

**Development costs and amortization**

Internally generated intangible assets include capitalized development costs for biomarkers and IT driven solutions such as CentoPortal, CentoMetabolome and CentoMD (see notes 5 and 6 regarding measurement).

The amortization of patents, trademarks and development costs is expensed and recorded under “cost of sales” to the extent the related intangible asset are used in generating revenue and recorded in research and development expenses to the extent the related intangible assets are used for R&D purposes.

As of December 31, 2021, certain identified biomarkers and internally developed databases amounting to EUR 1.1 million (2020: EUR 4.7 million) were impaired as part of the Company’s strategy reassessment which occurred in Q4 2021. The impairment is expensed under cost of sales and included in amortization and impairment expense in the Pharma segment.

**Notes to the consolidated financial statements as of December 31, 2021 and 2020 and  
for the three years ended December 31, 2021, 2020 and 2019**

**12 Property, plant and equipment**

Please refer to the following table for the development from January 1, 2020 to December 31, 2021:

| in EUR k                                       | Buildings    | Plant         | Other<br>equipment,<br>furniture<br>and fixtures | Total         |
|--|--------------|---------------|--|---------------|
| <b>Cost</b>                                    |              |               |  |               |
| As of Jan 1, 2020                              | 3,254        | 9,730         | 4,712  | 17,696        |
| Additions                                      | 105          | 1,295         | 8,490  | 9,890         |
| Disposal*                                      | —            | —             | (612)  | (612)         |
| Reclass from right-of-use assets***            | —            | 3,099         | —  | 3,099         |
| <b>As of Dec 31, 2020</b>                      | <b>3,359</b> | <b>14,124</b> | <b>12,590</b>                                    | <b>30,073</b> |
| Additions                                      | 5            | 144           | 2,766  | 2,915         |
| Disposal**                                     | —            | (379)         | (718)  | (1,097)       |
| Reclass from right-of-use assets***            | —            | 1,165         | —  | 1,165         |
| <b>As of Dec 31, 2021</b>                      | <b>3,364</b> | <b>15,054</b> | <b>14,638</b>                                    | <b>33,056</b> |
| <b>Accumulated depreciation and impairment</b> |              |               |  |               |
| As of Jan 1, 2020                              | 392          | 6,155         | 2,773  | 9,320         |
| Depreciation                                   | 194          | 993           | 1,913  | 3,100         |
| Disposal*                                      | —            | —             | (44)   | (44)          |
| Reclass from right-of-use assets***            | —            | 1,107         | —  | 1,107         |
| <b>As of Dec 31, 2020</b>                      | <b>586</b>   | <b>8,255</b>  | <b>4,642</b>                                     | <b>13,483</b> |
| Depreciation                                   | 312          | 3,269         | 6,409  | 9,990         |
| Disposal**                                     | —            | (157)         | (217)  | (374)         |
| Reclass from right-of-use assets***            | —            | 493           | —  | 493           |
| <b>As of Dec 31, 2021</b>                      | <b>898</b>   | <b>11,860</b> | <b>10,834</b>                                    | <b>23,592</b> |
| <b>Carrying amounts</b>                        |              |               |  |               |
| <b>As of Dec 31, 2020</b>                      | <b>2,773</b> | <b>5,869</b>  | <b>7,948</b>                                     | <b>16,590</b> |
| <b>As of Dec 31, 2021</b>                      | <b>2,466</b> | <b>3,194</b>  | <b>3,804</b>                                     | <b>9,464</b>  |

\* The disposal relates to the sale of a CentoTruck as part of a contract with a COVID-19 customer.

\*\* The disposal relates to various obsolete plant and machinery equipment mainly in relation to the ramp down of the COVID-19 business segment

\*\*\* The reclass from right-of-use assets represents assets purchased at the end of the lease.

The Group prospectively adjusted the estimated useful lives of COVID-19 related property, plant and equipment to a remaining estimated useful life of eight months, with effect at the beginning of the third quarter 2021 due to management's decision to ramp down the COVID-19 business segment. This prospective change in estimate resulted in accelerated depreciation expense of EUR2,821k for the year ended December 31, 2021.

**13 Right-of-use assets**

The Group has lease contracts for land and buildings and offices in Germany and the United States, as well as various items of plant, machinery, motor vehicles and other equipment used in its operations. Leases for land and buildings is related to the sale and leaseback transaction of the Rostock headquarters building with a lease term of 12 years, while the lease terms of offices in Berlin and Boston, Massachusetts are 12 years and 4 years respectively. Leases of plant and machinery and other equipment generally have lease terms between 2 and 4 years, while motor vehicles generally have lease terms of 3 years. The Group's obligations under its leases are secured by the lessor's title to the leased assets. Generally, the Group is restricted from subleasing the leased assets. In addition, a bank guarantee of EUR 3,000k (which is secured by cash deposit of EUR 2,443k) is required to be maintained for the leases of Rostock headquarters building and Berlin offices until the expiry or termination of the leases. Leases of certain plant and machineries were also secured with rental deposits of EUR 190k.

Confinant Audit & Assurance B.V.  
For identification purposes only.  
Related to auditor's report  
dated 31 May 2022.

**Notes to the consolidated financial statements as of December 31, 2021 and 2020 and  
for the three years ended December 31, 2021, 2020 and 2019**

The lease contract of Rostock headquarters building includes extension options. These options are negotiated by management to provide flexibility in managing the leased-asset portfolio and align with the Group's business needs. The lease of Rostock headquarters building allows the Group to extend the rental contract twice, each for a period of 6 years, after the expiration of agreement in September 2031 with rental payments of EUR 1,400k per annum. Such extension option was not included in the right-of-use assets and lease liabilities, as it is not reasonably certain that such extension option will be exercised.

The Group also has certain leases of motor vehicles and premises with lease terms of 12 months or less and leases of office equipment with low value. The Group applies the 'short-term lease' and 'lease of low-value assets' recognition exemptions for these leases.

Set out below are the carrying amounts of right-of-use assets and movements during the period:

| <b>In EUR k</b>                          | <b>Buildings*</b> | <b>Offices</b> | <b>Plant and equipment</b> | <b>Other equipment</b> | <b>Motor Vehicles</b> | <b>Total</b>  |
|--|-------------------|----------------|----------------------------|------------------------|-----------------------|---------------|
| <b>As of January 1, 2020</b>             | <b>13,126</b>     | <b>4,407</b>   | <b>6,989</b>               | <b>390</b>             | <b>20</b>             | <b>24,932</b> |
| Additions                                | —                 | 426            | 1,265                      | 1,112                  | 37                    | 2,840         |
| Reclass to property, plant & equipment** | —                 | —              | (1,992)                    | —                      | —                     | (1,992)       |
| Depreciation expenses                    | (1,121)           | (657)          | (1,675)                    | (187)                  | (20)                  | (3,660)       |
| <b>As of December 31, 2020</b>           | <b>12,005</b>     | <b>4,176</b>   | <b>4,587</b>               | <b>1,315</b>           | <b>37</b>             | <b>22,120</b> |
| Additions                                | —                 | 133            | 1,121                      | 179                    | 19                    | 1,452         |
| Reclass to property, plant & equipment** | —                 | —              | (672)                      | —                      | —                     | (672)         |
| Depreciation expenses                    | (1,121)           | (970)          | (1,745)                    | (138)                  | (22)                  | (3,996)       |
| <b>As of December 31, 2021</b>           | <b>10,884</b>     | <b>3,339</b>   | <b>3,291</b>               | <b>1,356</b>           | <b>34</b>             | <b>18,904</b> |

\* As the lease of land and buildings are made through one contract, all the related right-of-use assets are allocated to Buildings.

\*\* Reclass of leased assets to PP&E (note 12) represents purchased assets at the end of lease term.

Set out below are the carrying amounts of lease liabilities and the movements during the period:

| <b>in EUR k</b>          | <b>2021</b>   | <b>2020</b>   |
|--------------------------|---------------|---------------|
| <b>As of January 1</b>   | <b>21,205</b> | <b>21,704</b> |
| Additions                | 1,452         | 3,654         |
| Interest expenses        | 584           | 865           |
| Payments                 | (4,516)       | (5,018)       |
| <b>As of December 31</b> | <b>18,725</b> | <b>21,205</b> |
| <b>Current</b>           | <b>3,137</b>  | <b>3,528</b>  |
| <b>Non-current</b>       | <b>15,588</b> | <b>17,677</b> |

The maturity analysis of lease liabilities is disclosed in note 21.

The following are the amounts recognised in profit or loss:

| <b>in EUR k</b>                                   | <b>2021</b>   | <b>2020</b>  | <b>2019</b>  |
|---|---------------|--------------|--------------|
| Depreciation expense of right-of-use assets       | 3,996         | 3,660        | 1,807        |
| Interest expenses on lease liabilities            | 584           | 865          | 339          |
| Rent expenses—short-term leases                   | 7,175         | 1,695        | 185          |
| Rent expense—leases of low-value assets           | 48            | 33           | 25           |
| <b>Total amounts recognized in profit or loss</b> | <b>11,803</b> | <b>6,253</b> | <b>2,356</b> |

Confinant Audit & Assurance B.V.  
For identification purposes only.  
Related to auditor's report  
dated 31 May 2022.

**Notes to the consolidated financial statements as of December 31, 2021 and 2020 and  
for the three years ended December 31, 2021, 2020 and 2019**

The Group had total cash outflows for leases of EUR 11,739k in 2021 (2020: EUR 6,746k; 2019: EUR 3,256k). The future cash outflows relating to non-cancellable short-term leases and leases of low-value assets, are disclosed in note 24.

**14 Inventories**

| in EUR k                                | Dec 31, 2021 | Dec 31, 2020  |
|---|--------------|---------------|
| Raw materials, consumables and supplies | 3,831        | 11,167        |
| Finished goods and merchandise          | 38           | 238           |
| <b>Inventories</b>                      | <b>3,869</b> | <b>11,405</b> |

Management assessed inventory obsolescence on all COVID-19 related inventories which resulted in an inventory write-off included within cost of sales in the amount of € 1,795k (2020: nil).

In the year ended December 31, 2021, raw materials, consumables and changes in inventories of finished goods recorded as expenses under “cost of sales” came to EUR 70,089k (2020: EUR 41,594k; 2019: EUR 11,285k).

**15 Trade and other receivables and other assets**

| in EUR k  | Dec 31, 2021  | Dec 31, 2020  |
|---|---------------|---------------|
| <b>Non-current</b>  |               |               |
| Other assets—Rental deposits  | 2,922         | 1,867         |
| Other assets—Others   | 50            | 100           |
|   | <b>2,972</b>  | <b>1,967</b>  |
| <b>Current</b>  |               |               |
| Trade receivables   | 21,065        | 25,656        |
| Contract assets   | 3,272         | 3,543         |
| Other assets  | 5,453         | 8,286         |
|   | <b>29,790</b> | <b>37,485</b> |
| <b>Total non-current and current trade and other receivables and other assets</b> | <b>32,762</b> | <b>39,452</b> |

**Other non-current assets**

The non-current portion of other assets mainly include cash deposit of EUR 2,250k, used to secure a bank guarantee of EUR 3,000k, relating to the leases of Rostock headquarters building, cash deposits of EUR 193k, used to secure a bank guarantee of EUR 257k, relating to the leases of Berlin office, cash deposits of EUR 289k relating to the leases of other offices and laboratories located in Germany and EUR 190k for the leases of certain plant and machineries. It also includes the non-current part of the consideration receivable for the sale of LPC of EUR 50k (see note 8.2).

**Trade receivables**

Trade receivables are non-interest bearing and are generally due in 30 to 90 days. In general, portfolio-based expected credit loss allowances are recognized on trade receivables and contract assets (see note 21.2).

**Other current assets**

Other current assets include VAT receivables of EUR 253k (2020: EUR 226k), prepaid expenses of EUR 3,346k (2020: EUR 4,431k), receivables related to exercised share-based payment grants of EUR 116k (2020: EUR 1,253k), receivables related to COVID-19 bank or credit card transactions of EUR 612k (2020: EUR 1,076k), as well as receivables from grants of EUR Nil (2020: EUR 442k).

**Notes to the consolidated financial statements as of December 31, 2021 and 2020 and  
for the three years ended December 31, 2021, 2020 and 2019**

**16 Cash and short-term deposits**

As of December 31, 2021, the Group has pledged its short-term deposits with carrying amount of EUR 938k (2020: EUR 1,500k) and EUR 2,500k (2020: EUR 2,500k) respectively, to fulfil collateral requirements in respect of existing secured bank loan and overdraft facility up to EUR 2,500k. In addition, the Group has pledged its short-term deposits of EUR 1,000k (2020: EUR 1,000k) related to two other overdraft facilities worth EUR 500k each.

The restriction applying to the collateral may be terminated at any time subject to the full amount of the relevant bank loans and the overdrafts being repaid.

**Equity and liabilities**

**17 Equity**

**Issued capital and capital reserve**

| <i>in thousands of shares</i>                 | 2021          | 2020          |
|---|---------------|---------------|
| Common shares as of Jan 1, fully paid         | 22,118        | 19,861        |
| Issued shares                                 | —             | 2,000         |
| Exercise of options                           | 450           | 256           |
| Common shares issued as of Dec 31, fully paid | <u>22,568</u> | <u>22,118</u> |

| <i>in thousands of shares</i>             | as of<br>Dec 31, 2021 | as of<br>Dec 31, 2020 |
|---|-----------------------|-----------------------|
| Authorized common shares of EUR 0.12 each | 79,000                | 79,000                |

**Common Shares**

In July 2020, the Company completed a follow-on public offering of 3,500,000 common shares of the Company, consisting of 2,000,000 common shares offered by the Company and 1,500,000 common shares offered by selling shareholders at a price to the public of USD 14.00 per common share (i.e. EUR 12.71 per share). Aggregate offering proceeds, net of underwriting discounts, commissions and transaction costs, were EUR 22 million to the Company.

As of December 31 2021, 22,567,971 common shares of Centogene N.V. with a nominal value of EUR 0.12 were issued and fully paid up (2020: 22,117,643). As of December 31, 2021, the authorized, but unissued common share capital amounted to EUR 6,772k (2020: EUR 6,826k).

The holders of common shares are entitled to the Company's approved dividends and other distributions as may be declared from time to time by the Company, and is entitled to vote per share on all matters to be voted at the Company's annual general meetings.

**Capital reserve**

As of December 31, 2021, capital reserve included a share premium of EUR 106,665k (2020: EUR 107,498k), being amounts paid in by shareholders at the issuance of shares in excess of the par value of the shares issued, net of any transaction costs incurred for the share issuance.

The capital reserve consists of the share premium account and amounts recorded in respect of share-based payments. For additional information on the share-based payments, please refer to note 20.



**Notes to the consolidated financial statements as of December 31, 2021 and 2020 and  
for the three years ended December 31, 2021, 2020 and 2019**

**18 Capital management**

The Group's objectives when managing capital are to safeguard the Company's ability to continue as a going concern and finance all necessary sustainable developments, so that it can continue to provide returns for shareholders and benefits for other stakeholders. In particular, care is taken and an optimal capital structure is strived for to reduce the cost of capital. With the IPO in November 2019, follow-on public offering of July 2020, warrant issuance and aggregate debt financing in February 2022, the Group is focused on achieving a healthy capital base to increase the confidence of investors and the capital market.

The Group manages its capital structure and makes adjustments in light of changes in economic conditions and the risk characteristics of its activities. To maintain or adjust the capital structure, the Group may adjust the return to shareholders, issue new shares, or pay additional interests to reduce debt.

**19 Financial liabilities**

**19.1 Interest-bearing loans**

| in EUR k   | Dec 31, 2021  | Dec 31, 2020  |
|--|---------------|---------------|
| <b>Non-current liabilities</b>                   |               |               |
| Non-current portion of secured bank loans        | -             | 401           |
| <b>Total non-current loans</b>                   | -             | 401           |
| Lease liabilities                                | 15,394        | 17,677        |
| <b>Total non-current liabilities</b>             | <b>15,394</b> | <b>18,078</b> |
| <b>Current liabilities</b>                       |               |               |
| Current portion of secured bank loans            | 505           | 567           |
| Other bank loans                                 | —             | 387           |
| Bank overdrafts                                  | 3,310         | 1,538         |
| <b>Total current loans</b>                       | <b>3,815</b>  | <b>2,492</b>  |
| Current portion of lease liabilities             | 3,331         | 3,528         |
| <b>Total current liabilities</b>                 | <b>7,146</b>  | <b>6,020</b>  |
| <b>Total non-current and current liabilities</b> | <b>22,540</b> | <b>24,098</b> |

As of December 2021, short-term cash deposits of EUR 938k (2020: EUR 1,500k) were used to secure the remaining bank loan outstanding (see note 16).

**Notes to the consolidated financial statements as of December 31, 2021 and 2020 and  
for the three years ended December 31, 2021, 2020 and 2019**

The following table is based on the original terms and conditions:

**Conditions and statement of liabilities**

The outstanding interest-bearing loans as of December 31, 2021 and 2020 have the following conditions:

| in EUR k  | Currency | Nominal<br>interest rate | Maturity | Dec 31, 2021      |                    | Dec 31, 2020      |                    |
|---|----------|--------------------------|----------|-------------------|--------------------|-------------------|--------------------|
|   |          |                          |          | Nominal<br>amount | Carrying<br>amount | Nominal<br>amount | Carrying<br>amount |
| Secured bank loan                                       | EUR      | 2.95%                    | 2017-22  | 505               | 505                | 968               | 968                |
| Other bank loan   | USD      | 1%                       | 2020-22  | —                 | —                  | 387               | 387                |
| Bank overdrafts   | EUR      | 4.75%                    | Rollover | 499               | 499                | 498               | 498                |
| Bank overdrafts   | EUR      | 3.75%                    | Rollover | 2,329             | 2,329              | 628               | 628                |
| Bank overdrafts   | EUR      | 4.50%                    | Rollover | 482               | 482                | 412               | 412                |
| Lease liabilities                                       | EUR      | 2.1%-3.5%*, 5.4%-9.1%    | 2017-31  | 18,725            | 18,725             | 21,205            | 21,205             |
| <b>Total interest-bearing<br/>financial liabilities</b> |          |                          |          | <b>22,540</b>     | <b>22,540</b>      | <b>24,098</b>     | <b>24,098</b>      |

\* represents the incremental borrowing rate of the Group at the commencement of the leases

The bank overdrafts of EUR 2,329k as of December 31, 2021 (2020: EUR 628k) were secured by short-term deposits with a carrying amount of EUR 2,500k (2020: EUR 2,500k) (see note 16). The other bank overdrafts of EUR 981k (2020: EUR 910k) are secured over two short-term deposits with a carrying amount of EUR 500k each as at year end December 31, 2021 (see note 16).

**19.2 Trade payables and other liabilities**

| in EUR k                                    | Dec 31, 2021  | Dec 31, 2020  |
|---|---------------|---------------|
| Trade payables                              | 11,252        | 31,736        |
| Government grants (deferred income)         | 9,396         | 10,292        |
| Contract liabilities                        | 4,842         | 4,479         |
| Others                                      | 14,632        | 13,483        |
| <b>Trade payables and other liabilities</b> | <b>40,122</b> | <b>59,990</b> |
| Non-current                                 | 8,028         | 8,950         |
| <b>Current</b>                              | <b>32,094</b> | <b>51,040</b> |

Government grants mainly include investment-related government grants. These were received for the purchase of certain items of property, plant and equipment for the research and development facilities in Mecklenburg-Western Pomerania, including the Rostock facility. The grants were issued in the form of investment subsidies as part of the joint federal and state program, "Verbesserung der regionalen Wirtschaftsstruktur" (improvement of the regional economic structure) in connection with funds from the European Regional Development Fund. Additional grants received during the year ended December 31, 2021 amounted to EUR 168k (2020: EUR 390k).

In addition, other liabilities include a provision for outstanding invoices of EUR 4,978k (2020: EUR 1,245k), personnel-related liabilities for vacation and bonuses totaling EUR 4,812k (2020: EUR 4,032k), a VAT payable of EUR 905k (2020: EUR 4,578k), as well as liabilities for wage and church tax of EUR 1,040k (2020: EUR 1,988k).

**20 Share-based payments**

As of December 31, 2021 and 2020, the Group had the following share-based payment arrangements.

**(i) Virtual share option program 2016 (cash-settled)**

On July 1, 2016, the Group established a virtual share option program (the "2016 VSOP") under Centogene AG. The completion of IPO in November 2019 was defined as one of the "exit events" in the 2016 VSOP program. Accordingly, all options

Confinant Audit & Assurance B.V.  
For identification purposes only.  
Related to auditor's report  
dated 31 May 2022.

**Notes to the consolidated financial statements as of December 31, 2021 and 2020 and  
for the three years ended December 31, 2021, 2020 and 2019**

granted under the 2016 VSOP vested immediately in full upon the completion of the IPO. In addition, holders of vested options are entitled to receive a direct cash payment from the Company according to the calculation as stipulated in the program, which is determined based on the IPO price of the shares of Centogene N.V. and the exercise prices of the vested options. The payment to the option holders will be reimbursed by the original shareholders of the Company at the same time as the obligation to pay the options holders arises. Upon the completion of the July 2020 Offering, the relevant payments of EUR 2,768k to the holders of vested options were settled by the proceeds received from such original shareholders from the sale of their shares.

**(ii) 2019 Equity Incentive Plan (2019 Plan)**

In conjunction with the consummation of the IPO, the Company established a new long-term incentive plan (the “2019 Plan”) with the purpose of advancing the interests of our shareholders and other stakeholders by enhancing our ability to attract, retain and motivate individuals who are expected to make important contributions to us. The 2019 Plan governs issuances of equity and equity-based incentive awards from and after the consummation of the IPO. Awards under the 2019 Plan may be granted to our employees, the members of our management board and supervisory board, consultants or other advisors. As of January 1, 2022 the maximum number of common shares underlying awards that may be granted pursuant to the 2019 Plan (other than replacement awards) will not exceed 22% of the Company’s issued share capital. Such maximum number will be increased on January 1 of each calendar year, by an additional number of common shares equal to 3% of the Company’s issued share capital on such date (or a lower number of common shares as determined by the management board or supervisory board, where appropriate on the basis of a recommendation of the compensation committee (as the case may be, as prescribed by the 2019 Plan and, collectively, the “Committee”).

In the event of a good leaver’s (as defined in the 2019 Plan) termination of employment or service, all vested awards will be exercised or settled in accordance with their terms within a period specified by the Committee and all unvested awards will be cancelled automatically unless decided otherwise by the Committee. In the event of a bad leaver’s (as defined in the 2019 Plan) termination of employment or service, all vested and unvested awards will be cancelled automatically without compensation. Pursuant to an amendment to the 2019 Plan applicable to awards granted in the period between September 11, 2020 and November 25, 2020, unless otherwise determined by the Committee, in the event of a good leaver’s termination of employment or service, all unvested awards will vest in full and all vested awards that have not yet been exercised or settled must be exercised or settled in accordance with their terms within a period specified by the Committee. If those awards are not exercised or settled within such period, they will be cancelled automatically without compensation. This arrangement is applicable to awards granted in the above-mentioned period only (see note 20(v)).

In the event of a change in control of the Company (as defined in the 2019 Plan), outstanding awards that will be substituted or exchanged for equivalent replacement awards, in connection with the change in control will be cancelled. Outstanding rewards that are not substituted or exchanged for equivalent replacement awards, in connection with the change in control will immediately vest and settle in full, unless otherwise decided by the Committee.

The grants disclosed in the following paragraphs were granted under the 2019 Plan.

**(iii) Equity share option - Replacement (ESOP/ VSOP 2017)**

In 2017, the Group established another virtual share option program (the “2017 VSOP”) that entitled the management board to grant virtual share options to individuals, in regard to services they provide and their continuous commitment to the Group. As part of the corporate reorganization, in connection with the IPO (see note 1), a transfer agreement was entered into between the holders of options granted under the 2017 VSOP, Centogene AG and the Company in November 2019, according to which, the 2017 VSOP was terminated, and the option holders were instead granted new share options of the Centogene N.V. under the 2019 Plan (as defined and discussed above), determined based on the IPO price of the shares of Centogene N.V. and the number of options granted under the 2017 VSOP. These share options were issued to the holders of options originally granted under 2017 VSOP as part of the corporate reorganization to replace the cash-settled share-based program.

The number of options granted to each holder was based on the number of options granted to them under 2017 VSOP and the IPO price of Centogene N.V. Accordingly, during 2019, 805,308 new share options were granted pursuant to the Centogene N.V. 2019 Plan, with each option representing the right to acquire one common share of Centogene N.V., with an exercise price equal to the

Confinant Audit & Assurance B.V.  
For identification purposes only.  
Related to auditor's report  
dated 31 May 2022.

**Notes to the consolidated financial statements as of December 31, 2021 and 2020 and  
for the three years ended December 31, 2021, 2020 and 2019**

nominal value of a share of Centogene N.V., which is EUR 0.12. The options were considered vested upon the completion of the IPO, but were not exercisable in the first 180 days after the IPO (lock-up period).

|                                      | 2021           |             | 2020           |             |
|--------------------------------------|----------------|-------------|----------------|-------------|
|                                      | Number         | WAEP        | Number         | WAEP        |
| Outstanding as of January 1          | 549,005        | 0.12        | 805,308        | 0.12        |
| Granted during the year              | —              | 0.12        | —              | 0.12        |
| Cancelled during the year            | —              | 0.12        | —              | 0.12        |
| Exercised during the year            | (191,565)      | 0.12        | (256,303)      | 0.12        |
| <b>Outstanding as of December 31</b> | <b>357,440</b> | <b>0.12</b> | <b>549,005</b> | <b>0.12</b> |
| Vested as of December 31             | 357,440        | 0.12        | 549,005        | 0.12        |
| Exercisable as of December 31        | 357,440        | 0.12        | 549,005        | 0.12        |

During 2020, 256,303 options were exercised. The weighted average share price at the date of exercise was USD 12.13. During 2021, 191,565 options were exercised. The weighted average share price at the date of exercise was USD 9.76.

The contractual term of the share options as of December 31, 2021 is eight years.

The share options issued under ESOP 2017 are equity-settled and the fair value of the options were recognized in equity under capital reserve on the date of grant.

**(iv) Equity share option 2019 (ESOP 2019) to Flemming Ornskov**

In 2019, an agreement was entered into between the Company and Flemming Ornskov. According to this agreement, a total of 396,522 options, each option representing the right to acquire one common share, were granted pursuant to the 2019 Plan for his services as chairman of the supervisory board, with an exercise price equaling the IPO price, which is EUR 12.58 per share, on the date of the IPO of the Company. The vesting period was three years commencing on March 31, 2019 as the grant date, during which one-third of the granted options would vest at the end of each year of grant.

The contractual term of the share options as of December 31, 2019 was ten years and the weighted average fair value of options outstanding was EUR 9.08. The share options issued under “ESOP 2019” will be equity-settled and the fair value of the options were recognized in equity under capital reserve, based on the fair value on the date of grant, and will be charged to profit or loss over the vesting period using the graded approach.

On December 18, 2020, in an extraordinary general meeting of shareholders of Centogene N.V., the shareholders approved the grant of 300,000 restricted stock units (“RSUs”) to Flemming Ornskov under the 2019 Plan, which replaced the ESOP 2019 and pursuant to which Flemming Ornskov will forfeit the options awarded to him thereunder in exchange for the RSUs granted to him. The RSUs will expire after ten years, will not be subject to any other performance criteria, will have no exercise price and will be settled in shares. With respect to the RSUs granted:

1. 33% will vest immediately;
2. the remaining 67% will vest in two equal annual instalments on each relevant anniversary of October 1 following the date of grant; and

**Notes to the consolidated financial statements as of December 31, 2021 and 2020 and for the three years ended December 31, 2021, 2020 and 2019**

3. will vest in full upon the occurrence of a change in control (as defined in the 2019 Plan), provided that the holder of the awards is an eligible participant (as defined in the 2019 Plan) on the date of such change in control.

|  | 2021    |            | 2020      |       |
|--|---------|------------|-----------|-------|
|  | Number  | WAEP (EUR) | Number    | WAEP  |
| Outstanding as of January 1                | 300,000 | —          | 396,522   | 12.58 |
| Cancelled during the year                  | —       | —          | (396,522) | 12.58 |
| Replacement awards granted during the year | —       | —          | 300,000   | —     |
| Granted during the year                    | —       | —          | —         | —     |
| Exercised during the year                  | —       | —          | —         | —     |
| Outstanding as of December 31              | 300,000 | —          | 300,000   | —     |
| Vested as of December 31                   | 200,000 | —          | 100,000   | —     |
| Exercisable as of December 31              | 200,000 | —          | 100,000   | —     |

The replacement of the ESOP 2019 and the grant of new RSUs of Centogene N.V. was accounted for as modification under IFRS 2. The incremental fair value of EUR 135k has been recorded in the statement of comprehensive income over the vesting period of the replacement grant.

**(v) 2020 grants to management board and employees**

On September 11, 2020, the Supervisory Board granted members of the management board the following options and RSUs under the 2019 Plan:

- a. to the Company's former CEO Arndt Rolfs: 36,175 Options and 72,350 RSUs;
- b. to the Company's former CFO Richard Stoffelen: 16,250 Options and 32,250 RSUs; and
- c. to the Company's CIO Volkmar Weckesser: 15,000 Options and 30,000 RSUs.

On September 11, 2020, the management board granted 87,500 options and 75,000 RSUs to other key current and former executive officers under the 2019 Plan. On October 15, 2020, 251,500 RSUs were granted to employees, subject to the terms of the 2019 Plan, the applicable award agreement and the terms specified in the authorization from the Supervisory Board for this purpose.

Apart from one award that immediately vested in full on the grant date and another award that vests in three equal tranches on each anniversary of its date of first employment, all other awards referred to above will vest in three equal tranches from January 1 following the grant date, in accordance with the following vesting schedule:

- i. one third of the award vests on January 1, 2021;
- ii. one third of the award vests on January 1, 2022; and
- iii. one third of the award vests on January 1, 2023.

All of the foregoing awards vest in full when the participant is considered to be a good leaver within the meaning of the 2019 Plan effective as of grant date, as discussed in note 20(ii). As a result, unrecognized costs related to any unvested part of the award of a good leaver will result in accelerated recognition of these unrecognized costs in the statement of comprehensive income in the period when the employment contract has been terminated. Furthermore, all of the foregoing awards vest upon the occurrence of a change of control as defined by the 2019 Plan, unless the holder is no longer eligible to participate in the 2019 Plan at that time.

The options referred to above vest only if the 20 trading day volume-weighted average stock price of the Company's shares preceding the vesting date of each tranche exceeds the exercise price of USD 11.60. This hurdle is considered a market condition. Therefore, expenses would not be reversed, if the tranches do not ultimately vest. As the 20 trading day volume-weighted average stock price did not exceed the exercise price as of January 1, 2022, the second tranche did not vest on January 1, 2022.

**Notes to the consolidated financial statements as of December 31, 2021 and 2020 and  
for the three years ended December 31, 2021, 2020 and 2019**

**(vi) 2021 grants to management board and employees**

During the year ended December 31, 2021 the following awards were granted under 2019 Plan:

| <b>Award Type<br/>(2019 Plan)</b> | <b>Market/<br/>Performance Based<br/>Vesting Conditions</b> | <b>Number of<br/>Awards</b> | <b>Vesting Conditions</b>   | <b>Expiration Date</b>         |
|-----------------------------------|---|-----------------------------|---|--------------------------------|
| RSUs                              | No  | 95,499                      | Four equal tranches over a four-year period, starting January 1, 2022, April 1, 2022 or on each anniversary of the grant date               | 10th anniversary of Grant Date |
| RSUs                              | No  | 30,000                      | Three equal tranches over a three-year period starting January 1, 2022  | 10th anniversary of Grant Date |
| RSUs                              | No  | 15,000                      | Three equal tranches of which the first tranche vested immediately and the two remaining annual tranches will vest starting January 1, 2022 | 10th anniversary of Grant Date |
| RSUs                              | No  | 22,936                      | Four equal tranches over a four-year period, starting October 1, 2022 on each anniversary of the grant date                                 | 10th anniversary of Grant Date |
| Options                           | Yes   | 15,000                      | Three equal tranches over a three-year period starting January 1, 2022  | 10th anniversary of Grant Date |
| RSUs                              | No  | 3,891                       | Four equal tranches over a four-year period starting January 1, 2022  | 10th anniversary of Grant Date |

The grant date fair value of these grants will be recognized in profit or loss over the service period by using the graded approach. 15,000 of the options referred to above vest only if the 20 trading day volume-weighted average stock price of the Company's shares preceding the vesting date of each tranche exceeds the exercise price of US\$ 12.52. This hurdle is considered a market condition. Therefore, expenses would not be reversed, if the tranches do not ultimately vest.

The RSUs referred to above have no performance-based vesting criteria. Each RSU represents a right to receive a payment in cash or shares equal to the value of the RSU at the exercise date. The Company has a choice to settle either in cash, in shares or a combination thereof. In line with this policy, both types of awards are to be settled in shares and expire on the 10th anniversary of the grant date.

**(vii) 2020 grants to Dr. Andrin Oswald**

In 2020, the Company and Mr. Oswald entered into an award agreement under the 2019 Plan pursuant to which Mr. Oswald will receive certain awards in the form of RSUs. According to the award agreement, a total of 324,000 RSUs were granted on December 1, 2020, subject to the purchase of ordinary shares of the Company on the open market in the amount of CHF 1,000k after the grant date, which will vest in four equal annual installments following December 1, 2020, subject to Mr. Oswald's continued services with the Company and continued ownership of the a number of shares equal or higher than the number of purchased shares. On September 5, 2021 the Supervisory Board approved an amendment to this agreement. Under the amended award agreement, the RSUs vest in 14 equal quarterly installments following July 30, 2021 with final vesting date on December 1, 2024, subject to the purchase of ordinary shares of the Company on the open market in the amount of CHF 1,000k by June 30, 2022, and Mr. Oswald's continued services with the Company. Further, the RSUs will vest pro rata to the number of shares actually purchased up to the full investment amount of CHF 1,000k on each quarterly installment prior to the share purchase deadline and are subject to the continued ownership of a number of shares equal or higher than the pro rata number of shares actually purchased on each applicable vesting date or share purchase deadline. The amendment did not result in incremental fair value of the award. The grant date fair value shall be recognized in the statement of comprehensive loss over the remaining vesting period based on the modified vesting schedule using the graded approach.

The RSUs referred to above have no performance-based vesting criteria. RSUs represent a right to receive a payment equal to the value of the RSU at the exercise date. All the RSUs will vest in four equal annual installments following the grant date, subject to

Confinant Audit & Assurance B.V.  
For identification purposes only.  
Related to auditor's report  
dated 31 May 2022.

**Notes to the consolidated financial statements as of December 31, 2021 and 2020 and  
for the three years ended December 31, 2021, 2020 and 2019**

Mr. Oswald's continued service with the Company as of the vesting date and will be charged to profit or loss over the period by using the graded approach.

Additionally, a total of 500,000 performance-based vesting RSUs were granted to Mr. Oswald on December 1, 2020, subject to the following conditions:

1. 200,000 RSUs will vest if the applicable volume-weighted average stock price of the Company equals or exceeds USD 24 in any consecutive three month period prior to January 1, 2023 (for these RSUs, the "initial vesting date"). To the extent that this hurdle will not be met, these RSUs will be forfeited in their entirety.
2. 300,000 RSUs will vest if the applicable volume-weighted average stock price of the Company equals or exceeds USD 33 in any consecutive three month period prior to January 1, 2024 (for these RSUs, the "initial vesting date"). To the extent that this hurdle will not be met, these RSUs will be forfeited in their entirety.

The hurdle to the performance-vesting RSUs is considered a market condition. Therefore, expenses would not be reversed, if the market condition is not met. All the performance-vesting RSUs will vest in four equal annual installments following the relevant initial vesting date, if the applicable performance hurdles are met, and subject to Mr. Oswald's continued service with the Company as of the vesting date and will be charged to profit or loss over the vesting period using the graded approach. If Mr. Oswald's service with the Company terminates for any reason, any unvested RSUs will immediately be forfeited. The foregoing awards that have been granted vest in full upon the occurrence of a change in control as defined in the agreement, provided that Mr. Oswald is still eligible to participate in the 2019 Plan and in continuous service with the Company through the date of such change in control (see "Note 27 Subsequent Developments" of our consolidated financial statements as of and for the year ended December 31, 2021).

The contractual term of the RSUs is ten years from the respective grant dates. The RSUs issued are equity-settled.

**(viii) 2021 and 2020 supervisory board grants**

In connection to the IPO 10,000 Share Options have been granted as an extraordinary incentive to Mr. Berndt Modig as approved in the Annual General Meeting on June 24, 2021. The Options have a strike price of USD 14 and getting vested in four equal installments following the grant date.

In 2020, an agreement was entered into between the Company and Peer Schatz, as member of our supervisory board. According to this agreement, a total of 300,000 RSUs were granted pursuant to the 2019 Plan to Mr. Schatz. The RSUs will vest in four equal annual instalments on each relevant anniversary of November 25, 2020. The grant was approved in the Company's extraordinary general meeting of shareholders on December 18, 2020. The contractual term of the RSUs is ten years from grant date. The RSUs are not subject to performance criteria and will be settled in shares.

In the same extraordinary general meeting of shareholders on December 18, 2020, shareholders also approved a new incentive compensation scheme for supervisory board members, under which certain members of the supervisory board will annually receive an award of options and RSUs for ordinary shares of the Company under the 2019 Plan with a target value of EUR 80,000 multiplied by the LTI factor. For each award, RSUs will constitute 75% of the value of the award while options will constitute the remaining 25% of the value of the award. The LTI factor will be 100% or less based on the volume-weighted average stock price of the shares over a 60 trading day period preceding December 31 of the relevant financial year. Furthermore, the chairman and vice-chairman of the supervisory board will each annually receive an additional award with a value of EUR 60,000 and EUR 40,000, respectively, multiplied by the LTI factor as of the financial year 2023; the chairman of the audit committee and the chairman of the compensation committee will each annually receive an additional award with a value of EUR 40,000 and EUR 8,000, respectively, multiplied by the LTI factor. The awards will be granted retrospectively for the preceding financial year following the audit of the Company's annual accounts over such financial year, with the first annual awards to be granted in 2021 (in respect of the 2020 financial year). The awards will vest in four equal annual instalments on each relevant anniversary of the grant date, will expire on the ten-year anniversary of the grant date and are not subject to any performance criteria.

The options and RSU awards referred above have a service commencement date of December 18, 2020, based on when the understanding was reached between the Company and the holders regarding the required services to contribute to the achievement of

**Notes to the consolidated financial statements as of December 31, 2021 and 2020 and  
for the three years ended December 31, 2021, 2020 and 2019**

the long-term incentive targets. However, the grant date criteria for these awards will be met at each future annual grant date, upon the approval of the audited annual accounts, at such time when the terms and value of the awards to be granted become fixed.

The foregoing awards are equity-settled and will vest in full upon the occurrence of a change in control as defined in the agreement, unless the holder is no longer eligible to participate in the plan at that time. The awards will be charged to profit or loss over the service period using the graded approach, pursuant to the equal annual vesting instalments.

Additionally, in connection to this plan, Mr. Modig was granted 9,427 RSUs and 4,713 Share Options and Mr. Sheldon was granted 878 RSUs and 439 Share Options in 2021. The Options have a strike price of USD 9.92.

The awards will vest in four equal annual instalments on each relevant anniversary of the grant date and will vest in full upon a change in control of the Company (provided that the holder remains an eligible participant on the date of the change in control). The awards will expire on the ten-year anniversary of the grant date, are not subject to any performance criteria and will be settled in shares.

**Valuation of Options**

***Virtual share option program 2016 and 2017***

The fair values of the 2016 VSOP upon its exercise and 2017 VSOP upon its cancellation in 2019 were based on the cash payments to which the holders of the virtual options are entitled, which were calculated according to the formulae as stipulated in the respective programs. The cash payment is with reference to the share price of Centogene N.V. at the date of IPO.

***Equity share option 2017 and Equity share option 2019***

The fair values of ESOP 2017 and ESOP 2019 were estimated at the date of grant using the Black-Scholes option pricing model, taking into account the terms and conditions under which the share options were granted. The model takes into account historical and expected dividends, and the share price volatility of other public companies in the relevant industries to predict the share performance. There are no cash settlement alternatives for either the option holders or the Company.


The key assumptions used to derive the option value are set out below:

|                                 | 2019      |           |
|---------------------------------|-----------|-----------|
|                                 | ESOP 2017 | ESOP 2019 |
| Exercise price (EUR)            | 0.12      | 12.58     |
| Share price at grant date (EUR) | 12.58     | 12.58     |
| Volatility (%)                  | 70        | 70        |
| Risk-free interest rate (%)     | (0.7)     | (0.7)     |
| Dividend yield (%)              | 0         | 0         |
| Option term (years)             | 10        | 10        |

***Valuation of 2020 grants***

The fair value of the replacement awards granted to Flemming Ornskov under the 2019 Plan and the awards granted to other participants under the 2019 Plan in 2020 were estimated at the grant date. The fair value of the standard RSUs (i.e., those without performance-based vesting criteria) is based on the observed value of the underlying shares. As no dividend payments are expected over the vesting period, no further adjustment is required. The weighted average fair value of standard RSUs granted under the 2019 Plan during the year ended December 31, 2020 was USD 11.62.

The fair value of the ESOP 2019 replacement was estimated at the date of grant using the Black-Scholes option pricing model, taking into account the terms and conditions on which the options were granted. The fair value of the options and performance-based RSUs as of the grant date was determined using a Monte Carlo simulation model. The Monte Carlo simulation model utilizes

  
 Confinant Audit & Assurance B.V.  
 For identification purposes only.  
 Related to auditor's report  
 dated 31 May 2022.



**Notes to the consolidated financial statements as of December 31, 2021 and 2020 and  
for the three years ended December 31, 2021, 2020 and 2019**

multiple input variables to estimate the probability that market conditions will be achieved. The key assumptions used to derive the option and performance-based RSUs value and the weighted average fair value are set out below:

|                                   | 2020 Fair Value assumptions |         |                        |
|-----------------------------------|-----------------------------|---------|------------------------|
|                                   | ESOP 2019 Replacement       | Options | Performance Based RSUs |
| Exercise price (USD)              | 14.00                       | 11.60   | n/a                    |
| Share price at grant date (USD)   | 12.02                       | 11.05   | 12.54                  |
| Volatility (%)                    | 75                          | 75      | 88                     |
| Risk-free interest rate (%)       | 1.0                         | 0.8     | 0.2-0.3                |
| Dividend yield (%)                | 0                           | 0       | 0                      |
| Expected contractual life (years) | 8.9                         | 10      | 12.08-13.08            |
| Weighted average fair value (USD) | 12.02                       | 6.20    | 8.23                   |


**Valuation of 2021 grants**

The fair value of the options granted to the Mr. Modig and Mr. Sheldon was estimated at the date of grant using the Black-Scholes option pricing model, taking into account the terms and conditions on which the options were granted. In addition to that the fair value of the options granted to the Mr. Kim was estimated at the date of modification also using the Black-Scholes option pricing model. The awards granted to participants under the 2019 Plan in 2021 were estimated at the grant date. The fair value of the standard RSUs (i.e., those without performance-based vesting criteria) is based on the observed value of the underlying shares. As no dividend payments are expected over the vesting period, no further adjustment is required. The weighted average fair value of standard RSUs granted under the 2019 Plan during the year ended December 31, 2021 was USD 10.96. The key assumptions used to derive the option and performance-based RSUs value and the weighted average fair value are set out below:

|                                   | 2021 Fair Value assumptions      |                        |                 |                   |
|-----------------------------------|----------------------------------|------------------------|-----------------|-------------------|
|                                   | Options Mr. Modig and Mr.Sheldon | Add. Options Mr. Modig | Options Mr. Kim | Options 2019 Plan |
| Exercise price (USD)              | 9.92                             | 14.00                  | 11.60           | 12.52             |
| Share price at grant date (USD)   | 10.01                            | 10.01                  | 10.80           | 12.54             |
| Volatility (%)                    | 75                               | 75                     | 75              | 75                |
| Risk-free interest rate (%)       | 1.7                              | 1.7                    | 1.7             | 1.9               |
| Dividend yield (%)                | 0                                | 0                      | 0               | 0                 |
| Expected contractual life (years) | 10.0                             | 10                     | 9               | 10                |
| Weighted average fair value (USD) | 7.86                             | 7.45                   | 8.21            | 7.36              |

The expense recognized for the above share-based payment transactions during the year is shown in the following table:

| in EUR k  | 2021         | 2020         | 2019         |
|---|--------------|--------------|--------------|
| Expenses arising from cash-settled share-based payment transactions   | —            | —            | 5,714        |
| - 2016 VSOP   | —            | —            | 596          |
| - 2017 VSOP (2019: including modification gain)                       | —            | —            | 5,118        |
| Expenses arising from equity-settled share-based payment transactions | 8,035        | 5,658        | 704          |
| - ESOP 2019, including replacement by RSUs                            | 7,000        | 2,105        | 704          |
| - Grants to management board and employees                            | 985          | 3,217        | —            |
| - Grants to the CEO   | —            | 269          | —            |
| - Supervisory board grant   | 50           | 67           | —            |
| <b>Total expenses arising from share-based payment transactions</b>   | <b>8,035</b> | <b>5,658</b> | <b>6,418</b> |

  
 Confinant Audit & Assurance B.V.  
 For identification purposes only.  
 Related to auditor's report  
 dated 31 May 2022.

**Notes to the consolidated financial statements as of December 31, 2021 and 2020 and  
for the three years ended December 31, 2021, 2020 and 2019**

**Financial instruments**

**21 Financial instruments-fair values and risk management**

**21.1 Classifications and fair values**

The carrying values of the Group's financial assets and financial liabilities approximate their fair value.

**21.2 Financial risk management**

The Group is exposed to the following risks from the use of financial instruments:

- *Credit risk*
- *Liquidity risk*
- *Currency risk*

***Credit risk***

Credit risk is the risk that a counterparty will not meet its obligations under a financial instrument or customer contract, leading to a financial loss. The Group is exposed to credit risk from its operating activities (primarily trade receivables) and from its financing activities, including deposits with banks and financial institutions and foreign exchange transactions.

The carrying amount of the financial assets corresponds to the maximum default risk.

***Trade receivables and contract assets***

The Group utilizes a receivables management system that closely manages open items of major customers. The Group's customers in the pharmaceutical segment are mainly pharmaceutical companies which are usually listed companies, or strongly financed by private equity funds. The Group's customers in the diagnostics segment are mainly hospitals, labs and physicians, of which a large part are generating revenues. To avoid default, the Company may request prepayment for new business.

In addition to the macroeconomic situation generally, the development of international healthcare markets is a key economic factor in assessing the default risk related to trade receivables and contract assets. These markets are closely monitored by the Group.

An impairment analysis is performed at each reporting date using a provision matrix to measure expected credit losses. The provision rates are based on days past due for groupings of various customer segments with similar loss patterns (i.e. by customers from different segment; customers from different geographical region and customer type). The calculation reflects the probability weighted outcome, the time value of money and reasonable and supportable information that is available at the reporting date about past events, current conditions and forecasts of future economic conditions. The maximum exposure to credit risk at the reporting date is the carrying value of each class of financial assets disclosed in note 15. The Group does not hold collateral as security and does not request letters of credit or other forms of credit insurance. The Group evaluates the concentration of risk with respect to trade receivables and contract assets and recorded credit losses reflecting the expected lifetime loss, based on different types of customers.

Considering the major exposure to the credit risk arising from the diagnostics segment, the Group focused its impairment analysis on the trade receivables due from customers in the diagnostic segment, in particular the MENA and Europe regions as they represent the majority of that segment's revenue. In addition to applying the provision matrix, the Group performed an individual customer analysis on major debtors, with reference to the past history (such as sales and collection in the previous periods) and the assessment of their current financial condition and other relevant factors and evaluated if additional specific impairment losses would be necessary.

**Notes to the consolidated financial statements as of December 31, 2021 and 2020 and  
for the three years ended December 31, 2021, 2020 and 2019**

Set out below is the information regarding the credit risk exposure of the Group's trade receivables and contract assets using a provision matrix.

| <b>As of December 31, 2021</b>   |                           |                     |                             |                             |                                      |
|----------------------------------|---------------------------|---------------------|-----------------------------|-----------------------------|--------------------------------------|
| <b>in EUR k</b>                  | <b>Total Gross amount</b> | <b>Not past due</b> | <b>Past due 1 - 30 days</b> | <b>Past due 31- 90 days</b> | <b>Past due by more than 90 days</b> |
| Middle East                      | 13,968                    | 3,999               | 1,013                       | 2,056                       | 6,900                                |
| Europe                           | 11,486                    | 10,771              | 351                         | 259                         | 105                                  |
| Latin America                    | 683                       | 531                 | 23                          | 72                          | 57                                   |
| North America                    | 3,787                     | 2,562               | 79                          | 203                         | 943                                  |
| Asia Pacific                     | 130                       | 115                 | 9                           | 6                           | (1)                                  |
| <b>Total</b>                     | <b>30,054</b>             | <b>17,978</b>       | <b>1,475</b>                | <b>2,596</b>                | <b>8,004</b>                         |
| <b>Expected credit loss rate</b> | <b>19 %</b>               | <b>0.9 %</b>        | <b>7.7 %</b>                | <b>11.7 %</b>               | <b>64.1 %</b>                        |
| <b>Expected credit loss</b>      | <b>5,717</b>              | <b>167</b>          | <b>114</b>                  | <b>304</b>                  | <b>5,132</b>                         |

| <b>As of December 31, 2020</b>   |                           |                     |                             |                             |                                      |
|----------------------------------|---------------------------|---------------------|-----------------------------|-----------------------------|--------------------------------------|
| <b>in EUR k</b>                  | <b>Total Gross amount</b> | <b>Not past due</b> | <b>Past due 1 - 30 days</b> | <b>Past due 31- 90 days</b> | <b>Past due by more than 90 days</b> |
| Middle East                      | 10,515                    | 3,338               | 486                         | 385                         | 6,306                                |
| Europe                           | 20,017                    | 19,193              | 706                         | 113                         | 5                                    |
| Latin America                    | 387                       | 313                 | 24                          | 13                          | 37                                   |
| North America                    | 2,870                     | 1,205               | 994                         | 262                         | 409                                  |
| Asia Pacific                     | 178                       | 136                 | 18                          | 24                          | —                                    |
| <b>Total</b>                     | <b>33,967</b>             | <b>24,185</b>       | <b>2,228</b>                | <b>797</b>                  | <b>6,757</b>                         |
| <b>Expected credit loss rate</b> | <b>14.0 %</b>             | <b>1.6 %</b>        | <b>3.1 %</b>                | <b>7.7 %</b>                | <b>63.0 %</b>                        |
| <b>Expected credit loss</b>      | <b>4,768</b>              | <b>382</b>          | <b>70</b>                   | <b>61</b>                   | <b>4,255</b>                         |

Overdue trade receivables from the Middle East region mainly relate to major customers from the diagnostics segment. The trade receivables due from the top 10 diagnostics customers in the MENA region as of December 31, 2021 represent over 80% of total overdue balances for this region. These customers are mainly government hospitals administered by the Ministry of Health in the respective countries as well as distributors and, based on our past experience, these customers normally require a longer period to settle outstanding trade receivables. The average turnover period from these customers are 278 days. Therefore, a higher country specific loss rate has been used for the MENA region.


Set out below is the movement in the allowance for expected credit losses of trade receivables and contract assets:

| <b>in EUR k</b>                      | <b>2021</b>  | <b>2020</b>  |
|--------------------------------------|--------------|--------------|
| <b>As of January 1</b>               | <b>4,768</b> | <b>2,355</b> |
| Provision for expected credit losses | 956          | 3,879        |
| Derecognition of trade receivables   | (7)          | (1,466)      |
| <b>As of December 31</b>             | <b>5,717</b> | <b>4,768</b> |

The addition to the allowance for expected credit losses includes an amount of EUR 1,140k which was included in the impairment of financial assets in the profit and loss account. In 2021, trade receivables of EUR 7k (2020: EUR 1,466k) were outstanding for more than 365 days and were derecognized.

**Cash and cash equivalents**

As of December 31, 2021, the Group held cash and cash equivalents of EUR 17,818k (2020: EUR 48,156k). This total, therefore, also represents the maximum default risk with regard to these assets. The cash and cash equivalents are deposited principally with financial institutions with investment grade credit ratings.

  
 Confinant Audit & Assurance B.V.  
 For identification purposes only.  
 Related to auditor's report  
 dated 31 May 2022.

**Notes to the consolidated financial statements as of December 31, 2021 and 2020 and  
for the three years ended December 31, 2021, 2020 and 2019**

**Liquidity risk**

The liquidity risk is the risk of the Group possibly not being in a position to meet its financial liabilities as contractually agreed by providing cash or other financial assets.

The Group's objective is to maintain a balance between continuity of funding and flexibility through the use of bank overdrafts and lease contracts.

Managing liquidity within the Group is intended to ensure that - as far as possible - sufficient cash and cash equivalents are always available to meet payment obligations when these fall due, in both normal and challenging conditions, without incurring unacceptable losses or damaging the Group's reputation.

The Group strives to maintain cash and cash equivalents at a level above that of the expected cash outflows for financial liabilities (apart from trade payables) during the next 60 days. As of December 31, 2021, 30.7% of the Group's interest-bearing liabilities mature in less than one year (2020: 25.0%) based on the carrying value of borrowings reflected in the financial statements. As of December 31, 2021, the expected cash inflows from trade and other receivables within two months amounts to EUR 6,418k (2020: EUR 14,857k), which would be EUR 4,834k lower than the amount of trade payables due as of then.

The Company completed the IPO in November 2019. In July 2020, the Company completed a follow-on public offering of 3,500,000 common shares of the Company, consisting of 2,000,000 common shares offered by the Company and 1,500,000 common shares offered by selling shareholders at a price to the public of USD 14.00 per common share (i.e. EUR 12.71 per share). Aggregate offering proceeds, net of underwriting discounts, commissions and transaction costs, were EUR 22 million to the Company. As of December 31, 2021, the Group had cash and cash equivalent of EUR 17,818k (2020: EUR 48,156k). The cash and cash equivalents are deposited principally with financial institutions with investment grade credit ratings.

In addition to the cash and cash equivalent available as of December 31, 2021, the Group also has access to other sources of funding. As of December 31, 2021, the Group has secured credit lines totaling EUR 3,500k. These bear interest of 3.75% - 4.75% (2020: EUR 3,500k; 3.75% - 4.75%). EUR 3,310k were utilized as of December 31, 2021 (2020: EUR 1,538k).

The table below presents the remaining contractual terms of the financial liabilities on the reporting date, including estimated interest payments. The figures are undiscounted gross amounts, including estimated interest payments and interest on undrawn loan funds, but without showing the impact of offsetting.

| Dec 31, 2021<br>in EUR k | Carrying<br>amount | Contractually agreed cash flows |                       |                   |                 |                         |
|--------------------------|--------------------|---------------------------------|-----------------------|-------------------|-----------------|-------------------------|
|                          |                    | Total                           | Less than<br>2 months | 2 to 12<br>months | 1 to 5<br>years | More<br>than<br>5 years |
| Bank overdrafts          | 3,310              | 3,310                           | 3,310                 | —                 | —               | —                       |
| Secured bank loans       | 505                | 505                             | 105                   | 400               | —               | —                       |
| Lease liabilities        | 18,725             | 21,788                          | 696                   | 3,343             | 8,856           | 8,893                   |
| Trade payables           | 11,252             | 11,252                          | 11,252                | —                 | —               | —                       |
|                          | <b>33,792</b>      | <b>36,855</b>                   | <b>15,363</b>         | <b>3,743</b>      | <b>8,856</b>    | <b>8,893</b>            |

| Dec 31, 2020<br>in EUR k | Carrying<br>amount | Contractually agreed cash flows |                       |                   |                 |                         |
|--------------------------|--------------------|---------------------------------|-----------------------|-------------------|-----------------|-------------------------|
|                          |                    | Total                           | Less than<br>2 months | 2 to 12<br>months | 1 to 5<br>years | More<br>than<br>5 years |
| Bank overdrafts          | 1,538              | 1,538                           | 1,538                 | —                 | —               | —                       |
| Secured bank loans       | 968                | 997                             | 5                     | 584               | 408             | —                       |
| Other bank loans         | 387                | 394                             | —                     | 394               | —               | —                       |
| Lease liabilities        | 21,205             | 24,897                          | 716                   | 3,580             | 9,861           | 10,740                  |
| Trade payables           | 31,736             | 31,525                          | 31,011                | 514               | —               | —                       |
|                          | <b>55,834</b>      | <b>59,351</b>                   | <b>33,270</b>         | <b>5,072</b>      | <b>10,269</b>   | <b>10,740</b>           |

Confinant Audit & Assurance B.V.  
For identification purposes only.  
Related to auditor's report  
dated 31 May 2022.

**Notes to the consolidated financial statements as of December 31, 2021 and 2020 and  
for the three years ended December 31, 2021, 2020 and 2019**

**Reconciliation of liabilities arising from financing activities**

| in EUR k                                  | Jan 1, 2021   | Cash flows     | Non-cash changes |                            | Dec 31, 2021  |
|---|---------------|----------------|------------------|----------------------------|---------------|
|   |               |                | Additions        | Changes in maturity and FX |               |
| <b>Non-current financial liabilities</b>  | <b>18,078</b> | <b>(401)</b>   | <b>865</b>       | <b>(2,954)</b>             | <b>15,588</b> |
| Non-current portion of secured bank loans | 401           | (401)          | —                | —                          | —             |
| Non-current lease liabilities             | 17,677        | —              | 865              | (2,954)                    | 15,588        |
| <b>Current financial liabilities</b>      | <b>6,020</b>  | <b>(3,064)</b> | <b>1,438</b>     | <b>2,568</b>               | <b>6,962</b>  |
| Current portion of secured bank loans     | 567           | (62)           | —                | —                          | 505           |
| Bank loans                                | 387           | —              | —                | (387)                      | —             |
| Bank overdrafts                           | 1,538         | 1,505          | 267              | —                          | 3,310         |
| Current lease liabilities                 | 3,528         | (4,507)        | 1,171            | 2,955                      | 3,147         |
| <b>Total</b>                              | <b>24,098</b> | <b>(3,465)</b> | <b>2,303</b>     | <b>(386)</b>               | <b>22,550</b> |

| in EUR k                                  | Jan 1, 2020   | Cash flows     | Non-cash changes |                     | Dec 31, 2020  |
|---|---------------|----------------|------------------|---------------------|---------------|
|   |               |                | Additions        | Changes in maturity |               |
| <b>Non-current financial liabilities</b>  | <b>19,647</b> | <b>(1,993)</b> | <b>2,029</b>     | <b>(1,605)</b>      | <b>18,078</b> |
| Non-current portion of secured bank loans | 968           | —              | —                | (567)               | 401           |
| Municipal loans                           | 610           | (610)          | —                | —                   | —             |
| Non-current lease liabilities             | 18,069        | (1,383)        | 2,029            | (1,038)             | 17,677        |
| <b>Current financial liabilities</b>      | <b>7,323</b>  | <b>(5,520)</b> | <b>2,663</b>     | <b>1,554</b>        | <b>6,020</b>  |
| Current portion of secured bank loans     | 802           | (865)          | 63               | 567                 | 567           |
| Bank loans                                | —             | 438            | —                | (51)                | 387           |
| Bank overdrafts                           | 2,636         | (1,208)        | 110              | —                   | 1,538         |
| Municipal loans                           | 250           | (250)          | —                | —                   | —             |
| Current lease liabilities                 | 3,635         | (3,635)        | 2,490            | 1,038               | 3,528         |
| <b>Total</b>                              | <b>26,970</b> | <b>(7,513)</b> | <b>4,692</b>     | <b>(51)</b>         | <b>24,098</b> |

**Currency risk**

The Group is exposed to currency risk in cases where contracts are concluded in foreign currencies. The vast majority of goods delivered and services the Company provided, including those for international customers, are invoiced in euro.

The main functional currencies of group companies are the euro, USD, the Indian rupee and the Arab Emirates Dirham. The following table presents the net foreign currency exposure of the Group as of December 31, 2021 and 2020.

| in EUR k                             | Dec 31, 2021 |          |          |
|--------------------------------------|--------------|----------|----------|
|                                      | USD          | INR      | AED      |
| Trade receivables                    | 2,604        | 8        | —        |
| Trade payables and other liabilities | (2,394)      | (4)      | —        |
| <b>Net exposure</b>                  | <b>210</b>   | <b>4</b> | <b>—</b> |

| in EUR k                             | Dec 31, 2020   |             |             |
|--------------------------------------|----------------|-------------|-------------|
|                                      | USD            | INR         | AED         |
| Trade receivables                    | 1,224          | 18          | —           |
| Trade payables and other liabilities | (3,631)        | (55)        | (17)        |
| <b>Net exposure</b>                  | <b>(2,407)</b> | <b>(37)</b> | <b>(17)</b> |

**Sensitivity analysis relating to changes in exchange rates**

Given the exposure to foreign currencies as presented above, the impact to the Group's earnings before tax or equity from a 10% change in the US dollar exchange rate would not be material.

**Notes to the consolidated financial statements as of December 31, 2021 and 2020 and  
for the three years ended December 31, 2021, 2020 and 2019**

**22 List of subsidiaries**

The major subsidiaries of the Group are listed below.

| Name                            | Country in which<br>primary activities are<br>pursued | Equity interests (%) |              |
|---------------------------------|---|----------------------|--------------|
|                                 |   | Dec 31, 2021         | Dec 31, 2020 |
| Centogene GmbH*                 | Germany   | 100                  | 100          |
| Centogene FZ-LLC                | United Arab Emirates                                  | 100                  | 100          |
| Centogene US, LLC               | USA   | 100                  | 100          |
| Centogene GmbH                  | Austria   | 90                   | 90           |
| Centogene India Pvt. Ltd**      | India   | 100                  | 100          |
| Centogene Switzerland AG        | Switzerland   | 100                  | 100          |
| Centosafe B.V.                  | Netherlands   | 100                  | 100          |
| Centogene d.o.o Belgrade        | Serbia  | 100                  | 100          |
| Dr. Bauer Laboratoriums GmbH*** | Germany   | —                    | —            |

(\*) Centogene IP GmbH and Centogene Shared Service GmbH were merged with Centogene GmbH on January 1, 2021.

(\*\*) The Group acquired the remaining 49% of Centogene India Pvt. Ltd. in 2020, previously accounted for as non-controlling interest.

(\*\*\*) Centogene does not own any shares in Dr. Bauer Laboratoriums GmbH. However, Centogene meets the criteria of the control model under IFRS 10 as it has exposure to variable returns and the ability to use power to affect returns (see note 4).

**23 Non-controlling interests**

The table below shows information on each subsidiary of the Group with material, non-controlling interests before intercompany eliminations. The Group acquired the remaining 49% of Centogene India Pvt. Ltd in 2020 and disposed of its entire 51% interest in LPC GmbH in 2020. The non-controlling interest in Dr. Bauer Laboratoriums GmbH relates to the share in the net result of Dr. Bauer Laboratoriums GmbH that is included in the results of the Company's COVID-19 testing business (see note 4).

| Dec 31, 2021<br>in EUR k                           | Centogene<br>GmbH, Vienna | Dr. Bauer<br>Laboratoriums<br>GmbH |
|--|---------------------------|------------------------------------|
| Net assets/(liabilities)                           | (528)                     | 245                                |
| Carrying amount of non-controlling interests       | (53)                      | —                                  |
| Revenue  | —                         | 109,015                            |
| Profit/(loss)                                      | (6)                       | 98                                 |
| Profit/loss allocated to non-controlling interests | (1)                       | 98                                 |

| Dec 31, 2020<br>in EUR k                           | Centogene<br>GmbH, Vienna | Dr. Bauer<br>Laboratoriums<br>GmbH |
|--|---------------------------|------------------------------------|
| Net assets/(liabilities)                           | (522)                     | 148                                |
| Carrying amount of non-controlling interests       | (52)                      | —                                  |
| Revenue  | —                         | 55,596                             |
| Profit/(loss)                                      | (1)                       | 122                                |
| Profit/loss allocated to non-controlling interests | (0)                       | 122                                |

**Notes to the consolidated financial statements as of December 31, 2021 and 2020 and  
for the three years ended December 31, 2021, 2020 and 2019**

**24 Commitments**

*Future payments for non-cancellable leases*

The Group has various lease contracts in relation to the expansion of the Rostock headquarters and leasing of the Frankfurt laboratory, Berlin Airport, Düsseldorf Airport, Frankfurt Airport and additional laboratory space in Hamburg. The future lease payments and utilities for these non-cancellable lease contracts are EUR 107k within one year, EUR 2,370k within five years and EUR 4,219k thereafter (2020: EUR 283k within one year, EUR 1,686k within five years and EUR 4,855k thereafter).

The Group has various non-cancellable lease contracts of office equipment and storage spaces which had a lease term of less than 12 months or were related to leases of low-value assets, and therefore the short-term lease recognition exemption was applied to these contracts. The future lease payments for these non-cancellable lease contracts are EUR 44k within one year (2020: EUR 33k) and EUR 49k within five years (2020: EUR 9k).

**Future payment obligations**

During 2021, the Group concluded agreements with suppliers, for goods and services to be provided in 2022 with a total payment obligation of EUR 6,620k (2020: EUR 4,669k).

**25 Related parties**

*Transaction with shareholders*

In July 2020, we completed a follow-on public offering of 3,500,000 common shares of the Company (the "Follow-on Equity Offering"), consisting of 2,000,000 common shares offered by the Company and 1,500,000 common shares offered by selling shareholders at a price to the public of \$14.00 per common share (i.e., EUR 12.71 per share). Aggregate offering proceeds, net of underwriting discounts, commissions and transaction costs, to the Company were EUR 22 million. We are not aware of any ordinary shares which were issued by the Company and sold in this transaction to related parties.

Based on a shareholder agreement from January 2016 the payment to the option holders of the VSOP 2016 will be reimbursed by the original shareholders to the Company at the same time when the obligation to pay the options holders arises. The payables by the Group to the holders of vested options were recorded as a liability with a carrying value of EUR 2,769k as of December 31, 2019 and a corresponding receivable against shareholders was recorded (see note 15). The shareholders agreement had a term until December 31, 2023. Upon completion of the July 2020 Offering, the relevant payables to the holders of vested options were settled mainly by the proceeds received from such original shareholders from the sale of their shares.

During 2020, the Company entered into a service contract with the former CEO, a major shareholder, to serve as an advisor during the transition period after his departure from the Company until December 31, 2020. For the year ended December 31, 2020, fees totaling EUR 11k were charged to profit or loss related to these services and the Group had payables of EUR 12k outstanding as of December 31, 2020. In 2021, no further service agreement have been entered into.

*Remuneration of management in key positions*

Key management have been defined as the members of the management board and the Company's other key executive officers.

| <b>in EUR k</b>                              | <b>2021</b>  | <b>2020</b>  | <b>2019</b>  |
|--|--------------|--------------|--------------|
| Short-term employee benefits                 | 4,098        | 4,273        | 3,313        |
| Post-employment pension and medical benefits | 23           | 23           | 10           |
| Termination benefits                         | 235          | 565          | —            |
| Share-based payment transactions             | 822          | 1,822        | 3,395        |
| <b>Total compensation to key management</b>  | <b>5,178</b> | <b>6,683</b> | <b>6,718</b> |

Confinant Audit & Assurance B.V.  
For identification purposes only.  
Related to auditor's report  
dated 31 May 2022.

**Notes to the consolidated financial statements as of December 31, 2021 and 2020 and  
for the three years ended December 31, 2021, 2020 and 2019**

Due to the departure of the former CEO Arndt Rolfs in 2020, share-based payments include additional share-based expenses of EUR 776k for the accelerated vesting of outstanding equity awards and termination benefits include the severance payout of EUR - k. As of December 31, 2020, the Group had amounts of EUR 1,181k (2019: EUR 769k) accrued for key management compensation. (See "Note 27 – Subsequent Developments" of our consolidated financial statements as of and for the year ended December 31, 2021.)

There are no pension commitments for members of the management board.

During 2021, 15,000 share options and 142,764 RSUs were granted under the 2019 Plan to key management personnel which are recognized as share-based payment expenses in profit and loss (see notes 20(vi)).

As of December 31, 2021, the Group has receivables of EUR Nil (2020: EUR 561k) recognized related to the exercise of options by key management personnel, including the former CEO Arndt Rolfs in 2000 who was a member of key management during the periods.

***Remuneration of members of the Supervisory Board***

The supervisory board received remuneration for its activities of EUR 688k in the reporting year (2020: EUR 603k; 2019: EUR 499k). In addition, as disclosed in note 20, certain members of the supervisory board received share-based awards under the 2019 Plan. For the year ended December 31, 2021, share-based payment expenses of EUR 2,564k (2020: EUR 2172k, 2019: EUR 704k) related to these awards were charged to profit and loss.

***Transactions with members of management in key positions and other related parties***

The Company purchased supplies used for COVID-19 testing from an entity related to a member of the supervisory board that joined the board in 2021. Expenses totaling EUR 5 thousand were charged to profit and loss related to the period of service of the board member.

For the year ended December 31, 2021, revenues totaling EUR 14 thousand were recognized in profit and loss in relation performance of COVID-19 testing services for entities related to members of the supervisory board.

For the year ended December 31, 2021, fees totaling EUR nil (2020: EUR nil; 2019: EUR 152k) were charged to profit or loss in relation to consulting services provided by a member of the supervisory board.

**26 Contingent liabilities**

In May 2016, the Company was informed in writing by the Universitair Medisch Centrum Utrecht ("UMCU") that a claim had been initiated against UMCU regarding a prenatal diagnostic test that the Company conducted at their request which failed to identify a specific mutation present in a patient. On October 1, 2018, the UMCU and Neon Underwriting Limited formally filed a legal claim in the local court in Rostock, Germany against the Company alleging that the Company's negligence in performing the test resulted in the misdiagnosis of the patient. UMCU is seeking recovery for compensatory damages as a result of the alleged misdiagnosis. By court order of November 8, 2018, the Regional Court of Rostock set the amount in dispute at EUR 880k.

On November 12, 2018, the Company submitted a notice to the Regional Court of Rostock of the intention to defend against the claim. On January 3, 2019, the Company filed a motion to dismiss in which the Company denied the merits of the claim. UMCU and Neon Underwriting Limited responded to this motion on March 15, 2019 with a statement of reply, and the parties made several court filings setting out their arguments since. By order dated June 3, 2019, the Regional Court of Rostock provided a first set of questions to be answered by an expert witness.

As of December 31, 2020, the amount in dispute was EUR 1.3 million. The matter was assigned to a new judge, due to the illness of the prior judge, and the decision to appoint the recommended expert witness is still pending. Since then, several potential experts were approached by the court but eventually declined to prepare an expert witness report due to the possibility of bias.



**Notes to the consolidated financial statements as of December 31, 2021 and 2020 and  
for the three years ended December 31, 2021, 2020 and 2019**

The Company intends to continue to rigorously defend its position and considers that it is not probable the legal claim towards the Company will be successful and as a result has not recognized a provision for this claim as of December 31, 2021. In addition, in case a settlement would be required, the Company believes that the corresponding liability will be fully covered by the respective existing insurance policies.

On August 7, 2021, our partnering laboratory physician and a key executive officer of ours, Prof. Dr. Peter Bauer was informed in writing by the Public Prosecutor's Office in Fulda that a criminal investigation had been initiated against him regarding allegedly falsely billing statements submitted to the Association of Statutory Health Insurance Physicians in Hessen (Kassenärztliche Vereinigung Hessen). The aggregate amount in question was EUR 42,268.50. The investigation and claims were subsequently dropped in January 2022.

Certain of our original shareholders agreed to reimburse us for the payments that we make to option holders under the 2016 Plan. Upon completion of the Follow-on Equity Offering, the relevant payables to the holders of vested options were settled mainly by the proceeds received from such original shareholders from the sale of their shares in the Follow-on Equity Offering. We have received a demand from one such original shareholder that alleges that it should have paid less to us in connection with the settlement of such payables. While we continue to believe that such demand has little chance of being successfully enforced through legal proceedings, we see the benefit of settling this pending issue. We have therefore agreed to a settlement agreement with the relevant shareholders pursuant to which we will make a one-time-payment in the total amount of EUR 550,000 to be divided up between such shareholders. On November 22, 2021, we signed a settlement agreement with the relevant shareholders.


## **27 Subsequent Events**

On January 31, 2022, pursuant to a securities purchase agreement and a warrant agreement, each signed with certain investors, the Group received EUR 15.0 million in exchange for the issuance of an aggregate of 4,479,088 common shares at a price per share of USD 3.73 (EUR 3.35) and warrants initially exercisable for the purchase of up to an aggregate of 1,343,727 additional common shares at an initial exercise price per common share of USD 7.72. The warrants are exercisable immediately as of the date of issuance and will expire on December 31, 2026. Based on the fair value per share at the issuance date, the Group expects to recognize USD 3.2 million (EUR 2.8 million) under equity in the first quarter of the financial year 2022.

In addition on January 31, 2022, the Company and certain of its subsidiaries entered into the Loan Facility, providing for debt financing agreement in the total amount of up to USD 45.0 million (EUR 40.2 million). Under the terms the Loan Facility, the Group drew down USD 25.0 million (EUR 22.3 million) on January 31, 2022 and will have access to a second tranche of USD 20.0 million (EUR 17.9 million) upon achievement, prior to July 31, 2023, of product revenue from our diagnostics and pharmaceutical services segments of at least USD 50.0 million (EUR 44.7 million) calculated on a trailing twelve month basis as of the last day of any fiscal month. As security for the Borrowers's obligations under the Loan Facility, the Borrowers granted the lenders thereunder a first priority security interest on all of each Borrowers' assets. Refer to note 2.2 Going concern for further details of the Loan Facility.

On February 1, 2022, the Group announced the resignation of Dr. Andrin Oswald as CEO, effective immediately, due to his prolonged medical leave. According to his separation agreement, all unvested RSUs held by Mr. Oswald under the Company's LTIP will continue to vest in accordance with their terms through the date of his termination on April 30, 2022, however; the number of RSUs shall not exceed 62,284 RSUs. As a result, unvested RSUs granted to Mr. Oswald shall be forfeited as of January 31, 2022 when Mr. Oswald stopped rendering services for the Group. Total RSUs in the amount of EUR 1,358k that was recognized in the financial statements in the previous periods will be derecognized in 2022 financial year and additional RSUs in the amount of EUR 201k will be recognized in 2022 financial statements to match 62,284 RSUs granted to Mr. Oswald.

On February 1, 2022, Kim Stratton was appointed as the new CEO (the "New CEO"). The New CEO and the Company entered into an award agreement pursuant to which the New CEO will receive certain RSUs, which have no exercise price. According to the agreement, the RSUs are awarded in two forms as 174,394 initial performance RSUs subject to time-vesting and performance vesting and 166,667 initial time-vested RSUs subject to only time-vesting. Both awards vest in four equal installments after the grant date and have a grant date of February 1, 2022 and expiration date of February 1, 2032. However; initial performance RSUs that have not performance-vested by January 1, 2024 expire on January 2, 2024.

  
Confinant Audit & Assurance B.V.  
For identification purposes only.  
Related to auditor's report  
dated 31 May 2022.

**Notes to the consolidated financial statements as of December 31, 2021 and 2020 and  
for the three years ended December 31, 2021, 2020 and 2019**

On February 7, 2022, the Company announced the resignation of René Just as CFO effective March 31, 2022. According to the separation agreement signed on the same date, all vested RSUs held by the Mr. Just as of March 31, 2022 that have not yet been exercised and settled must be exercised and settled in accordance with their terms within six months following this date and, if such RSUs are not exercised and settled within such period, they will be cancelled automatically upon the expiry of such six-month period without compensation for the loss of such RSUs. All unvested RSUs as of March 31, 2022 will be cancelled automatically without compensation for the loss of such RSUs.

On February 7, 2022, Jose Miguel Coego Rios was appointed as Executive Vice President of Finance & Legal and Interim CFO ("Interim CFO"). The Interim CFO was awarded 30,995 RSUs vesting in four equal tranches from January 1 following the grant date of February 2, 2022. The award is not subject to any performance criteria and vested tranches may be exercised at the option of the Interim CFO and will be settled in shares.

In February 2022, a number of countries (including the United States, United Kingdom and the European Union) imposed sanctions against certain individuals and entities in Russia and Belarus as a result of the recognition of the so-called Donetsk People and the so-called Republic and Luhansk People Republic by the Russian Federation. Announcements of potential additional sanctions have been made following the war initiated by Russia against Ukraine on February 24, 2022.

Due to the war in Ukraine, there has been a significant increase in volatility on the securities and currency markets. It is expected that these events may affect the activities of Russian enterprises in various sectors of the economy. Although neither Centogene's operations, performance nor going concern basis has been significantly affected by the conflict, the impact of the conflict and its broader economic implications, such as higher costs of consumer goods, cannot be reliably quantified at this point in time. Therefore, at the date of this report, the Management Board regards these events as non-adjusting events after the reporting period.

These consolidated financial statements were approved by management on March 31, 2022.

**Notes to the consolidated financial statements as of December 31, 2021 and 2020 and  
for the three years ended December 31, 2021, 2020 and 2019**

**Company Financial Statements**

**Company only balance sheet as at December 31, 2021**

**(in EUR k)**

| <u>Assets</u>                          | <u>Note</u> | <u>Dec 31, 2021</u>  | <u>Dec 31, 2020</u>  |
|--|-------------|----------------------|----------------------|
| <b>Non-current assets</b>              |             |                      |                      |
| Financial assets                       | A           | (55,335)             | (12,473)             |
|  |             | <u>(55,335)</u>      | <u>(12,473)</u>      |
| <b>Current assets</b>                  |             |                      |                      |
| Receivables from associates            | B           | 83,828               | 76,972               |
| Other receivables and prepaid expenses | C           | 2,183                | 3,173                |
| Cash                                   |             | 156                  | -                    |
|  |             | <u>86,167</u>        | <u>80,145</u>        |
| <b>Total assets</b>                    |             | <b><u>30,832</u></b> | <b><u>67,672</u></b> |
| <b>Equity and liabilities</b>          |             |                      |                      |
| <b>Equity</b>                          |             |                      |                      |
| Issued capital                         | D           | 2,708                | 2,654                |
| Capital reserve                        |             | 113,933              | 105,952              |
| Legal reserve                          |             | 7,941                | 9,680                |
| Translation reserve                    |             | 511                  | (32)                 |
| Retained earnings and other reserves   |             | (96,194)             | (52,572)             |
|  |             | <u>28,899</u>        | <u>65,682</u>        |
| <b>Current liabilities</b>             |             |                      |                      |
| Payables to associates                 | E           | -                    | 6                    |
| Other liabilities                      |             | 1,933                | 1,984                |
|  |             | <u>1,933</u>         | <u>1,990</u>         |
| <b>Total equity and liabilities</b>    |             | <b><u>30,832</u></b> | <b><u>67,672</u></b> |

Notes to the consolidated financial statements as of December 31, 2021 and 2020 and  
for the three years ended December 31, 2021, 2020 and 2019

Company only profit and loss account for the year ended December 31, 2021

(in EUR k)

|  | For the Years Ended |                 |                 |
|--|---------------------|-----------------|-----------------|
|  | December 31,        |                 |                 |
|  | Note                | 2021            | 2020            |
| Loss for the period                                  |                     | (1,956)         | (3,082)         |
| Share of result of participating interests after tax | A                   | (42,862)        | (18,404)        |
| <b>Net loss</b>                                      |                     | <b>(44,818)</b> | <b>(21,486)</b> |

**Notes to the consolidated financial statements as of December 31, 2021 and 2020 and  
for the three years ended December 31, 2021, 2020 and 2019**

**General company information**

These Company only financial statements and the consolidated financial statements together constitute the statutory financial statements of Centogene N.V. (hereafter: 'the Company'). The financial information of the Company is included in the Company's consolidated financial statements.

The Company was founded as Centogene B.V. on October 11, 2018 as private company for the purpose of a corporate reorganization of Centogene AG, Germany and converted its legal form under Dutch law to a public company with limited liability for an initial public offering of its common shares. Prior to the consummation of the corporate reorganization on November 7, 2019 Centogene N.V. or Centogene B.V. had not conducted any operations and had not held any assets or liabilities, including contingent liabilities, prior to the reorganization.

At the initial step of the corporate reorganization, the shareholders of Centogene AG subscribed for 19,861,340 common shares in Centogene B.V and agreed to transfer their common shares and their preferred shares in Centogene AG to Centogene B.V. in consideration therefore. As a result, Centogene AG became a wholly owned subsidiary of Centogene B.V. The legal form of Centogene B.V. was converted from a private company with limited liability to a public Company with limited liability, which resulted in a name change into Centogene N.V.

**Financial reporting period**

The Company financial statements covers the calendar year of 2021 and 2020.

**Basis of preparation**

These Company only financial statements have been prepared in accordance with Title 9, Book 2 of the Netherlands Civil Code. For setting the principles for the recognition and measurement of assets and liabilities and determination of results for its separate financial statements, the Company makes use of the option provided in section 2:362(8) of the Netherlands Civil Code. This means that the principles for the recognition and measurement of assets and liabilities and determination of the result (hereinafter referred to as principles for recognition and measurement) of the separate financial statements of the Company are the same as those applied for the consolidated EU-IFRS financial statements. These principles also include the classification and presentation of financial instruments, being equity instruments or financial liabilities. In case no other principles are mentioned, refer to the accounting principles as described in the consolidated financial statements. For an appropriate interpretation of these statutory financial statements, the separate financial statements should be read in conjunction with the consolidated financial statements.

Information on the use of financial instruments and on related risks for the group is provided in the notes to the consolidated financial statements of the group.

All amounts in the company financial statements are presented in EUR thousand, unless stated otherwise. Financial information presented has been rounded to the nearest thousand. Accordingly, numerical figures shown as totals in some tables may not be an arithmetic aggregation of the figures that precede them or may deviate from other tables by one thousand euros at a maximum.

**Participating interests in group companies**

Group companies are all entities in which the Company has directly or indirectly control. The Company controls an entity when it is exposed, or has rights, to variable returns from its involvement with the group companies and has the ability to affect those returns through its power over the group companies. Group companies are recognised from the date on which control is obtained by the Company and derecognised from the date that control by the Company over the group company ceases. Participating interests in group companies are accounted for in the separate financial statements according to the equity method, with the principles for the recognition and measurement of assets and liabilities and determination of results as set out in the notes to the consolidated financial statements.

**Share of result of participating interests**

**Notes to the consolidated financial statements as of December 31, 2021 and 2020 and  
for the three years ended December 31, 2021, 2020 and 2019**

The share in the result of participating interests consists of the share of the Company in the result of participating interests. Results on transactions involving the transfer of assets and liabilities between the Company and its participating interests are eliminated to the extent that they can be considered as not realised.

The Company makes use of the option to eliminate intragroup expected credit losses against the book value of loans and receivables from the Company to participating interest, instead of elimination against the equity value of the participating interests.

**A Financial assets**

Financial assets include the 100% investment of the Company in its fully owned subsidiary Centogene GmbH, with statutory seat in Rostock, Germany. In 2021, the Company incorporated the following fully owned entities:

- CentoSafe B.V., Rostock, Germany
- Centogene Switzerland AG, Baar, Switzerland

A summary of the movement in the value of the investments is given below:

| in EUR k                                   | 2021            | 2020            |
|--|-----------------|-----------------|
| Net asset value as at January 1            | (12,473)        | 6,618           |
| Capital contribution                       | —               | 93              |
| Acquisition of non-wholly owned subsidiary | —               | (780)           |
| Share in result subsidiaries               | (42,862)        | (18,404)        |
| <b>Net asset value as at December 31</b>   | <b>(55,335)</b> | <b>(12,473)</b> |

**B Receivables from associates**

The receivables from associates amounting to EUR 48,744k (December 31, 2020: EUR 48,026k) relates to a short-term loan provided to its subsidiary Centogene GmbH that may be terminated any time with a notice of one month. The receivable bears an interest rate of 1.5% per annum. Additionally, the receivables include EUR 35,084k (December 31, 2020: EUR 28,946k) from its subsidiaries Centoge GmbH, Centogene LLC and Dr. Bauer Laboratoriums GmbH.

**Notes to the consolidated financial statements as of December 31, 2021 and 2020 and  
for the three years ended December 31, 2021, 2020 and 2019**

**C Other receivables and prepaid expenses**

Other receivables and prepaid expenses include:

| in EUR k     | Dec 31, 2021 | Dec 31, 2020 |
|--------------|--------------|--------------|
| Prepayments  | 2,183        | 3,173        |
| <b>Total</b> | <b>2,183</b> | <b>3,173</b> |

Prepayments relate to a D&O insurance for the management board.

**Notes to the consolidated financial statements as of December 31, 2021 and 2020 and  
for the three years ended December 31, 2021, 2020 and 2019**

**D Shareholders' equity**

The movement in shareholder's equity is as follows:

| in EUR k                                   | Issued capital | Capital reserve | Currency translation reserve | Legal reserve | Other reserve   | Unappropriated result | Total         |
|--|----------------|-----------------|------------------------------|---------------|-----------------|-----------------------|---------------|
| As of January 1, 2020                      | 2,383          | 78,135          | 16                           | 12,923        | (12,923)        | (20,674)              | 59,860        |
| Loss for the year                          | —              | —               | —                            | —             | —               | (21,438)              | (21,438)      |
| Other comprehensive loss                   | —              | —               | (48)                         | (3,243)       | 3,243           | —                     | (48)          |
| <b>Total comprehensive loss</b>            | —              | —               | (48)                         | (3,243)       | 3,243           | (21,438)              | (21,486)      |
| Issuance of shares                         | 240            | 22,969          | —                            | —             | —               | —                     | 23,209        |
| Transaction costs                          | —              | (779)           | —                            | —             | —               | —                     | (779)         |
| Share-based payments                       | —              | 5,658           | —                            | —             | —               | —                     | 5,658         |
| Exercise of options                        | 31             | (31)            | —                            | —             | —               | —                     | —             |
| Acquisition of non-wholly owned subsidiary | —              | —               | —                            | —             | (780)           | —                     | (780)         |
| <b>As of December 31, 2021</b>             | <b>2,654</b>   | <b>105,952</b>  | <b>(32)</b>                  | <b>9,680</b>  | <b>(10,460)</b> | <b>(42,112)</b>       | <b>65,682</b> |

| in EUR k                                   | Issued capital | Capital reserve | Currency translation reserve | Legal reserve | Other reserve  | Unappropriated result | Total         |
|--|----------------|-----------------|------------------------------|---------------|----------------|-----------------------|---------------|
| As of January 1, 2021                      | 2,654          | 105,952         | (32)                         | 9,680         | (10,460)       | (42,112)              | 65,682        |
| Loss for the year                          | —              | —               | —                            | —             | —              | (45,361)              | (45,361)      |
| Other comprehensive loss                   | —              | —               | 543                          | (1,739)       | 1,739          | —                     | 543           |
| <b>Total comprehensive loss</b>            | —              | —               | 543                          | (1,739)       | 1,739          | (45,361)              | (44,818)      |
| Issuance of shares                         | —              | —               | —                            | —             | —              | —                     | —             |
| Transaction costs                          | —              | —               | —                            | —             | —              | —                     | —             |
| Share-based payments                       | —              | 8,035           | —                            | —             | —              | —                     | 8,035         |
| Exercise of options                        | 54             | (54)            | —                            | —             | —              | —                     | —             |
| Acquisition of non-wholly owned subsidiary | —              | —               | —                            | —             | —              | —                     | —             |
| <b>As of December 31, 2021</b>             | <b>2,708</b>   | <b>113,933</b>  | <b>511</b>                   | <b>7,941</b>  | <b>(8,721)</b> | <b>(87,473)</b>       | <b>28,899</b> |

**Issued capital and capital reserve**

**Common Shares**

As of December 31, 2018, 15,861,340 common shares of Centogene N.V. with a nominal value of EUR 0.12 (converted from 230,445 common shares of Centogene AG with a conversion ratio of 33.2238 and 91,562 preferred shares with a conversion ratio of 89.6125, both with a nominal value of EUR 1.00), were issued and fully paid up.

The preferred shares were issued to certain investors to fund the Company's development activities. The preferred shares each had one voting right per share and did not contain a redemption feature or a contractual right to fixed dividends. The preferred shareholders were entitled to a disproportionate share of the net assets of the Company in case of certain exit events, including IPO, which was reflected by the different conversion ratios (share split) for common and preferred shares of Centogene AG to Centogene B.V. As a result of the IPO, all issued and paid-in preferred shares were converted to common shares, based on the conversion ratio above which reflected the return to investors as agreed in the relevant investment agreements.

On November 7, 2019, the Company offered and sold a total of 4,000,000 of our common shares, €0.12 nominal value per share, at a public offering price of USD 14.00 (EUR 12.58) per share, raising aggregate net offering proceeds of €42 million, after deduction of underwriting discounts and commissions as well as transaction costs.

Confinant Audit & Assurance B.V.  
For identification purposes only.  
Related to auditor's report  
dated 31 May 2022.



**Notes to the consolidated financial statements as of December 31, 2021 and 2020 and  
for the three years ended December 31, 2021, 2020 and 2019**

In July 2020, the Company completed a follow-on public offering of 3,500,000 common shares of the Company, consisting of 2,000,000 common shares offered by the Company and 1,500,000 common shares offered by selling shareholders at a price to the public of USD 14.00 per common share (i.e. EUR 12.71 per share). Aggregate offering proceeds, net of underwriting discounts, commissions and transaction costs, were EUR 22 million to the Company.

As of December 31 2021, 22,567,971 common shares of Centogene N.V. with a nominal value of EUR 0.12 were issued and fully paid up (2020: 22,117,643). As of December 31, 2021, the authorized, but unissued common share capital amounted to EUR 6,772k (2020: EUR 6,826k).

| <i>in thousands of shares</i>                 | 2021   | 2020   |
|---|--------|--------|
| Common shares as of Jan 1, fully paid         | 22,118 | 19,861 |
| Issued shares                                 | —      | 2,000  |
| Exercise of options                           | 450    | 256    |
| Common shares issued as of Dec 31, fully paid | 22,568 | 22,118 |

| <i>in thousands of shares</i>             | as of<br>Dec 31, 2021 | as of<br>Dec 31, 2020 |
|---|-----------------------|-----------------------|
| Authorized common shares of EUR 0.12 each | 79,000                | 79,000                |

The holders of common shares are entitled to the Company's approved dividends and other distributions as may be declared from time to time by the Company, and is entitled to vote per share on all matters to be voted at the Company's annual general meetings.

**Capital reserve**

As of December 31, 2021, capital reserve included a share premium of EUR 69,302k (December 31, 2019 EUR 69,356k), being amounts contributed by shareholders at the issuance of shares in excess of the par value of the shares issued, net of any transaction costs incurred for the share issuance. During the year ended December 31, 2020, transaction costs related to follow-on equity offering, that are directly attributable to issuing the new shares, of EUR 779k were recorded against capital reserve.

The capital reserve consists of the share premium account and amounts recorded in respect of share-based payments.

**Legal reserve**

The Company has adopted development costs and capitalized them as intangible assets as part of its development program. The intangible assets are recorded in the consolidated balance sheet. According to Article 365-2 NCC (Netherlands Commercial Court) a legal reserve was formed to the extent the development costs are capitalized.

**Unappropriated result**

Proposal for result appropriation

The General Meeting will be proposed to carry forward the loss after tax for 2021 and deduct EUR 46,950 thousand from the other reserves.

The result after tax for 2021 is included in the item unappropriated result within equity.

**E Current liabilities**

| <i>in EUR k</i>        | Dec 31, 2021 | Dec 31, 2020 |
|------------------------|--------------|--------------|
| Payables to associates |              | 6            |

Confinant Audit & Assurance B.V.  
For identification purposes only.  
Related to auditor's report  
dated 31 May 2022.

**Notes to the consolidated financial statements as of December 31, 2021 and 2020 and  
for the three years ended December 31, 2021, 2020 and 2019**

|                   |              |              |
|-------------------|--------------|--------------|
| Other liabilities | 1,933        | 1,984        |
| <b>Total</b>      | <b>1,933</b> | <b>1,990</b> |

The payables to associates include EUR Nil (December 31, 2020 EUR 6k) liability to its subsidiary Centogene Shared Services GmbH. The liabilities to affiliated companies are not interest bearing. Other liabilities include EUR 60k audit fees, EUR 513k bonus expenses relating to board compensation and EUR 823k related to Supervisory Board compensation (December 31, 2020 EUR 60k, EUR 825k and EUR 511k respectively).

All current liabilities are due within one year.

**F Financial instruments**

The Company's principal financial assets comprise short-term deposits at commercial banks. The main purpose of these financial instruments is to provide funds for the subsidiary's development activities. The Company's other financial instruments relate to other receivables and liabilities.

The risks associated with the Company financial instruments are similar to the ones disclosed in notes to the consolidated financial statements.

**G Remuneration of the Board of Directors**

The emolument as referred to in Section 2:383(1) of the Netherlands Civil Code, charged in the financial period to the company can be detailed as follows.

**Directors Compensation 2021**

*Supervisory Directors*

|   | <u>P. Schatz</u>        | <u>F. Ornskov</u> | <u>H. Birner</u> | <u>J. Sheldon</u> | <u>H. Friedrich</u> | <u>G. Prehn</u> | <u>E. Sou tre</u> | <u>B. Modig</u> |
|---|-------------------------|-------------------|------------------|-------------------|---------------------|-----------------|-------------------|-----------------|
|   | <i>(in € thousands)</i> |                   |                  |                   |                     |                 |                   |                 |
| Periodically paid compensation                | 80                      | 80                | 88               | 80                | 80                  | 80              | 80                | 120             |
| <b>Total cash compensation</b>                | <b>80</b>               | <b>80</b>         | <b>88</b>        | <b>80</b>         | <b>80</b>           | <b>80</b>       | <b>80</b>         | <b>120</b>      |
| 2019 Equity Incentive Plan <sup>(1)</sup>     | 1,559                   | 765               | —                | 4                 | —                   | —               | —                 | 60              |
| <b>Total share-based payment compensation</b> | <b>1,559</b>            | <b>765</b>        | <b>—</b>         | <b>4</b>          | <b>—</b>            | <b>—</b>        | <b>—</b>          | <b>60</b>       |

- This amount represents the portion of the grant date fair value of the option and RSU awards recognized as an expense in 2021 under the provisions of IFRS.

For further details and other information with regard to related-party transactions as well as the members of key management compensation, reference is made to note 25 of the consolidated financial statements.

*Managing Directors*

|   | <u>A. Oswald<sup>(1)</sup></u> | <u>R. Just</u> | <u>V. Weckesser</u> | <u>R. Stoffelen<sup>(2)</sup></u> |
|---|--------------------------------|----------------|---------------------|-----------------------------------|
|   | <i>(in € thousands)</i>        |                |                     |                                   |
| Periodically paid compensation                | 439                            | 262            | 431                 | 308                               |
| Bonuses                                       | —                              | —              | 390                 | 218                               |
| Termination benefits                          | —                              | —              | —                   | 235                               |
| <b>Total cash compensation</b>                | <b>439</b>                     | <b>262</b>     | <b>821</b>          | <b>761</b>                        |
| 2019 Equity Incentive Plan <sup>(3)</sup>     | 3,339                          | 106            | 537                 | —                                 |
| <b>Total share-based payment compensation</b> | <b>3,339</b>                   | <b>106</b>     | <b>537</b>          | <b>—</b>                          |

Confinant Audit & Assurance B.V.  
For identification purposes only.  
Related to auditor's report  
dated 31 May 2022.

**Notes to the consolidated financial statements as of December 31, 2021 and 2020 and  
for the three years ended December 31, 2021, 2020 and 2019**

- On February 1, 2022, Andrin Oswald Stepped down from the management board and his role as the CEO.
- On June 30, 2021, Richard Stoffelen stepped down from the management board and his role as our CFO.
- This amount represents fair value of the option awards issued in September 2020 under the 2019 Plan (as defined and discussed below), recognized in 2021 under the provisions of IFRS 2.

For further details and other information with regard to related-party transactions as well as the members of key management compensation, reference is made to note 25 of the consolidated financial statements.

#### **H Audit fees**

With reference to Section 2:382a(1) and (2) of the Netherlands Civil Code, the following fees for the financial year have been charged by Confinant Audit & Assurance B.V. (as the group auditor) and Ernst & Young Wirtschaftsprüfungsgesellschaft to the Company, its subsidiaries and other consolidated entities.

Confinant Audit & Assurance B.V. and Ernst & Young have served as our independent registered public accounting firms for the year ended December 31, 2021, for which audited financial statements appear in this Annual Report.

| in EUR k                                    | For the year ended<br>December 31, 2021 |              |
|---|---|--------------|
|   | Confinant                               | EY           |
| Audit and audit-related fees <sup>(1)</sup> | 50                                      | 1,050        |
| Tax fees                                    | —                                       | —            |
| All other fees                              | —                                       | —            |
| <b>Total</b>                                | <b>50</b>                               | <b>1,050</b> |

1. Audit and audit-related fees relate to (i) audit services provided by Confinant Audit & Assurance B.V. and Ernst & Young, (ii) certain procedures on our quarterly results, and (iii) services related to our statutory and regulatory filings for certain of our subsidiaries, including Centogene AG

#### **I Subsequent Events**

On January 31, 2022, pursuant to a securities purchase agreement and a warrant agreement, each signed with certain investors, the Group received EUR 15.0 million in exchange for the issuance of an aggregate of 4,479,088 common shares at a price per share of USD 3.73 (EUR 3.35) and warrants initially exercisable for the purchase of up to an aggregate of 1,343,727 additional common shares at an initial exercise price per common share of USD 7.72. The warrants are exercisable immediately as of the date of issuance and will expire on December 31, 2026. Based on the fair value per share at the issuance date, the Group expects to recognize USD 3.2 million (EUR 2.8 million) under equity in the first quarter of the financial year 2022.

In addition on January 31, 2022, the Company and certain of its subsidiaries entered into the Loan Facility, providing for debt financing agreement in the total amount of up to USD 45.0 million (EUR 40.2 million). Under the terms the Loan Facility, the Group drew down USD 25.0 million (EUR 22.3 million) on January 31, 2022 and will have access to a second tranche of USD 20.0 million (EUR 17.9 million) upon achievement, prior to July 31, 2023, of product revenue from our diagnostics and pharmaceutical services segments of at least USD 50.0 million (EUR 44.7 million) calculated on a trailing twelve month basis as of the last day of any fiscal month. As security for the Borrowers's obligations under the Loan Facility, the Borrowers granted the lenders thereunder a first priority security interest on all of each Borrowers' assets. Refer to note 2.2 Going concern for further details of the Loan Facility.

Confinant Audit & Assurance B.V.  
For identification purposes only.  
Related to auditor's report  
dated 31 May 2022.

**Notes to the consolidated financial statements as of December 31, 2021 and 2020 and  
for the three years ended December 31, 2021, 2020 and 2019**

On February 1, 2022, the Group announced the resignation of Dr. Andrin Oswald as CEO, effective immediately, due to his prolonged medical leave. According to his separation agreement, all unvested RSUs held by Mr. Oswald under the Company's LTIP will continue to vest in accordance with their terms through the date of his termination on April 30, 2022, however; the number of RSUs shall not exceed 62,284 RSUs. As a result, unvested RSUs granted to Mr. Oswald shall be forfeited as of January 31, 2022 when Mr. Oswald stopped rendering services for the Group. Total RSUs in the amount of EUR 1,358k that was recognized in the financial statements in the previous periods will be derecognized in 2022 financial year and additional RSUs in the amount of EUR 201k will be recognized in 2022 financial statements to match 62,284 RSUs granted to Mr. Oswald.

On February 1, 2022, Kim Stratton was appointed as the new CEO (the "New CEO"). The New CEO and the Company entered into an award agreement pursuant to which the New CEO will receive certain RSUs, which have no exercise price. According to the agreement, the RSUs are awarded in two forms as 174,394 initial performance RSUs subject to time-vesting and performance vesting and 166,667 initial time-vested RSUs subject to only time-vesting. Both awards vest in four equal installments after the grant date and have a grant date of February 1, 2022 and expiration date of February 1, 2032. However; initial performance RSUs that have not performance-vested by January 1, 2024 expire on January 2, 2024. In addition there will be change of control benefits in the form of 200,000 RSUs or 275,000 RSUs depending on the share price, an annual RSU award of CHF 200,000 in value and approximately 40,000 in number that are subject to time-vesting. Mrs. Stratton is also entitled to receive: an annual gross base salary of CHF 475,000, an annual bonus of CHF 250,000 assuming at-target performance and capped at 120% of that amount in case of over-performance, a severance pay equal to 100% of her last earned gross base salary, except in case of termination for cause, and customary fringe benefits and indemnity arrangements. The service agreement is effective as of 1 February 2022 and shall, in principle, remain in full for the duration of Mrs. Stratton's term in office.

On February 7, 2022, the Company announced the resignation of René Just as CFO effective March 31, 2022. According to the separation agreement signed on the same date, all vested RSUs held by the Mr. Just as of March 31, 2022 that have not yet been exercised and settled must be exercised and settled in accordance with their terms within six months following this date and, if such RSUs are not exercised and settled within such period, they will be cancelled automatically upon the expiry of such six-month period without compensation for the loss of such RSUs. All unvested RSUs as of March 31, 2022 will be cancelled automatically without compensation for the loss of such RSUs.

On February 7, 2022, Jose Miguel Coego Rios was appointed as Executive Vice President of Finance & Legal and Interim CFO ("Interim CFO"). The Interim CFO was awarded 30,995 RSUs vesting in four equal tranches from January 1 following the grant date of February 2, 2022. The award is not subject to any performance criteria and vested tranches may be exercised at the option of the Interim CFO and will be settled in shares.

In February 2022, a number of countries (including the United States, United Kingdom and the European Union) imposed sanctions against certain individuals and entities in Russia and Belarus as a result of the recognition of the so-called Donetsk People and the so-called Republic and Luhansk People Republic by the Russian Federation. Announcements of potential additional sanctions have been made following the war initiated by Russia against Ukraine on February 24, 2022.

Due to the war in Ukraine, there has been a significant increase in volatility on the securities and currency markets. It is expected that these events may affect the activities of Russian enterprises in various sectors of the economy. Although neither Centogene's operations, performance nor going concern basis has been significantly affected by the conflict, the impact of the conflict and its broader economic implications, such as higher costs of consumer goods, cannot be reliably quantified at this point in time. Therefore, at the date of this report, the Management Board regards these events as non-adjusting events after the reporting period.

These financial statements were approved by management on May 31, 2022.

**Notes to the consolidated financial statements as of December 31, 2021 and 2020 and  
for the three years ended December 31, 2021, 2020 and 2019**

*Signature page to the Dutch statutory board report of Centogene N.V. for the fiscal year ended December 31, 2021*

---

Name: Kim Stratton  
Title: Managing director

---

Name: Miguel Coego  
Title: Managing director

---

Name: H.V. Weckesser  
Title: Managing director

---

Name: P. Schatz  
Title: Supervisory director

---

Name: F. Ørnkov  
Title: Supervisory director

---

Name: H. Friedrich  
Title: Supervisory director

---

Name: H. Birner  
Title: Supervisory director

---

Name: G.A. Prehn  
Title: Supervisory director

---

Name: E. Souêtre  
Title: Supervisory director

---

Name: B.A.E. Modig  
Title: Supervisory director

---

Name: J.G. Sheldon  
Title: Supervisory director

**Notes to the consolidated financial statements as of December 31, 2021 and 2020 and  
for the three years ended December 31, 2021, 2020 and 2019**

**OTHER INFORMATION**

**Auditor's report**

The independent auditor's report is set forth on the next page.

**Provisions in the Articles of Association governing the appropriation of profit**

Under article 34 of the Company's Articles of Association, the profits of a financial year shall be appropriated as follows, and in the following order of priority:

- The Management Board shall determine which part of the profits shall be added to the Company's reserves; and
- Subject to Article 30, the remaining profits shall be at the disposal of the General Meeting for distribution on the shares.

**Branch**

The Company has a branch named Centogene N.V. Germany, with an office in Rostock, Germany.

**INDEPENDENT AUDITOR'S REPORT**

To: The shareholders and supervisory board of Centogene N.V.

**A. Report on the audit of the financial statements 2021 included in the annual report**

**Our opinion**

We have audited the financial statements 2021 of Centogene N.V. based in Amsterdam. The financial statements comprise the consolidated and company financial statements.

In our opinion:

- the accompanying consolidated financial statements give a true and fair view of the financial position of Centogene N.V. at 31 December 2021 and of its result and its cash flows for 2021 in accordance with International Financial Reporting Standards as adopted by the European Union (EU-IFRS) and with Part 9 of Book 2 of the Dutch Civil Code.
- the accompanying company financial statements give a true and fair view of the financial position of Centogene N.V. as at 31 December 2021 and of its result for 2021 in accordance with Part 9 of Book 2 of the Dutch Civil Code.

The consolidated financial statements comprise:

- the consolidated statement of financial position as at 31 December 2021;
- the following statements for 2021: the consolidated statement of comprehensive loss, the consolidated statements of changes in equity and of cash flows; and
- the notes comprising a summary of the significant accounting policies and other explanatory information.

The company financial statements comprise:

**Notes to the consolidated financial statements as of December 31, 2021 and 2020 and  
for the three years ended December 31, 2021, 2020 and 2019**

- the company balance sheet as at 31 December 2021;
- the company profit and loss account for 2021; and
- the notes comprising a summary of the accounting policies and other explanatory information.

**Basis for our opinion**

We conducted our audit in accordance with Dutch law, including the Dutch Standards on Auditing. Our responsibilities under those standards are further described in the 'Our responsibilities for the audit of the financial statements' section of our report.

We are independent of Centogene N.V. in accordance with the Wet toezicht accountantsorganisaties (Wta, Audit firms supervision act), the Verordening inzake de onafhankelijkheid van accountants bij assurance-opdrachten (ViO, Code of Ethics for Professional Accountants, a regulation with respect to independence) and other relevant independence regulations in the Netherlands. Furthermore, we have complied with the Verordening gedrags- en beroepsregels accountants (VGBA, Dutch Code of Ethics).

We believe the audit evidence we have obtained is sufficient and appropriate to provide a basis for our opinion.

**Materiality**

Based on our professional judgement we determined the materiality for the financial statements as a whole at EUR 1,500,000. The materiality is based on a percentage of operating expenses. We have also taken into account misstatements and/or possible misstatements that in our opinion are material for the users of the financial statements for qualitative reasons.

The benchmark used to determine materiality has changed back this year to operating expenses whereas in previous year revenues was used based on the substantial growth in Covid related revenues in 2020. The change was made due to the expected returned focus of users and analysts on operating expenses. The Covid related revenues were the key focus in 2020 whereas after the decision to return to the core business segments the key benchmark for users and analysts is expected to switch back to operating expenses and the importance of the liquidity position of the company.

We agreed with the supervisory board that misstatements in excess of EUR 75,000, which are identified during the audit, would be reported to them, as well as smaller misstatements that in our view must be reported on qualitative grounds.

**Scope of the group audit**

We used another auditor to audit the financial information received from the entity. Given our responsibility for the opinion on the financial statements, we are responsible for directing, supervising and performing the audit procedures by the other auditor. We have sent the other auditor instructions on the audit approach to be followed, the materiality to be used and the attention areas. We have evaluated the report of the other auditor, discussed the results and performed a file review of the file with regard to the audit activities performed and the results thereof.

Through the above-mentioned procedures on the work performed by the other auditor, combined with additional audit procedures at group level, we have obtained sufficient appropriate audit evidence about the group's financial information, to express an opinion on the consolidated financial statements.

**Our key audit matters**

Key audit matters are those matters that, in our professional judgement, were of most significance in our audit of the financial statements. We have communicated the key audit matters to the supervisory board. The key audit matters are not a comprehensive reflection of all matters discussed.

These matters were addressed in the context of the audit of the financial statements as a whole and in forming our opinion thereon, and we do not provide a separate opinion on these matters.

- Revenue recognition Pharma division

**Notes to the consolidated financial statements as of December 31, 2021 and 2020 and  
for the three years ended December 31, 2021, 2020 and 2019**

*Description*

The company enters into material contracts with pharmaceutical companies to deliver a range of services such as:

- grant access to the data repository
- provide research collaboration services
- knowledge transfers and
- other services.

These contracts contain various performance obligations that are reviewed by the Company and assessed under the revenue recognition criteria under IFRS 15 to determine which part of the contract relates to a point in time obligation and which part to an over-time obligation. Given the various tailored performance obligations this is a complex process.

Furthermore, meeting the performance obligation and consequently recognizing the related revenue has similar inherent complexities.

*How the matter was addressed in the audit*

Based on materiality, IFRS requirements and the applicable auditing standards we have assessed managements review of the contracts, the performance obligations and the corresponding revenue recognition.

The audit procedures can be summarized as follows:

1. review the relevant performance obligations over the company's contract population and obtain management's assessment of the accounting treatment
2. compare with comparable contracts in the past with similar types of performance obligations
3. perform detailed substantive procedures such as obtaining the underlying evidence that the respective performance condition has been satisfied to ascertain proper accounting.

*Observations*

Based on the materiality level and our procedures performed as described above, we concur with the accounting of the Pharma division revenue. Based on our work performed we did not note material deviations.

- **Provision for doubtful debts under IFRS 9**

*Description*

The company's accounts receivable from diagnostics revenue contain balances from different customers in several different regions in the world (MENA, Europe, North America). These balances have to be monitored and assessed in order to project potential credit losses considering the varying payment behaviors across the globe. The company has set up a respective model under IFRS 9 in order to assess and account for projected credit losses for all of its outstanding debts.

Centogene has established a provision matrix that is based on its historical credit loss experience, adjusted for forward-looking factors specific to the debtors and the economic environment in various regions in the world.

*How the matter was addressed in the audit*

We have performed substantive procedures on the calculations made by management to establish the Expected Credit Loss ('ECL') provisioning on the outstanding balances per year-end.

The audit procedures can be summarized as follows:

1. the outstanding balances were analyzed
2. subsequent cash receipts have been verified



**Notes to the consolidated financial statements as of December 31, 2021 and 2020 and  
for the three years ended December 31, 2021, 2020 and 2019**

3. the Company's calculations have been checked for plausibility of assumptions relating to the provisioning matrix used, historical credit losses and for forward-looking factors specific to the debtors and the economic environment and mathematical correctness
4. the expected credit loss model has been recalculated.

*Observations*

Determining the ECL provision following a developed model always has a remaining inherent uncertainty however, based on the materiality level and the procedures performed as described above we did not note material deviations.

- **Recognition of the COVID-19 related revenues**

*Description*

The company has, as in 2020, a significant revenue segment with the COVID-19 testing services. The arrangements with clients, companies and government institutes, are diverse and require specific revenue recognition assessment for every individual arrangement. The different arrangements vary from high-volume-low value type of revenues paid for by individuals or by association of statutory health insurance physicians ('KV') to individual contracts with a variety of performance obligations that need to be assessed individually. These factors have been assessed as a significant risk.

*How the matter was addressed in the audit*

The audit procedures performed existed of substantive procedures and can be summarized as follows:

1. Contractual terms and conditions and details of revenue arrangements were reviewed based on revenue recognition criteria under IFRS 15
2. reconciliations between applications in use for the various types of testing (individuals, KV) and revenues recorded were made
3. substantive testing by means of sampling individual items was performed where registrations of tests performed were agreed to test results provided, amounts invoiced and amounts received.
4. For selected material individual contracts revenues were tested to contract, invoice, cash receipt and other relevant supporting documentation

*Observations*

Based on the materiality level and our procedures performed as described we have come to the conclusion that the revenues have been appropriately recognized.

- **Capitalization of intangible assets**

*Description*

The company is investing significant amounts in intangible assets, in particular biomarkers and software. These assets will have to comply to the IFRS criteria for capitalization.

*How the matter was addressed in the audit*

The audit procedures performed existed of substantive procedures and can be summarized as follows:

1. Reconciliation and recalculation of movement schedules
2. balances were audited by sampling third party invoices and capitalized salary expenses
3. Assessed whether the recognition criteria in IAS 38 are met for the selected samples
4. amortization expenses were tested and
5. Managements' assessment on the existence of impairment triggers was obtained and reviewed

*Observations*

**Notes to the consolidated financial statements as of December 31, 2021 and 2020 and  
for the three years ended December 31, 2021, 2020 and 2019**

Based on the materiality level and our procedures performed as described above we did not note material deviations.

**B. Report on the other information included in the annual report**

In addition to the financial statements and our auditor's report thereon, the annual report contains other information that consists of:

1. Board Report
2. Corporate Governance Statement
3. Other Information as required by Part 9 of Book 2 of the Dutch Civil Code

Based on the following procedures performed, we conclude that the other information:

1. is consistent with the financial statements and does not contain material misstatements;
2. contains the information as required by Part 9 of Book 2 of the Dutch Civil Code.

We have read the other information. Based on our knowledge and understanding obtained through our audit of the financial statements or otherwise, we have considered whether the other information contains material misstatements.

By performing these procedures, we comply with the requirements of Part 9 of Book 2 of the Dutch Civil Code and the Dutch Standard 720. The scope of the procedures performed is substantially less than the scope of those performed in our audit of the financial statements.

Management is responsible for the preparation of the other information, including the management report in accordance with Part 9 of Book 2 of the Dutch Civil Code and other information as required by Part 9 of Book 2 of the Dutch Civil Code.

**C. Description of responsibilities regarding the financial statements**

**Responsibilities of management and the supervisory board for the financial statements**

Management is responsible for the preparation and fair presentation of the financial statements in accordance with EU-IFRS and with Part 9 of Book 2 of the Dutch Civil Code.

Furthermore, management is responsible for such internal control as management determines is necessary to enable the preparation of the financial statements that are free from material misstatement, whether due to fraud or error. As part of the preparation of the financial statements, management is responsible for assessing the company's ability to continue as a going concern.

Based on the financial reporting frameworks mentioned, management should prepare the financial statements using the going concern basis of accounting, unless management either intends to liquidate the company or to cease operations or has no realistic alternative but to do so.

Management should disclose events and circumstances that may cast significant doubt on the company's ability to continue as a going concern in the financial statements.

The supervisory board is responsible for overseeing the company's financial reporting process.

**Our responsibilities for the audit of the financial statements**

Our objective is to plan and perform the audit engagement in a manner that allows us to obtain sufficient and appropriate audit evidence for our opinion.

Our audit has been performed with a high, but not absolute, level of assurance, which means we may not detect all material errors and fraud during our audit.

**Notes to the consolidated financial statements as of December 31, 2021 and 2020 and  
for the three years ended December 31, 2021, 2020 and 2019**

Misstatements can arise from fraud or error and are considered material if, individually or in the aggregate, they could reasonably be expected to influence the economic decisions of users taken on the basis of these financial statements. The materiality affects the nature, timing and extent of our audit procedures and the evaluation of the effect of identified misstatements on our opinion.

We have exercised professional judgement and have maintained professional skepticism throughout the audit, in accordance with Dutch Standards on Auditing, ethical requirements and independence requirements. Our audit included among others:

1. identifying and assessing the risks of material misstatement of the financial statements, whether due to fraud or error, designing and performing audit procedures responsive to those risks, and obtaining audit evidence that is sufficient and appropriate to provide a basis for our opinion. The risk of not detecting a material misstatement resulting from fraud is higher than for one resulting from error, as fraud may involve collusion, forgery, intentional omissions, misrepresentations, or the override of internal control;
2. obtaining an understanding of internal control relevant to the audit in order to design audit procedures that are appropriate in the circumstances, but not for the purpose of expressing an opinion on the effectiveness of the entity's internal control;
3. evaluating the appropriateness of accounting policies used and the reasonableness of accounting estimates and related disclosures made by management;
4. concluding on the appropriateness of management's use of the going concern basis of accounting, and based on the audit evidence obtained, whether a material uncertainty exists related to events or conditions that may cast significant doubt on the company's ability to continue as a going concern. If we conclude that a material uncertainty exists, we are required to draw attention in our auditor's report to the related disclosures in the financial statements or, if such disclosures are inadequate, to modify our opinion. Our conclusions are based on the audit evidence obtained up to the date of our auditor's report. However, future events or conditions may cause a company to cease to continue as a going concern.
5. evaluating the overall presentation, structure and content of the financial statements, including the disclosures; and
6. evaluating whether the financial statements represent the underlying transactions and events in a manner that achieves fair presentation.

Because we are ultimately responsible for the opinion, we are also responsible for directing, supervising and performing the group audit. In this respect we have determined the nature and extent of the audit procedures to be carried out for group entities. Decisive were the size and/or the risk profile of the group entities or operations. On this basis, we selected group entities for which an audit or review had to be carried out on the complete set of financial information or specific items.

We communicate with the supervisory board regarding, among other matters, the planned scope and timing of the audit and significant audit findings, including any significant findings in internal control that we identify during our audit.

We provide the supervisory board with a statement that we have complied with relevant ethical requirements regarding independence, and to communicate with them all relationships and other matters that may reasonably be thought to bear on our independence, and where applicable, related safeguards.

From the matters communicated with the supervisory board, we determine the key audit matters: those matters that were of most significance in the audit of the financial statements. We describe these matters in our auditor's report unless law or regulation precludes public disclosure about the matter or when, in extremely rare circumstances, not communicating the matter is in the public interest.

Amsterdam, 31 May, 2022

Confinant Audit & Assurance B.V.  
Signed on the original:

A.J. Kernkamp RA